

## Result of nuclide analysis of sub drain of Fukushima Daiichi NPS

Reference
-----------

(Data summarized on May 1)

Place of Sampling	Fukushima Daiichi NPS 1U sub-drain	Fukushima Daiichi NPS 2U sub-drain	Fukushima Daiichi NPS 3U sub-drain	Fukushima Daiichi NPS 4U sub-drain	Fukushima Daiichi NPS 5U sub-drain	Fukushima Daiichi NPS 6U sub-drain	Fukushima Daiichi NPS Deep well
Time of Sampling	Apr 30, 2012 09:31 am	Apr 30, 2012 09:30 am	Apr 30, 2012 09:35 am	Apr 30, 2012 08:58 am	N/A	N/A	Apr 30, 2012 09:20 am
Detected Nuclides (Half-life)	Density of sample ( Bq/cm3)						
I-131 (approx. 8 days)	ND	ND	ND	ND	-	-	ND
Cs-134 (approx. 2 years)	3.6E-01	3.1E-01	ND	ND	-	-	ND
Cs-137 (approx. 30 years)	5.1E-01	5.1E-01	ND	ND	-	-	ND

\* O.OE - O means O.O x 10-O

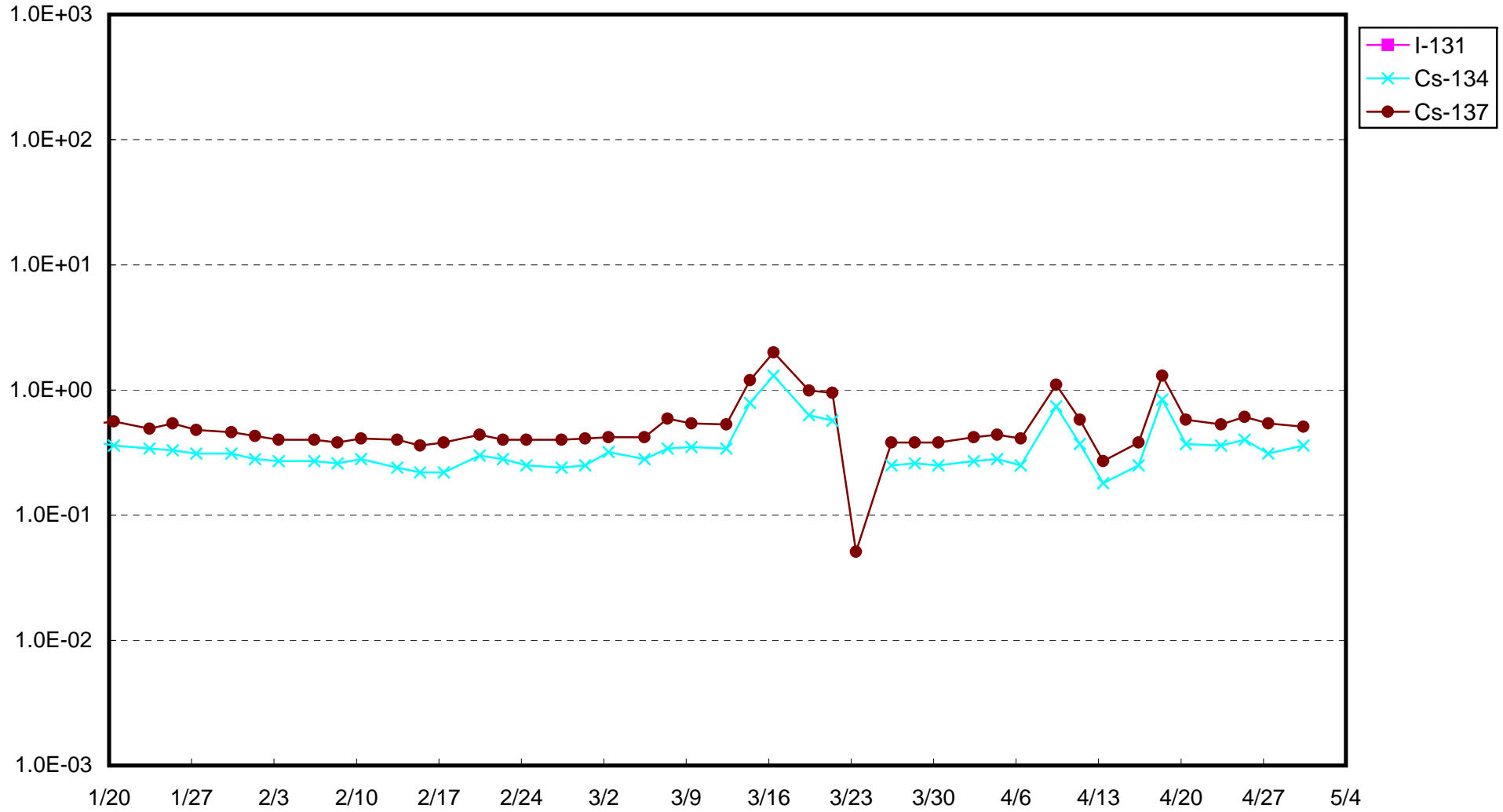
\* Data of other nuclides are under evaluation.

\* "ND" means the sampled data is below measurable limit.

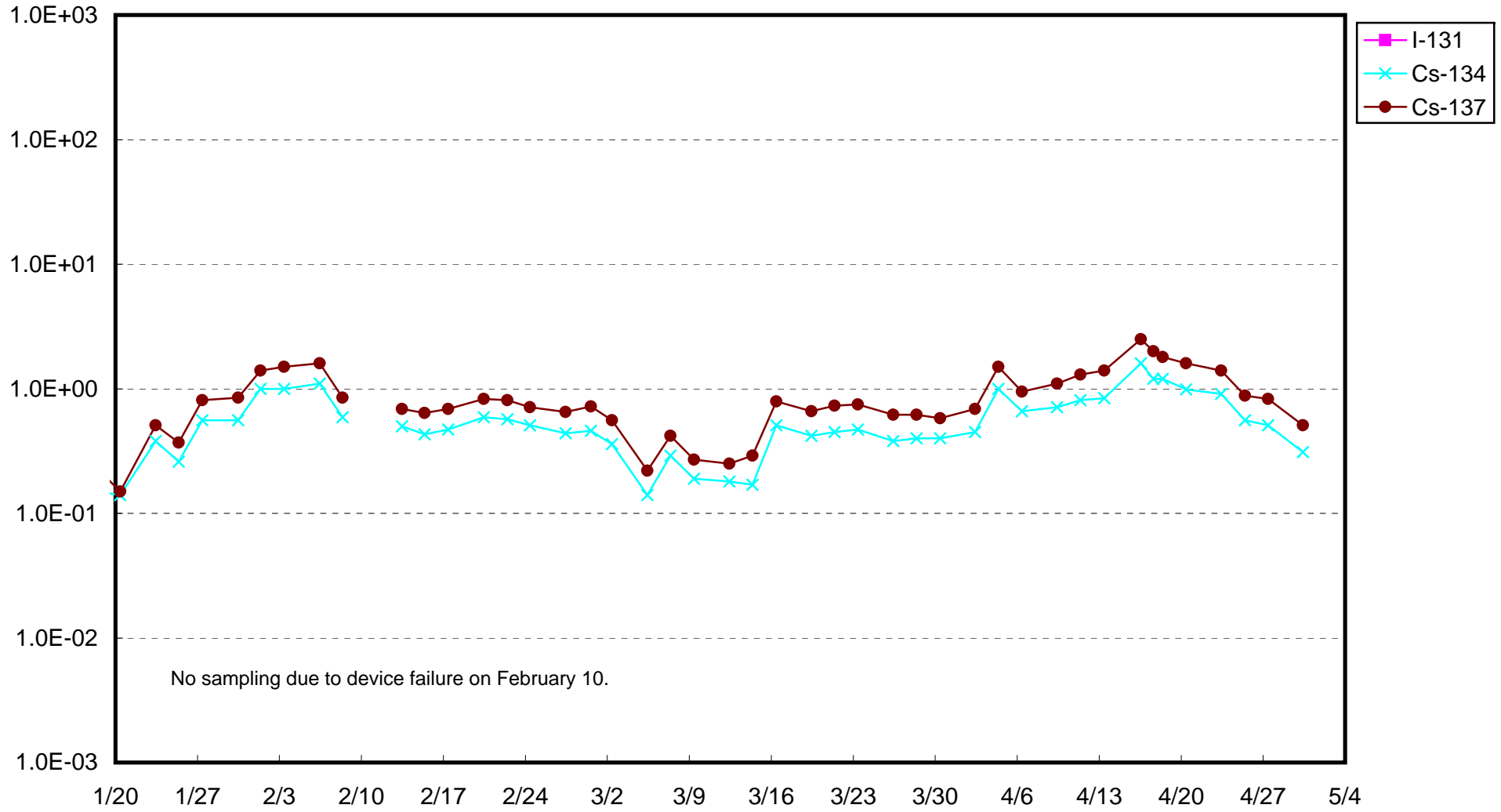
I-131: approx. 2E-2Bq/cm3, Cs-134: approx. 2E-2Bq/cm3, Cs-137: approx. 3E-2Bq/cm3 )

Please note that these nuclides are sometimes detected even when they are below the limits, contingent on the detector or samples.

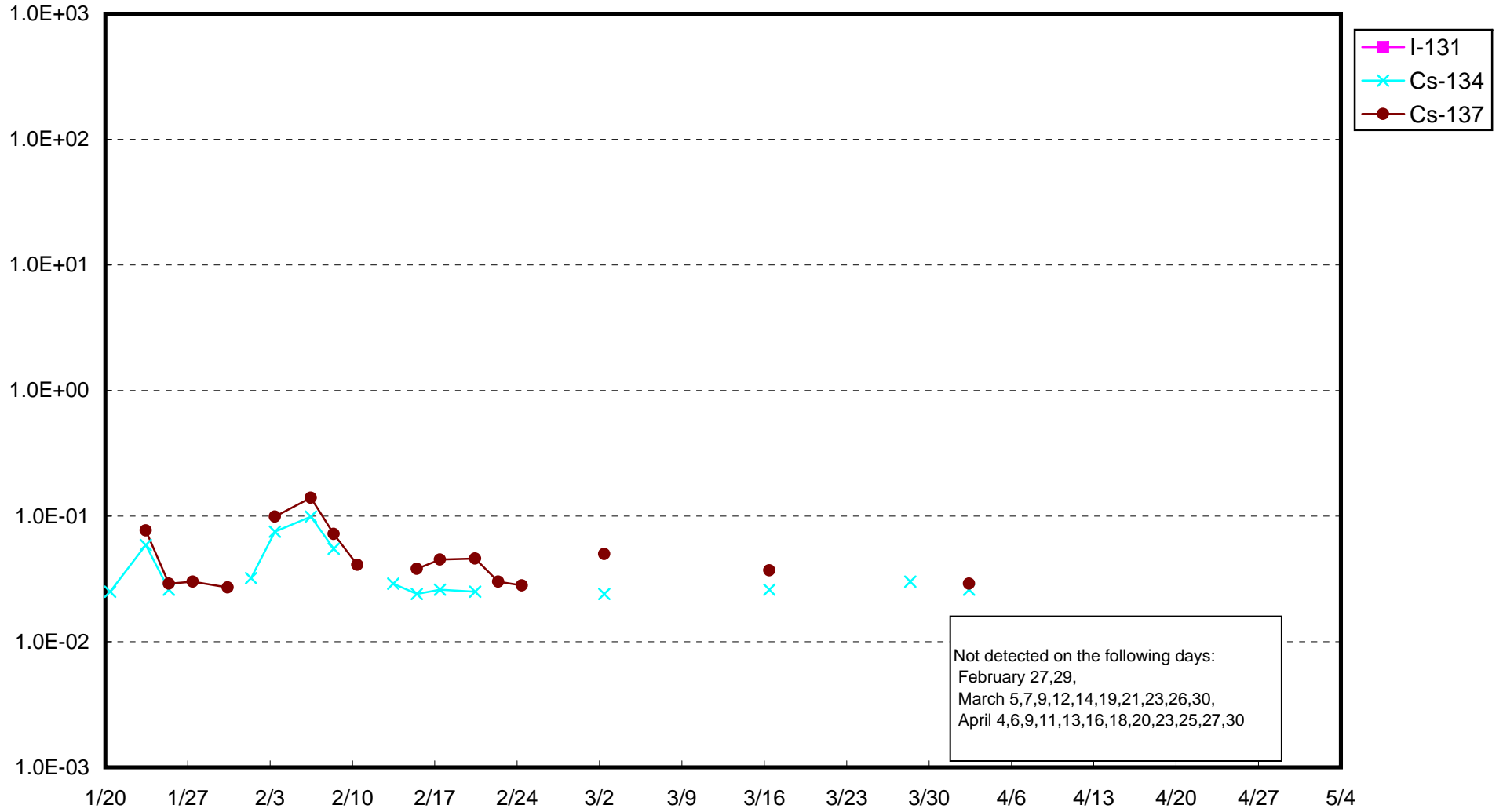
Fukushima Daiichi Nuclear Power Station : Radioactivity Density of Sub-drain at Unit 1 (Bq/cm<sup>3</sup>)



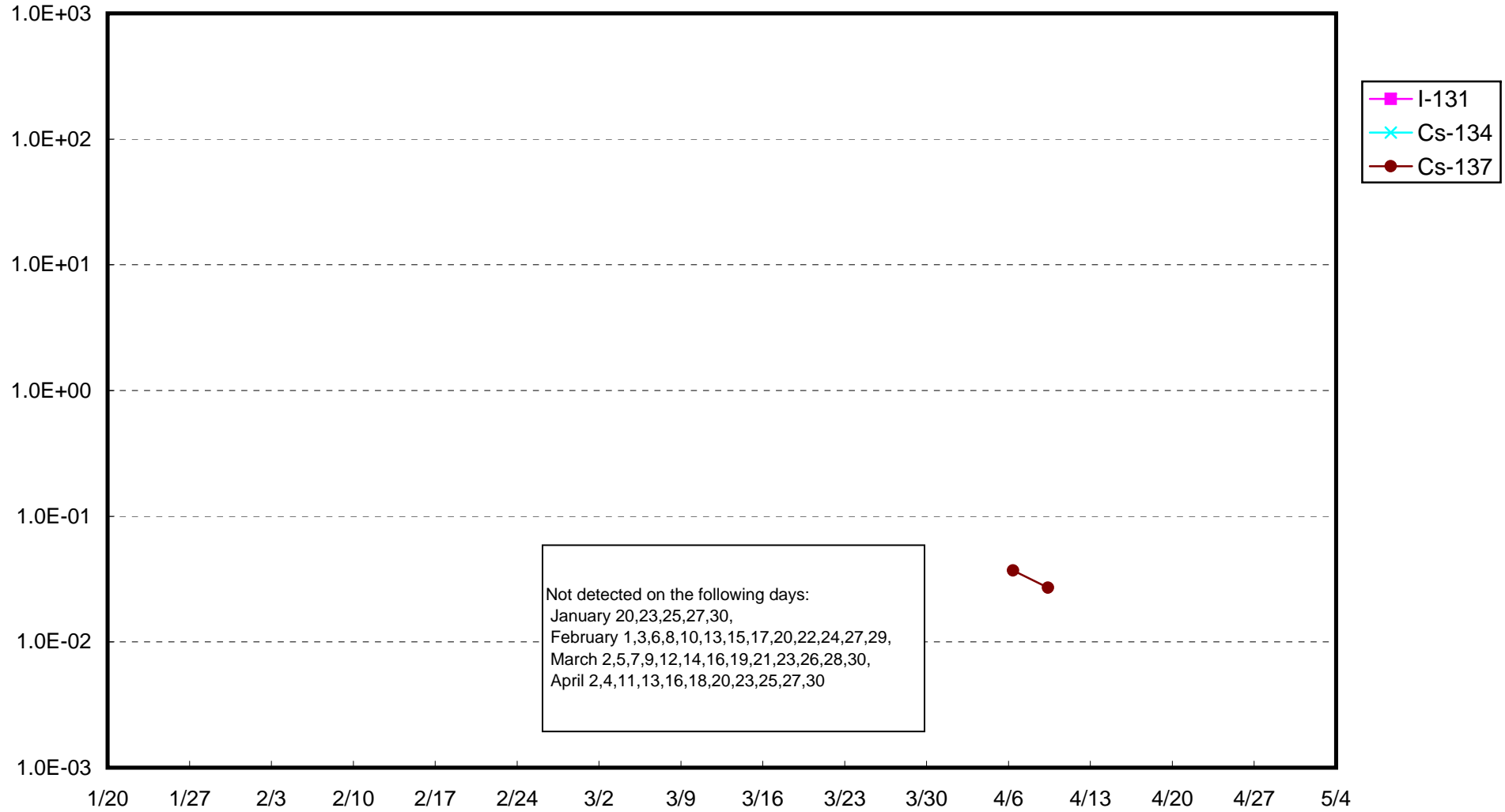
Fukushima Daiichi Nuclear Power Station : Radioactivity Density of Sub-drain at Unit 2 (Bq/cm<sup>3</sup>)



Fukushima Daiichi Nuclear Power Station : Radioactivity Density of Sub-drain at Unit 3 (Bq/cm<sup>3</sup>)



Fukushima Daiichi Nuclear Power Station : Radioactivity Density of Sub-drain at Unit 4 (Bq/cm<sup>3</sup>)



Fukushima Daiichi Nuclear Power Station : Radioactivity Density at the Deep Well at the Site (Bq/cm<sup>3</sup>)

