

## Nuclides Analysis Result of the Radioactive Materials in the Seawater < Coast, Fukushima Daiichi Nuclear Power Station >

(Data summarized on December 7)

Place of Sampling	North of Unit 5-6 Discharge Channel at Fukushima Daiichi NPS (Approx. 30m North of Unit 5-6 Discharge Channel)		Around South Discharge Channel of Fukushima Daiichi NPS (Approx. 1.3km South of Unit 1-4 Discharge Channel)		Density Limit Specified by the Reactor Regulation (Bq/L) (The density limit in the water outside the surrounding monitored areas is provided in section 6 of Appendix 2.)
	Time of Sampling		Time of Sampling		
	Dec 6, 2012 7:00 AM		Dec 6, 2012 7:30 AM		
Detected Nuclides (Half-life)	Density of Sample (Bq/L)	Scaling Factor ( / )	Density of Sample (Bq/L)	Scaling Factor ( / )	
I-131 (Approx. 8 days)	ND	-	ND	-	40
Cs-134 (Approx. 2 years)	ND	-	ND	-	60
Cs-137 (Approx. 30 years)	ND	-	ND	-	90

\* The density specified by the Reactor Regulation is converted from Bq/cm<sup>3</sup> to Bq/L.

\* Data of other nuclides is under evaluation.

\* In the case of more than 2 nuclides, the sum of scaling factors to density limits is compared to 1.

\* "ND" indicates that the measurement result is below the detection limit.

I-131: Approx. 0.48Bq/L, Cs-134: Approx. 1.1Bq/L, Cs-137: Approx. 1.5Bq/L

As the detection limit may vary depending on the detectors and sample properties, there are cases where nuclides below the detection limit are detected.

## Nuclides Analysis Result of the Radioactive Materials in the Seawater < Coast, Fukushima Daiichi Nuclear Power Station, Remeasurement >

(Data summarized on December 7)

Place of Sampling	North of Unit 5-6 Discharge Channel at Fukushima Daiichi NPS (Approx. 30m North of Unit 5-6 Discharge Channel)		Around South Discharge Channel of Fukushima Daiichi NPS (Approx. 330m South of Unit 1-4 Discharge Channel)		Density Limit Specified by the Reactor Regulation (Bq/L) (The density limit in the water outside the surrounding monitored areas is provided in section 6 of Appendix 2.)
Time of Sampling	Nov 8, 2012 10:30 AM		Nov 8, 2012 11:45 AM		
Detected Nuclides (Half-life)	Density of Sample (Bq/L)	Scaling Factor ( / )	Density of Sample (Bq/L)	Scaling Factor ( / )	
Cs-134 (Approx. 2 years)	0.75	0.01	0.68	0.01	60
Cs-137 (Approx. 30 years)	1.2	0.01	1.2	0.01	90

\* The density specified by the Reactor Regulation is converted from Bq/cm<sup>3</sup> to Bq/L.

\* In the case of more than 2 nuclides, the sum of scaling factors to density limits is compared to 1.

\* Analysis results by detail analysis (Phosphomolybdic acid ammonium adsorption sampling method) are noted.

\* Analyzed by : Tokyo Electric Power Environmental Engineering Co., Inc.

## Nuclides Analysis Result of the Radioactive Materials in the Seawater < Coast, Fukushima Daini Nuclear Power Station >

(Data summarized on December 7)

Place of Sampling	2F Around the North Discharge Channel (Around Unit 3-4 Discharge Channel) (Approx. 10km from 1F)		Around the North Side of Asamigawa (Approx. 12km South of Unit 1 & 2 Discharge Channel) (Approx. 24km from 1F)		Density Limit Specified by the Reactor Regulation (Bq/L) (The density limit in the water outside the surrounding monitored areas is provided in section 6 of Appendix 2.)
	Time of Sampling	Nov 8, 2012 10:40 AM	Time of Sampling	Nov 8, 2012 7:30 AM	
Detected Nuclides (Half-life)	Density of Sample (Bq/L)	Scaling Factor ( / )	Density of Sample (Bq/L)	Scaling Factor ( / )	
I-131 (Approx. 8 days)	ND	-	ND	-	40
Cs-134 (Approx. 2 years)	0.52	0.01	0.93	0.02	60
Cs-137 (Approx. 30 years)	0.84	0.01	1.6	0.02	90

\* The density specified by the Reactor Regulation is converted from Bq/cm<sup>3</sup> to Bq/L.

\* Data of other nuclides is under evaluation.

\* In the case of more than 2 nuclides, the sum of scaling factors to density limits is compared to 1.

\* "ND" indicates that the measurement result is below the detection limit.

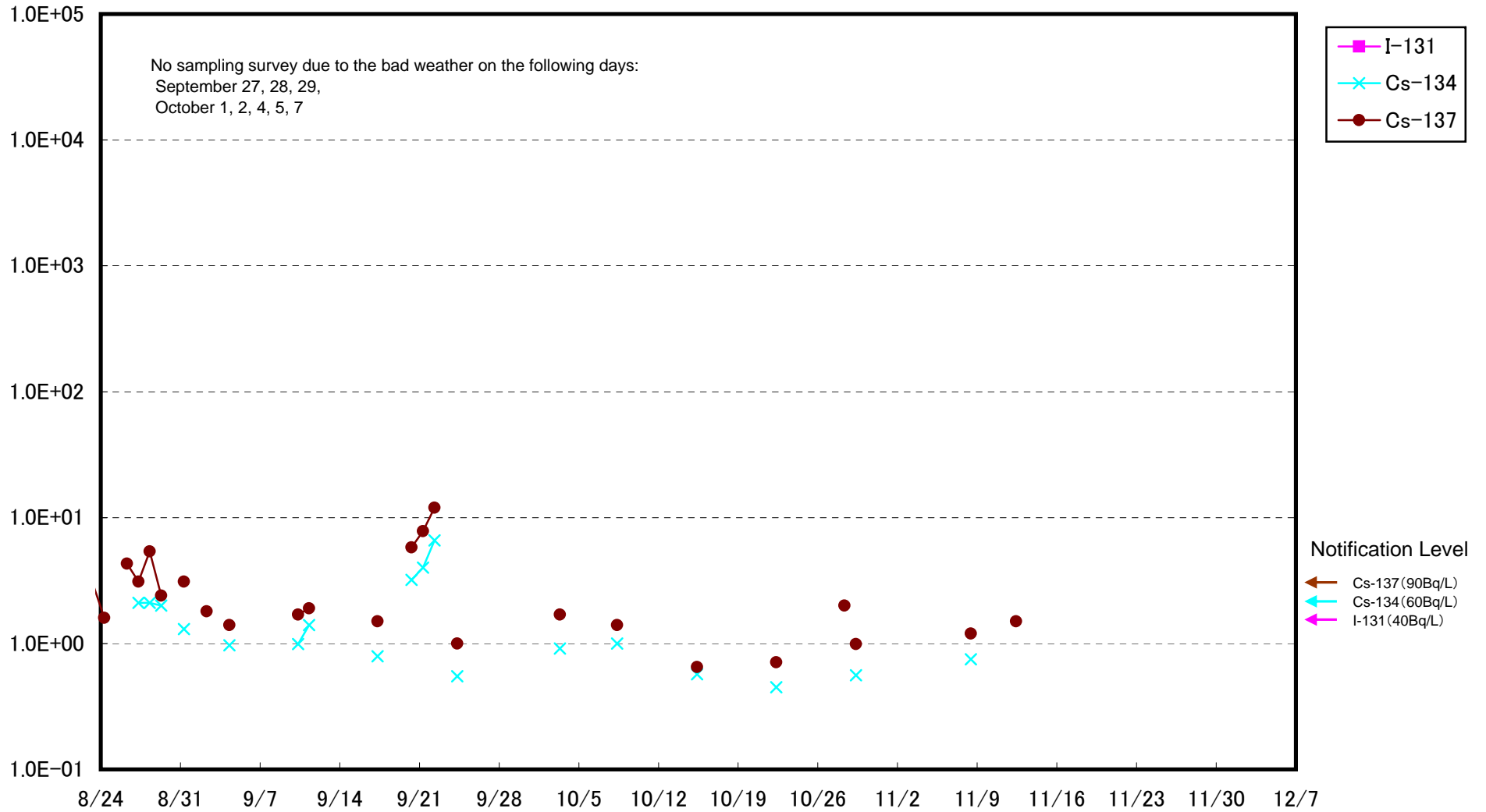
I-131: Approx. 0.51Bq/L

As the detection limit may vary depending on the detectors and sample properties, there are cases where nuclides below the detection limit are detected.

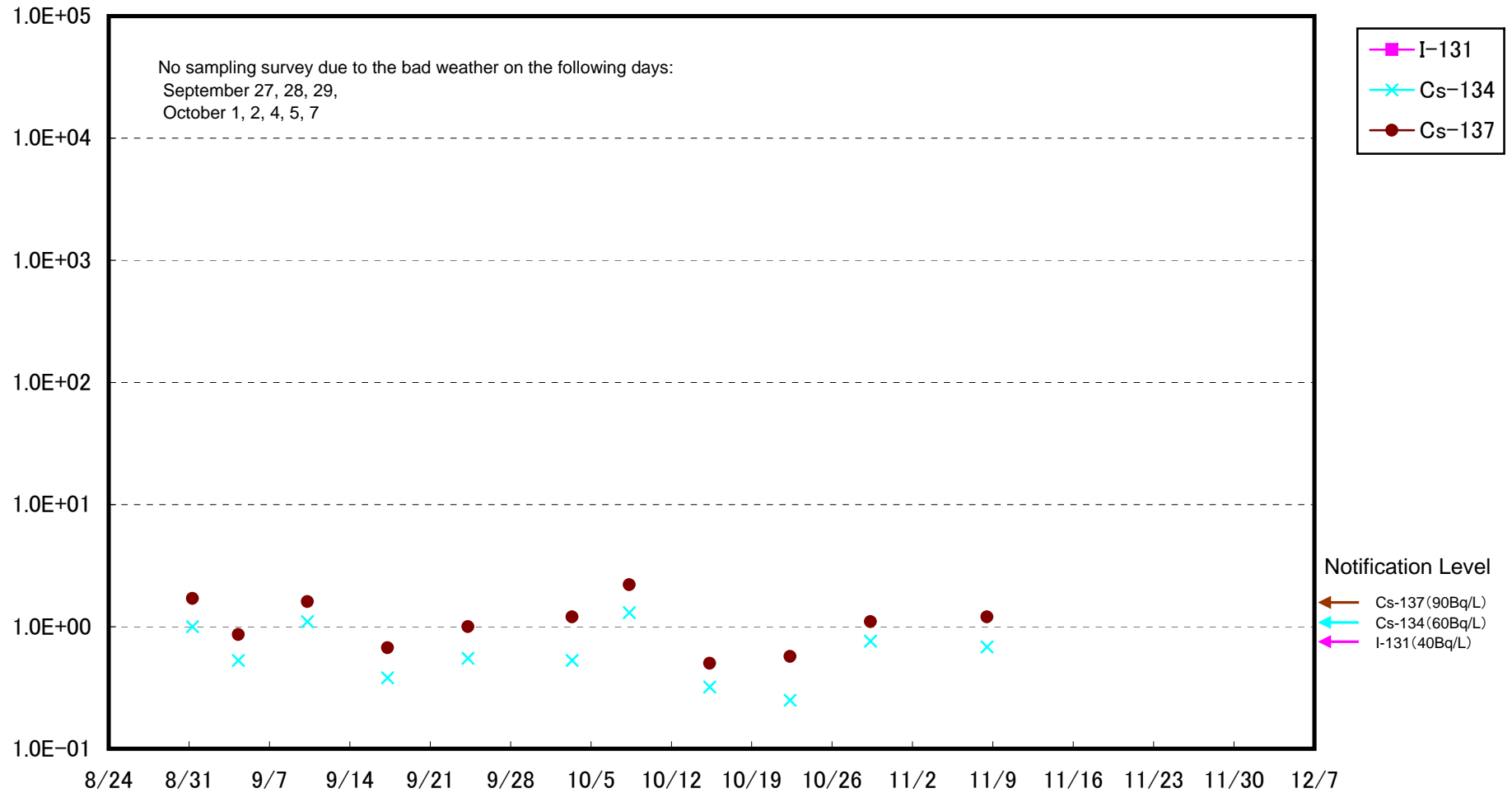
\* As to Cs-134 and Cs-137, analysis results by detail analysis (Phosphomolybdic acid ammonium adsorption sampling method) are noted.

Analyzed by Tokyo Electric Power Environmental Engineering Co., Inc.

Radioactivity Density of the Seawater at 1F Units 5-6 North Discharge Channel (Bq/L)



### Radioactivity Density of the Seawater at 1F South Discharge Channel (Bq/L)

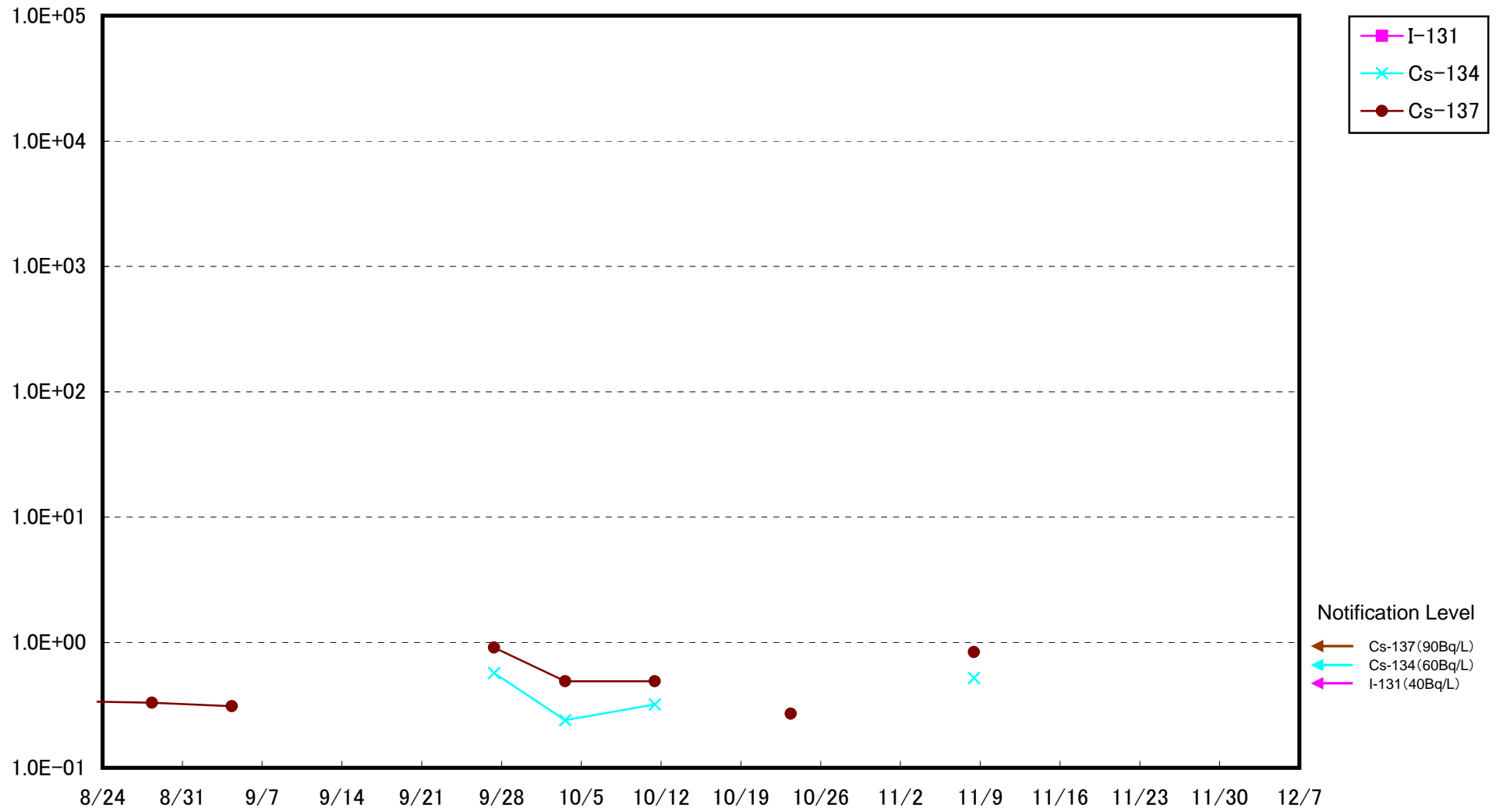


**Notification Level**

- ← Cs-137 (90Bq/L)
- ← Cs-134 (60Bq/L)
- ← I-131 (40Bq/L)

Sampling was conducted at around South Discharge Channel of Fukushima Daiichi NPS (approx. 330m south of Units 1-4 Discharge Channel) until November 25, 2012.

Radioactivity Density of the Seawater at 2F North Discharge Channel (Bq/L)



### Radioactivity Density of the Seawater at Around the North of Asamigawa (Bq/L)

