

Nuclides Analysis Result of the Radioactive Materials in the Seawater < Coast, Fukushima Daiichi Nuclear Power Station >

(Data summarized on October 16)

Place of Sampling	North of Unit 5-6 Discharge Channel at Fukushima Daiichi NPS (Approx. 30m North of Unit 5-6 Discharge Channel)		Around South Discharge Channel of Fukushima Daiichi NPS (Approx. 330m South of Unit 1-4 Discharge Channel)		Density Limit Specified by the Reactor Regulation (Bq/L) (The density limit in the water outside the surrounding monitored areas is provided in section 6 of Appendix 2.)
	Time of Sampling		Time of Sampling		
	Oct 15, 2012 9:30 AM		Oct 15, 2012 8:10 AM		
Detected Nuclides (Half-life)	Density of Sample (Bq/L)	Scaling Factor (/)	Density of Sample (Bq/L)	Scaling Factor (/)	
I-131 (Approx. 8 days)	ND	-	ND	-	40
Cs-134 (Approx. 2 years)	ND	-	ND	-	60
Cs-137 (Approx. 30 years)	ND	-	ND	-	90

* The density specified by the Reactor Regulation is converted from Bq/cm³ to Bq/L.

* Data of other nuclides is under evaluation.

* In the case of more than 2 nuclides, the sum of scaling factors to density limits is compared to 1.

* "ND" indicates that the measurement result is below the detection limit.

I-131: Approx. 0.43Bq/L, Cs-134: Approx.1.0Bq/L, Cs-137: Approx.1.3Bq/L

As the detection limit may vary depending on the detectors and sample properties, there are cases where nuclides below the detection limit are detected.

Nuclides Analysis Result of Radioactive Materials in the Seawater < Offshore >

Seawater < Offshore >

(Data summarized on October 16)

Place of Sampling (Place No.)	15km Offshore of Fukushima Daiichi NPS (T-5)				3km Offshore of Iwasawa Shore (T-11)				Around 1km Offshore of Ota River (T-S1)				Density Limit Specified by the Reactor Regulation (Bq/L) (The density limit in the water outside the surrounding monitored areas is provided in section 6 of Appendix 2.)
	Upper Layer		Lower Layer		Upper Layer		Lower Layer		Upper Layer		Lower Layer		
Time of Sampling	Sep 11, 2012 7:10 AM		Sep 11, 2012 7:10 AM		Sep 11, 2012 8:45 AM		Sep 11, 2012 8:45 AM		Sep 11, 2012 6:06 AM		Sep 11, 2012 6:08 AM		
Detected Nuclides (Half-life)	Density of Sample (Bq/L)	Scaling Factor (/)	Density of Sample (Bq/L)	Scaling Factor (/)	Density of Sample (Bq/L)	Scaling Factor (/)	Density of Sample (Bq/L)	Scaling Factor (/)	Density of Sample (Bq/L)	Scaling Factor (/)	Density of Sample (Bq/L)	Scaling Factor (/)	
Cs-134 (Approx. 2 years)	ND	-	0.0026	0.00	0.028	0.00	0.014	0.00	0.032	0.00	0.024	0.00	60
Cs-137 (Approx. 30 years)	0.0028	0.00	0.0046	0.00	0.045	0.00	0.023	0.00	0.049	0.00	0.037	0.00	90

Place of Sampling (Place No.)													Density Limit Specified by the Reactor Regulation (Bq/L) (The density limit in the water outside the surrounding monitored areas is provided in section 6 of Appendix 2.)
	Upper Layer		Lower Layer		Upper Layer		Lower Layer		Upper Layer		Lower Layer		
Time of Sampling													
Detected Nuclides (Half-life)	Density of Sample (Bq/L)	Scaling Factor (/)	Density of Sample (Bq/L)	Scaling Factor (/)	Density of Sample (Bq/L)	Scaling Factor (/)	Density of Sample (Bq/L)	Scaling Factor (/)	Density of Sample (Bq/L)	Scaling Factor (/)	Density of Sample (Bq/L)	Scaling Factor (/)	
Cs-134 (Approx. 2 years)													60
Cs-137 (Approx. 30 years)													90

* The density specified by the Reactor Regulation is converted from Bq/cm³ to Bq/L.

* In the case of more than 2 nuclides, the sum of scaling factors to density limits is compared to 1.

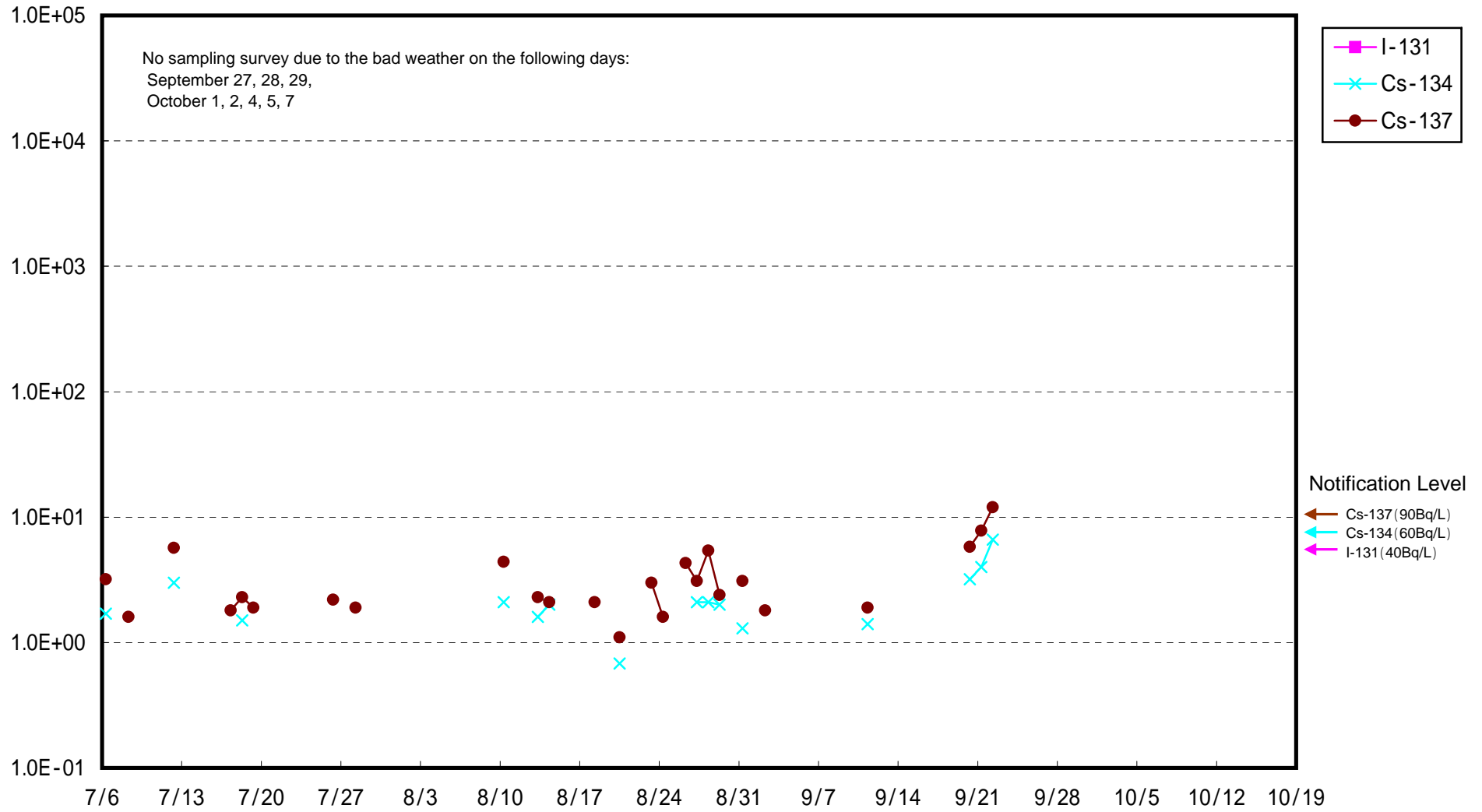
* Analyzed by : THE GENERAL ENVIRONMENTAL TECHNOS Co., LTD.

* "ND" indicates that the measurement result is below the detection limit.

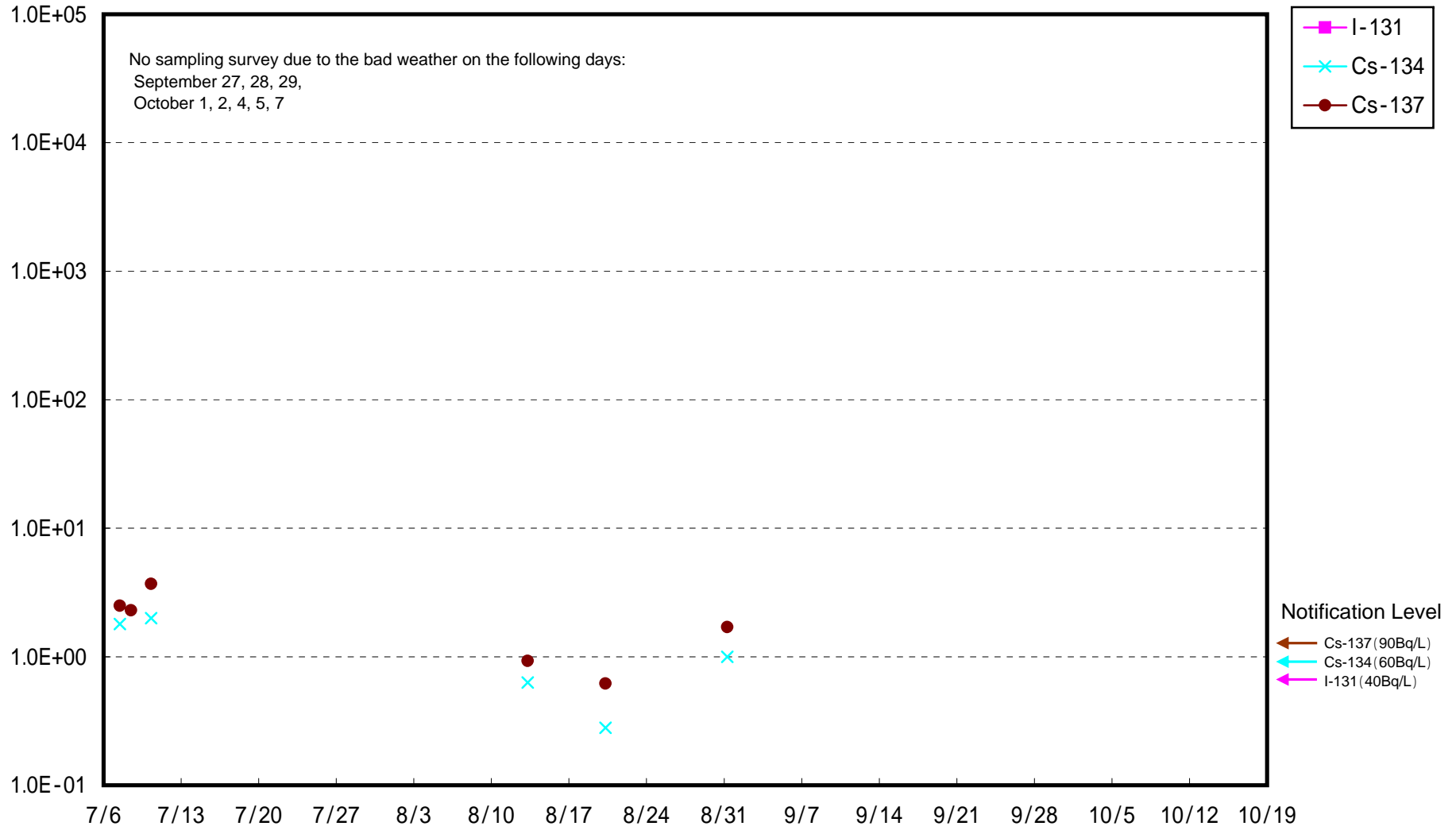
Cs-134: Approx.0.0015Bq/L

As the detection limit may vary depending on the detectors and sample properties, there are cases where nuclides below the detection limit are detected.

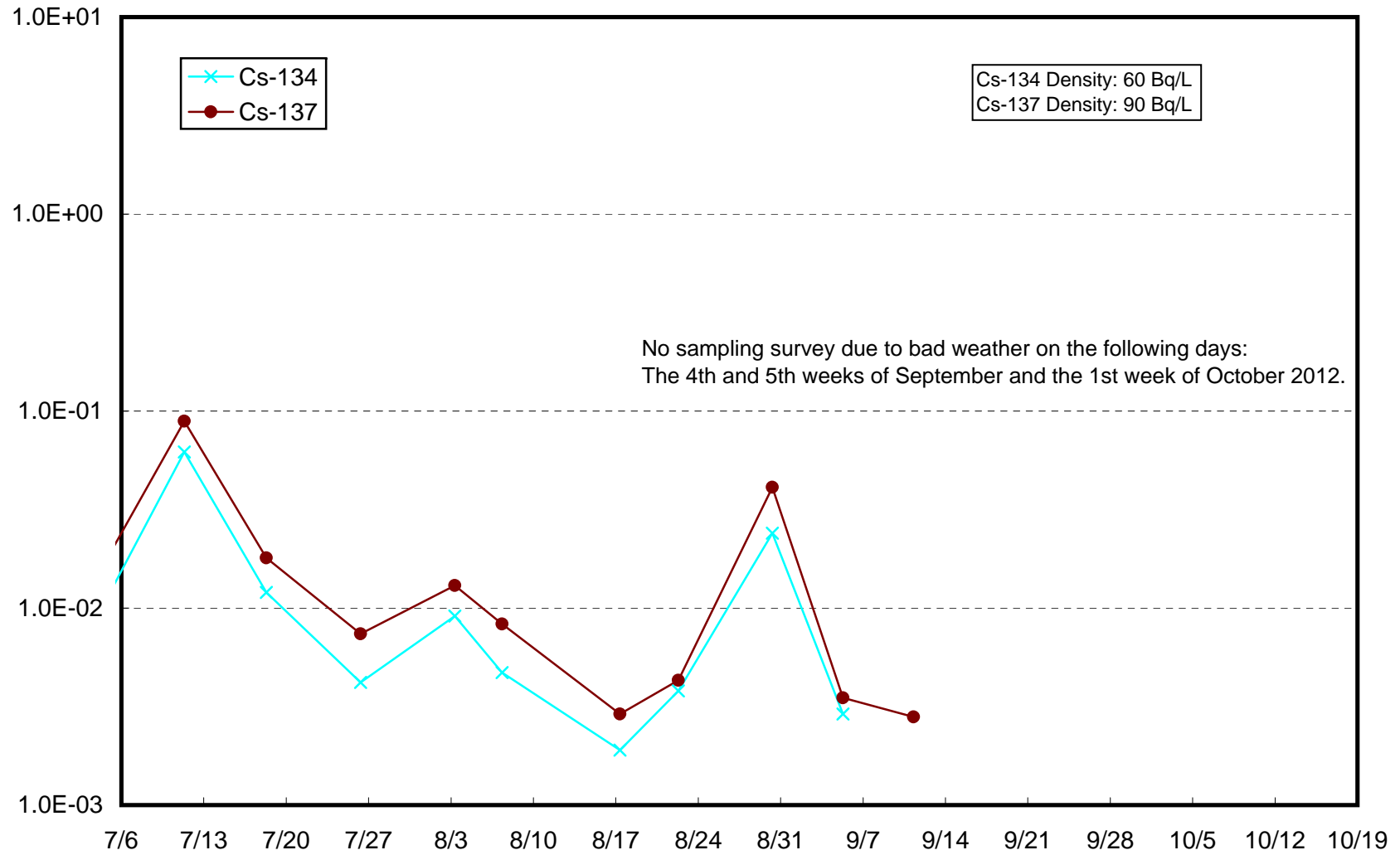
Radioactivity Density of the Seawater at the North of 1F Unit 5-6 Discharge Channel (Bq/L)



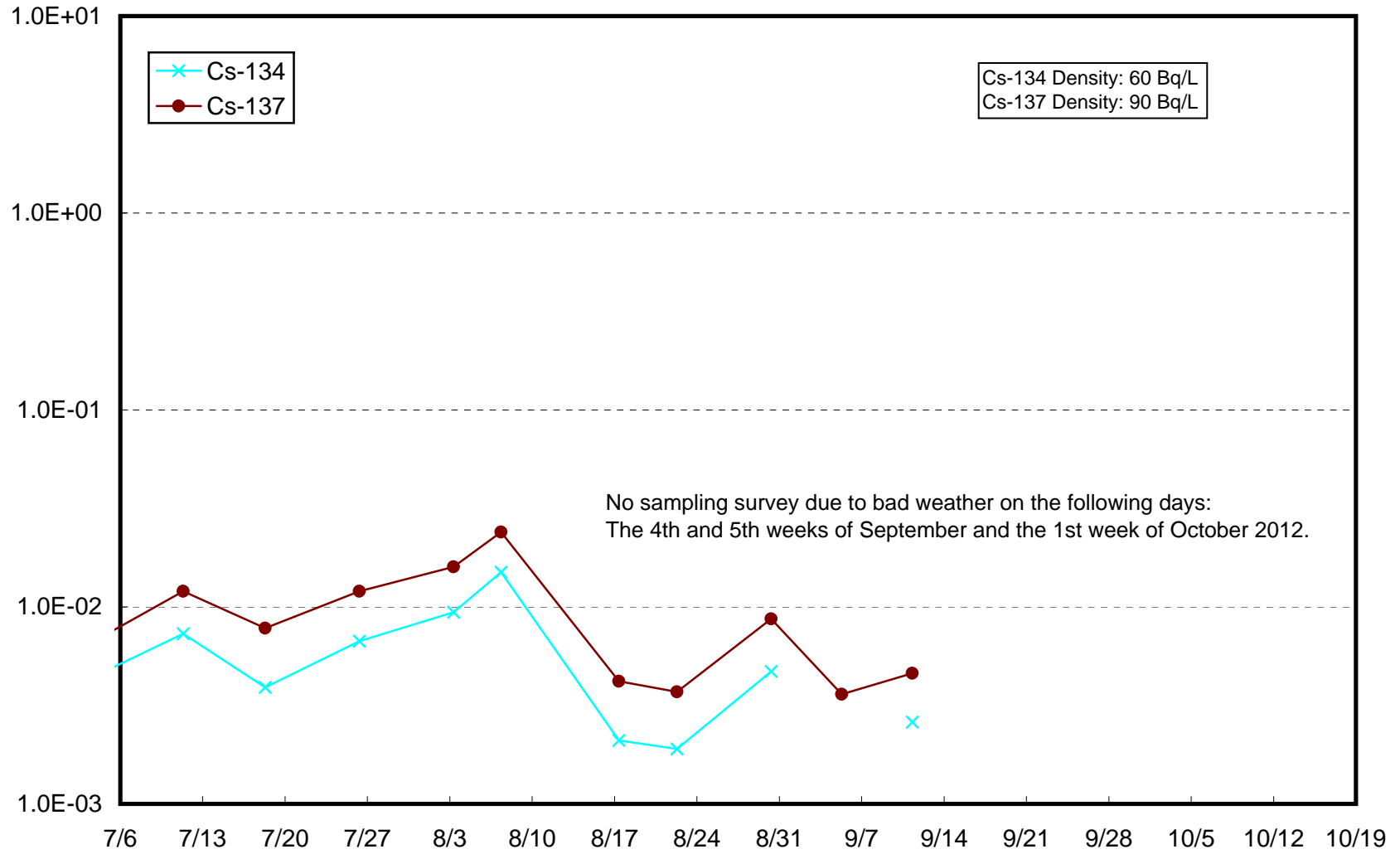
Radioactivity Density of the Seawater at 1F South Discharge Channel (Bq/L)



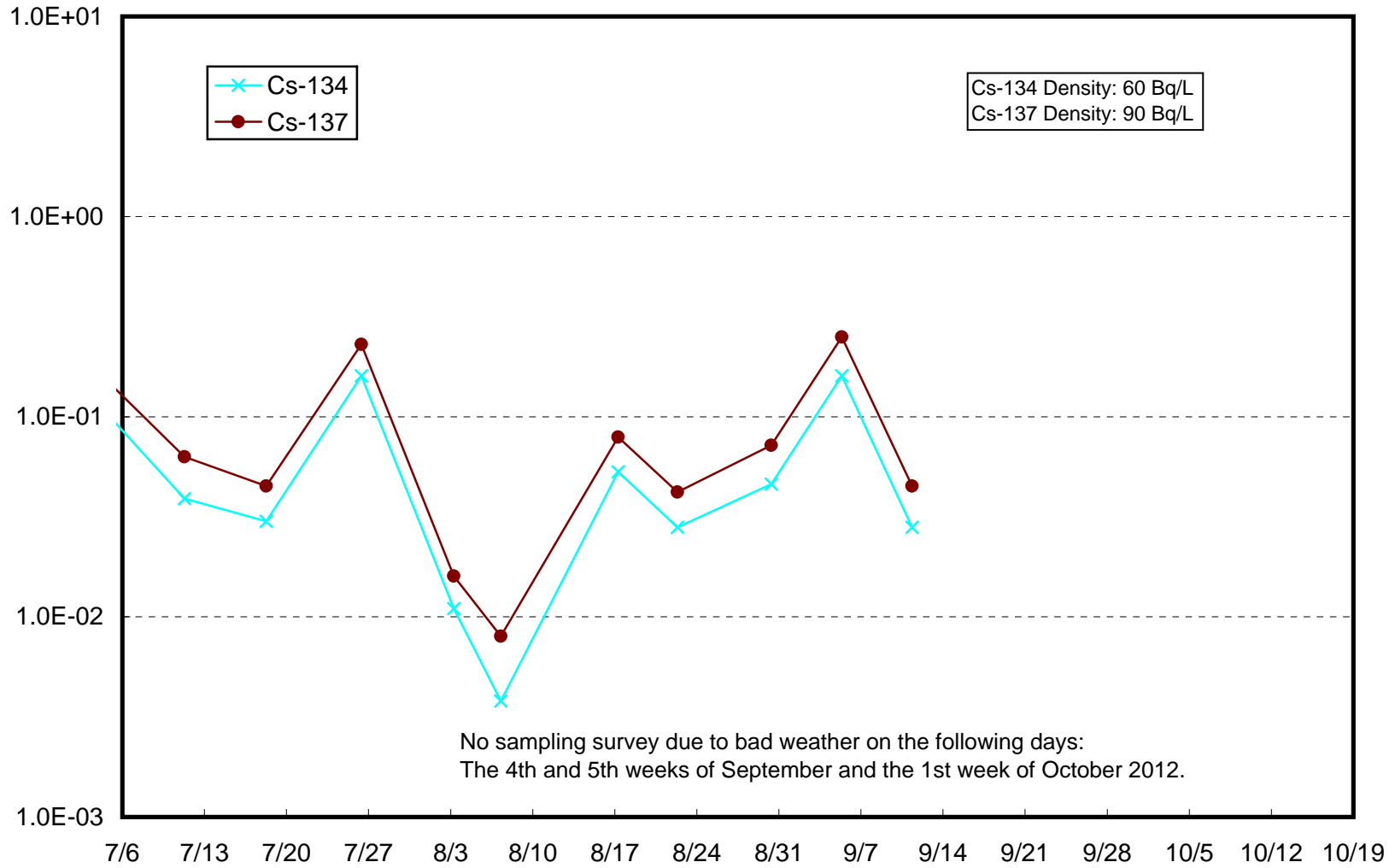
Radioactivity Density of the Seawater at 15km Offshore of Fukushima Daiichi NPS (T-5) Upper Layer (Bq/L)



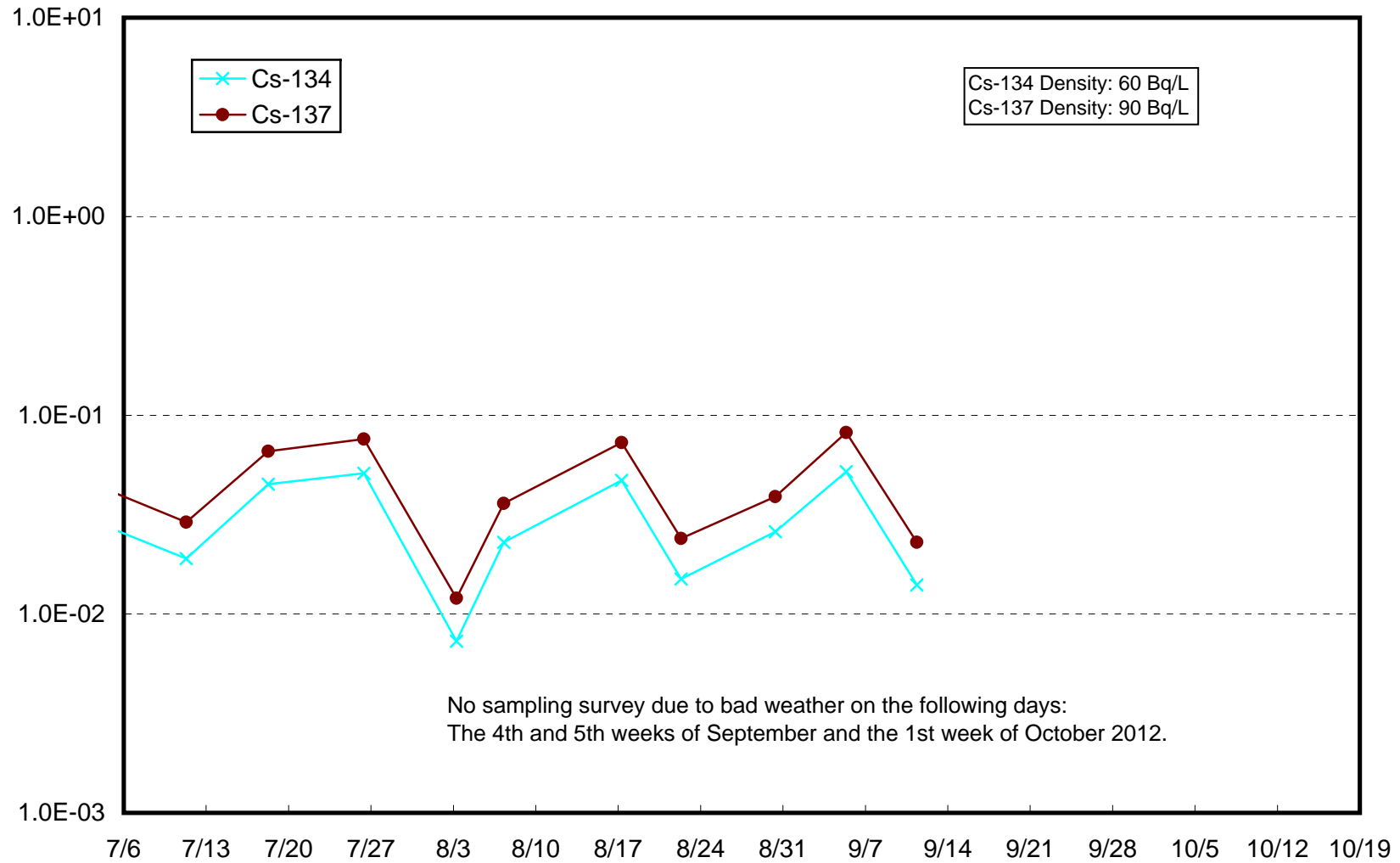
Radioactivity Density of the Seawater at 15km Offshore of Fukushima Daiichi NPS (T-5) Lower Layer (Bq/L)



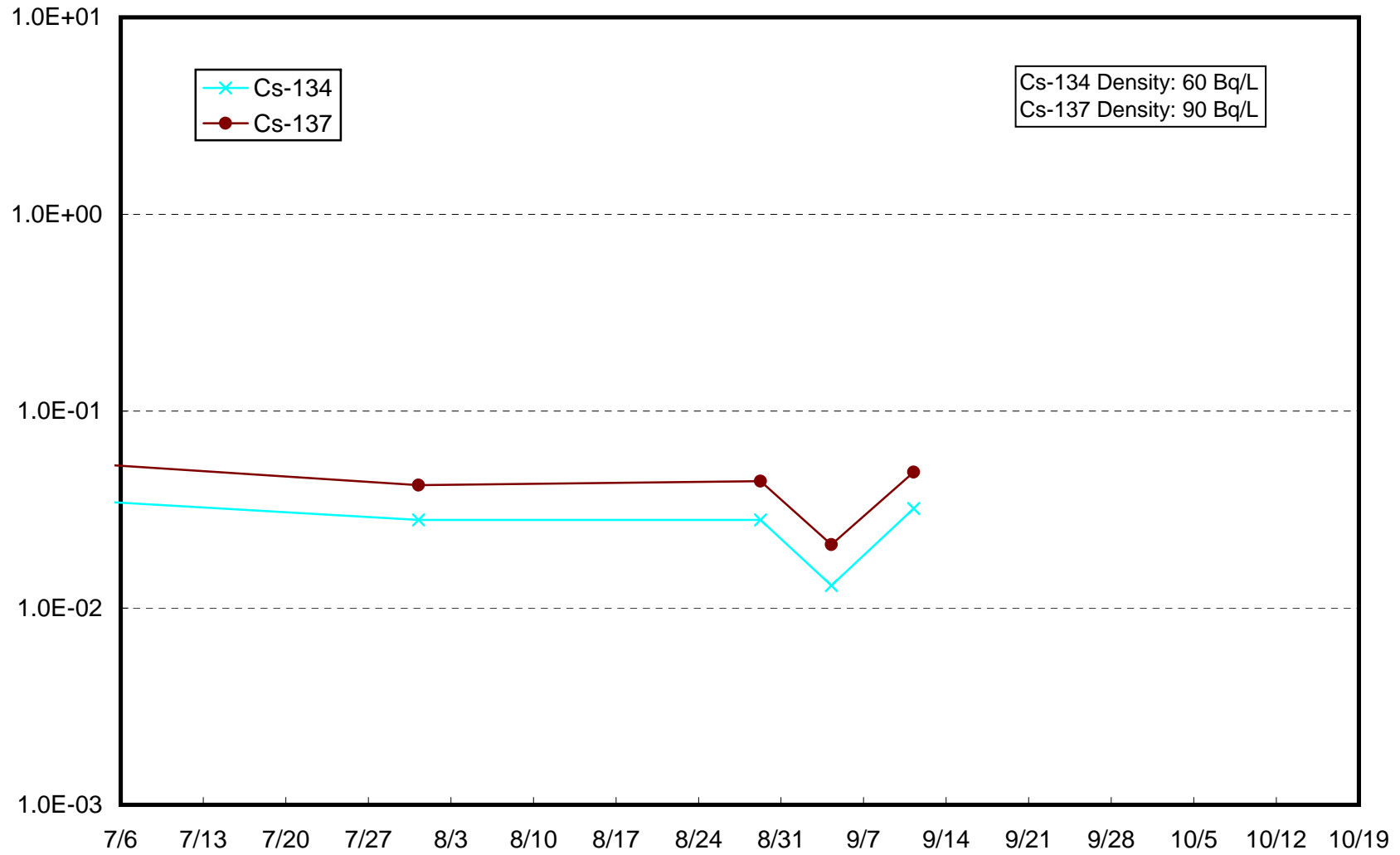
Radioactivity Density of the Seawater at 3km Offshore of Iwasawa Shore (T-11) Upper Layer (Bq/L)



Radioactivity Density of the Seawater at 3km Offshore of Iwasawa Shore (T-11) Lower Layer (Bq/L)



Radioactivity Density of the Seawater Around 1km Offshore of Ota River (T-S1) Upper Layer (Bq/L)



Radioactivity Density of the Seawater Around 1km Offshore of Ota River (T-S1) Lower Layer (Bq/L)

