

Nuclides Analysis Result of the Radioactive Materials in the Seawater < Coast, Fukushima Daiichi Nuclear Power Station >

(Data summarized on August 10)

Place of Sampling	North of Unit 5-6 Discharge Channel at 1F (Approx. 30m North of Unit 5-6 Discharge Channel)		Around 1F South Discharge Channel of 1F (Approx. 330m South of Unit 1-4 Discharge Channel)		Density Limit Specified by the Reactor Regulation (Bq/L) (The density limit in the water outside the surrounding monitored areas is provided in section 6 of Appendix 2.)
	Time of Sampling		Time of Sampling		
Detected Nuclides (Half-life)	Density of Sample (Bq/L)	Scaling Factor (/)	Density of Sample (Bq/L)	Scaling Factor (/)	
I-131 (Approx. 8 days)	ND	-	ND	-	40
Cs-134 (Approx. 2 years)	ND	-	ND	-	60
Cs-137 (Approx. 30 years)	ND	-	ND	-	90

* The density specified by the Reactor Regulation is converted from Bq/cm³ to Bq/L.

* Data of other nuclides is under evaluation.

* In the case of more than 2 nuclides, the sum of scaling factors to density limits is compared to 1.

* "ND" indicates that the measurement result is below the detection limit.

I-131: Approx. 0.47Bq/L, Cs-134: Approx.1.2Bq/L, Cs-137: Approx.1.6Bq/L

As the detection limit may vary depending on the detectors and sample properties, there are cases where nuclides below the detection limit are detected.

Nuclides Analysis Result of the Radioactive Materials in the Seawater < Coast, Fukushima Daiichi Nuclear Power Station, Remeasurement >

(Data summarized on August 10)

Place of Sampling	North of Unit 5-6 Discharge Channel at 1F (Approx. 30m North of Unit 5-6 Discharge Channel)		Around 1F South Discharge Channel of 1F (Approx. 330m South of Unit 1-4 Discharge Channel)		Density Limit Specified by the Reactor Regulation (Bq/L) (The density limit in the water outside the surrounding monitored areas is provided in section 6 of Appendix 2.)
Time of Sampling	Aug 1, 2012 7:35 AM		Aug 1, 2012 7:10 AM		
Detected Nuclides (Half-life)	Density of Sample (Bq/L)	Scaling Factor (/)	Density of Sample (Bq/L)	Scaling Factor (/)	
I-131 (Approx. 8 days)	ND	-	ND	-	40
Cs-134 (Approx. 2 years)	ND	-	ND	-	60
Cs-137 (Approx. 30 years)	ND	-	ND	-	90

* The density specified by the Reactor Regulation is converted from Bq/cm³ to Bq/L.

* Data of other nuclides is under evaluation.

* In the case of more than 2 nuclides, the sum of scaling factors to density limits is compared to 1.

* "ND" indicates that the measurement result is below the detection limit.

I-131: Approx. 0.16Bq/L, Cs-134: Approx.0.51Bq/L, Cs-137: Approx.0.65Bq/L

As the detection limit may vary depending on the detectors and sample properties, there are cases where nuclides below the detection limit are detected.

Nuclides Analysis Result of the Radioactive Materials in the Seawater < Coast, Fukushima Daini Nuclear Power Station >

(Data summarized on August 10)

Place of Sampling	2F Around the North Discharge Channel (Around Unit 3-4 Discharge Channel) (Approx. 10km from 1F)		2F Around Iwasawa Shore (Approx. 7km South of Unit 1 & 2 Discharge Channel) (Approx. 16km from 1F)		Density Limit Specified by the Reactor Regulation (Bq/L) (The density limit in the water outside the surrounding monitored areas is provided in section 6 of Appendix 2.)
Time of Sampling	Aug 7, 2012 8:20 AM		Aug 7, 2012 7:50 AM		
Detected Nuclides (Half-life)	Density of Sample (Bq/L)	Scaling Factor (/)	Density of Sample (Bq/L)	Scaling Factor (/)	
I-131 (Approx. 8 days)	ND	-	ND	-	40
Cs-134 (Approx. 2 years)	0.20	0.00	0.35	0.01	60
Cs-137 (Approx. 30 years)	0.29	0.00	0.53	0.01	90

* The density specified by the Reactor Regulation is converted from Bq/cm³ to Bq/L.

* Data of other nuclides is under evaluation.

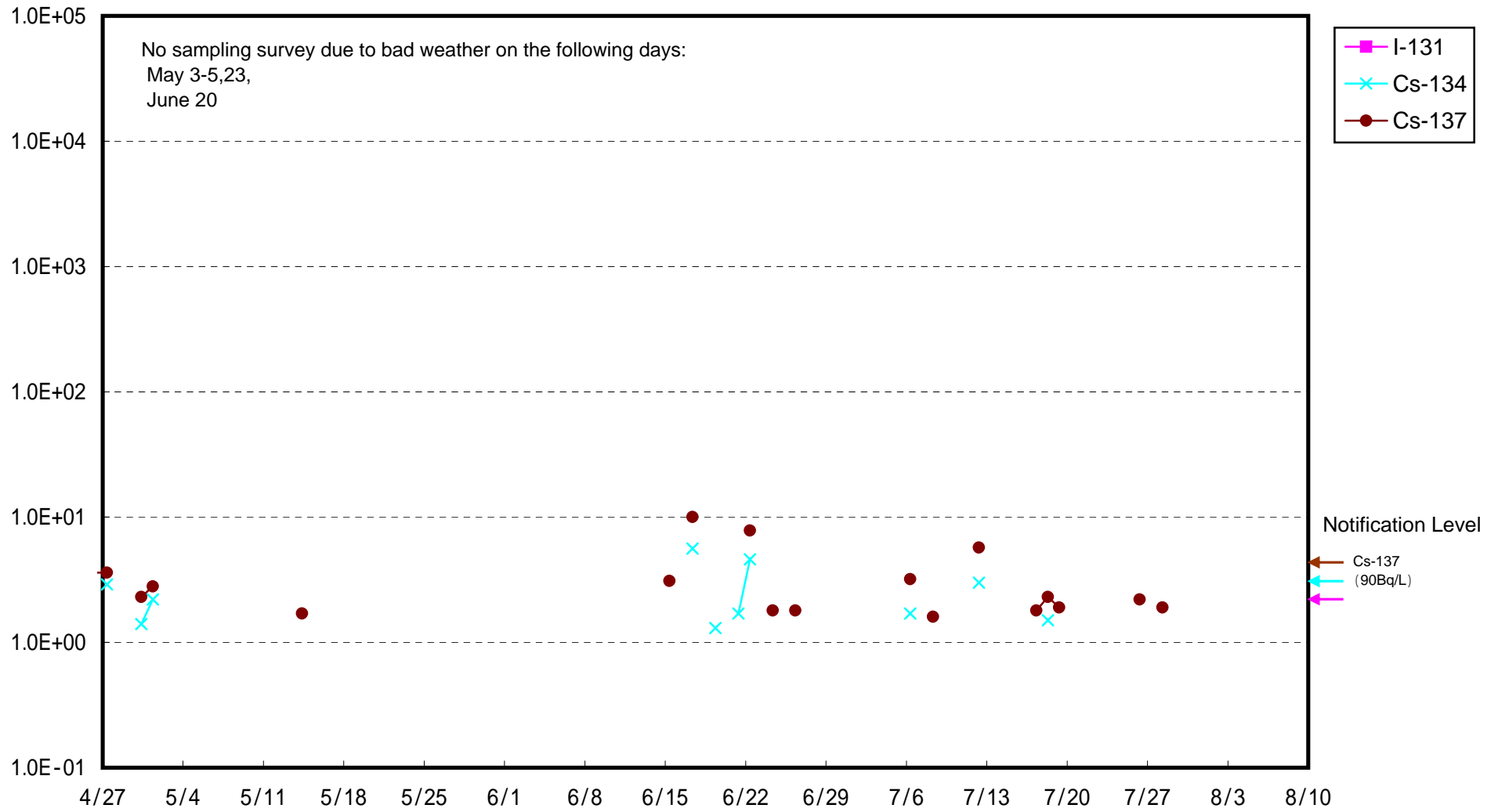
* In the case of more than 2 nuclides, the sum of scaling factors to density limits is compared to 1.

* "ND" indicates that the measurement result is below the detection limit.

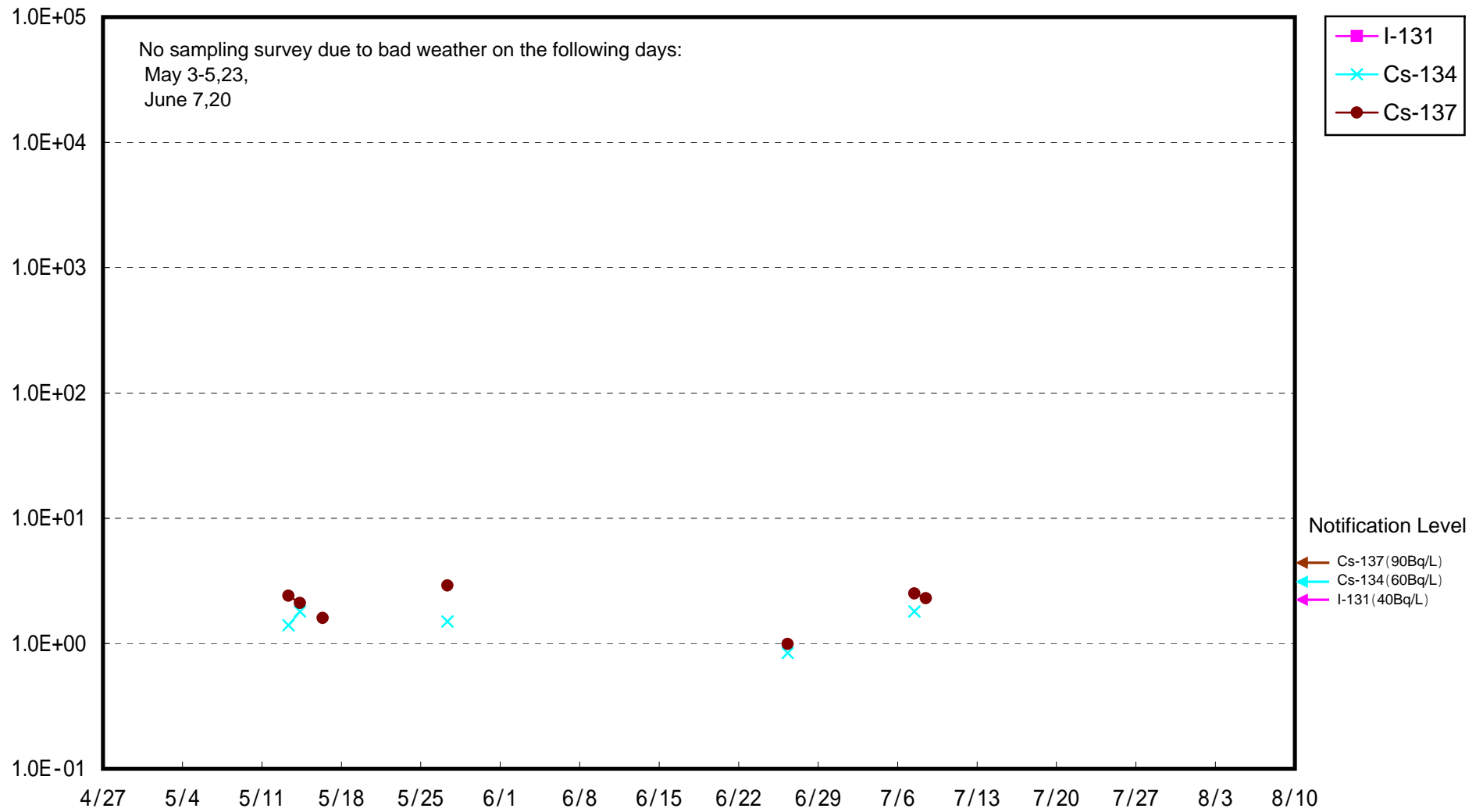
I-131: Approx. 0.13Bq/L

As the detection limit may vary depending on the detectors and sample properties, there are cases where nuclides below the detection limit are detected.

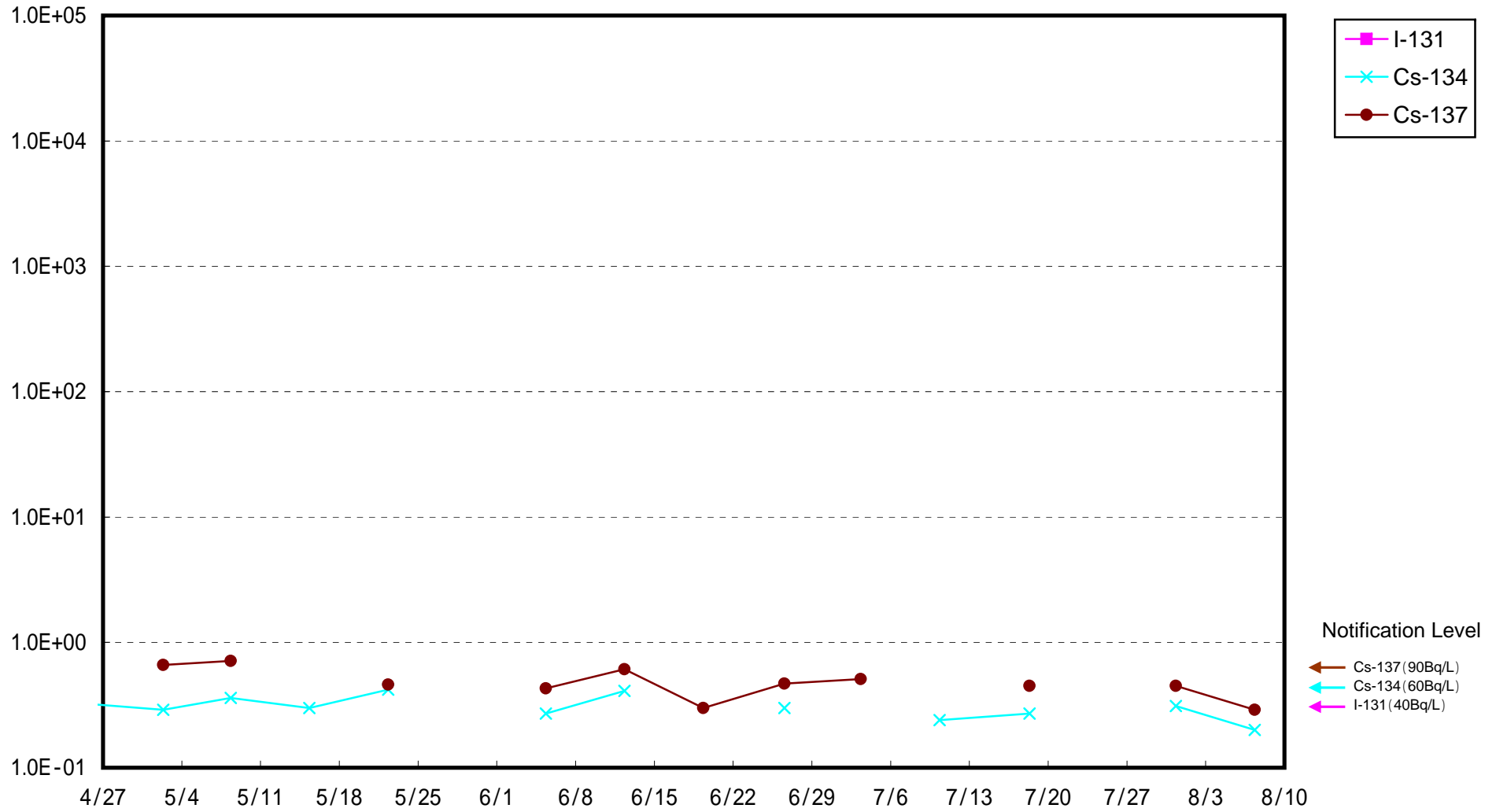
Radioactivity Density of the Seawater at the North of 1F Unit 5-6 Discharge Channel (Bq/L)



Radioactivity Density of the Seawater at 1F South Discharge Channel (Bq/L)



Radioactivity Density of the Seawater at 2F North Discharge Channel (Bq/L)



Radioactivity Density of the Seawater at Iwasawa Shore at 2F (Bq/L)

