

Reference

Nuclides Analysis Result of the Radioactive Materials in the Seawater < Coast, Fukushima Daiichi Nuclear Power Station >

(Data summarized on June 1)

Place of Sampling	North of Unit 5-6 Discharge Channel at 1F (Approx. 30m North of Unit 5-6 Discharge Channel)		Around 1F South Discharge Channel of 1F (Approx. 330m South of Unit 1-4 Discharge Channel)		Density Limit Specified by the Reactor Regulation (Bq/L) (The density limit in the water outside the surrounding monitored areas is provided in section 6 of Appendix 2.)
Time of Sampling	May 31, 2012 8:50 AM		May 31, 2012 8:30 AM		
Detected Nuclides (Half-life)	Density of Sample (Bq/L)	Scaling Factor (/)	Density of Sample (Bq/L)	Scaling Factor (/)	
I-131 (Approx. 8 days)	ND	-	ND	-	40
Cs-134 (Approx. 2 years)	ND	-	ND	-	60
Cs-137 (Approx. 30 years)	ND	-	ND	-	90

* The density specified by the Reactor Regulation is converted from Bq/cm³ to Bq/L.

* Data of other nuclides is under evaluation.

* In the case of more than 2 nuclides, the sum of scaling factors to density limits is compared to 1.

* "ND" indicates that the measurement result is below the detection limit.

I-131: Approx. 0.54Bq/L, Cs-134: Approx.1.3Bq/L, Cs-137: Approx.1.6Bq/L

As the detection limit may vary depending on the detectors and sample properties, there are cases where nuclides below the detection limit are de

Nuclides Analysis Result of Radioactive Materials in the Seawater < Coast, Fukushima Daini Nuclear Power Station >

Reference

(Data summarized on June 1)

Place of Sampling	2F Around the North Discharge Channel (Around Unit 3-4 Discharge Channel) (Approx. 10km from 1F)		2F Iwasawa Shore (Approx. 7km South from Unit 1-2 Discharge Channel) (Approx. 16km from 1F)		Density Limit Specified by the Reactor Regulation (Bq/L) (The density limit in the water outside the surrounding monitored areas is provided in section 6 of Appendix 2.)
Time of Sampling	May 29, 2012 8:15 AM		May 29, 2012 7:50 AM		
Detected Nuclides (Half-life)	Density of Sample (Bq/L)	Scaling Factor (/)	Density of Sample (Bq/L)	Scaling Factor (/)	
I-131 (Approx. 8 days)	ND	-	ND	-	40
Cs-134 (Approx. 2 years)	ND	-	ND	-	60
Cs-137 (Approx. 30 years)	ND	-	ND	-	90

* The density specified by the Reactor Regulation is converted from Bq/cm³ to Bq/L.

* Data of other nuclides is under evaluation.

* In the case of more than 2 nuclides, the sum of scaling factors to density limits is compared to 1.

* "ND" indicates that the measurement result is below the detection limit.

I-131: Approx. 0.16Bq/L, Cs-134: Approx.0.25Bq/L, Cs-137: Approx.0.31Bq/L

As the detection limit may vary depending on the detectors and sample properties, there are cases where nuclides below the detection limit are det

Nuclides Analysis Result of Radioactive Materials in the Seawater < Offshore >

(Data summarized on June 1)

Place of Sampling (Place No.)	3km Offshore of Ukedo River (T-D1)				3km Offshore of 1F (T-D5)				3km Offshore of 2F (T-D9)				Density Limit Specified by the Reactor Regulation (Bq/L) (The density limit in the water outside the surrounding monitored areas is provided in section 6 of Appendix 2.)
	Upper Layer		Lower Layer		Upper Layer		Lower Layer		Upper Layer		Lower Layer		
Time of Sampling	May 01, 2012 8:45 AM		May 01, 2012 8:45 AM		May 01, 2012 7:50 AM		May 01, 2012 7:50 AM		May 01, 2012 8:05 AM		May 01, 2012 8:05 AM		
Detected Nuclides (Half-life)	Density of Sample (Bq/L)	Scaling Factor (/)	Density of Sample (Bq/L)	Scaling Factor (/)	Density of Sample (Bq/L)	Scaling Factor (/)	Density of Sample (Bq/L)	Scaling Factor (/)	Density of Sample (Bq/L)	Scaling Factor (/)	Density of Sample (Bq/L)	Scaling Factor (/)	
Cs-134 (Approx. 2 years)	0.039	0.00	0.054	0.00	0.19	0.00	0.050	0.00	0.15	0.00	0.018	0.00	60
Cs-137 (Approx. 30 years)	0.063	0.00	0.071	0.00	0.26	0.00	0.066	0.00	0.21	0.00	0.028	0.00	90

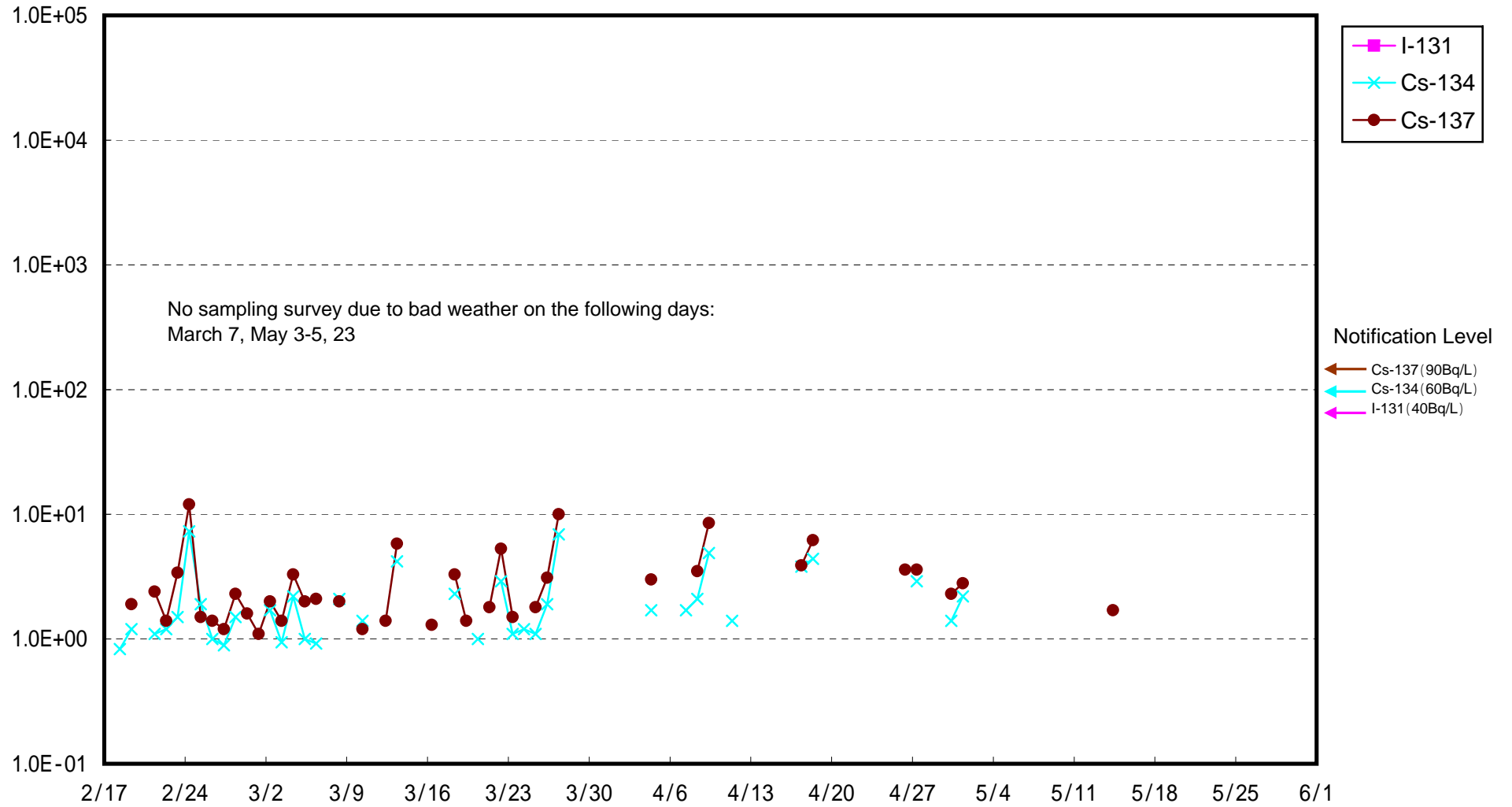
Place of Sampling (Place No.)	/				/				/				Density Limit Specified by the Reactor Regulation (Bq/L) (The density limit in the water outside the surrounding monitored areas is provided in section 6 of Appendix 2.)
Time of Sampling	/		/		/		/		/		/		
Detected Nuclides (Half-life)	Density of Sample (Bq/L)	Scaling Factor (/)	Density of Sample (Bq/L)	Scaling Factor (/)	Density of Sample (Bq/L)	Scaling Factor (/)	Density of Sample (Bq/L)	Scaling Factor (/)	Density of Sample (Bq/L)	Scaling Factor (/)	Density of Sample (Bq/L)	Scaling Factor (/)	
Cs-134 (Approx. 2 years)	/	/	/	/	/	/	/	/	/	/	/	/	60
Cs-137 (Approx. 30 years)	/	/	/	/	/	/	/	/	/	/	/	/	90

* The density specified by the Reactor Regulation is converted from Bq/cm³ to Bq/L.

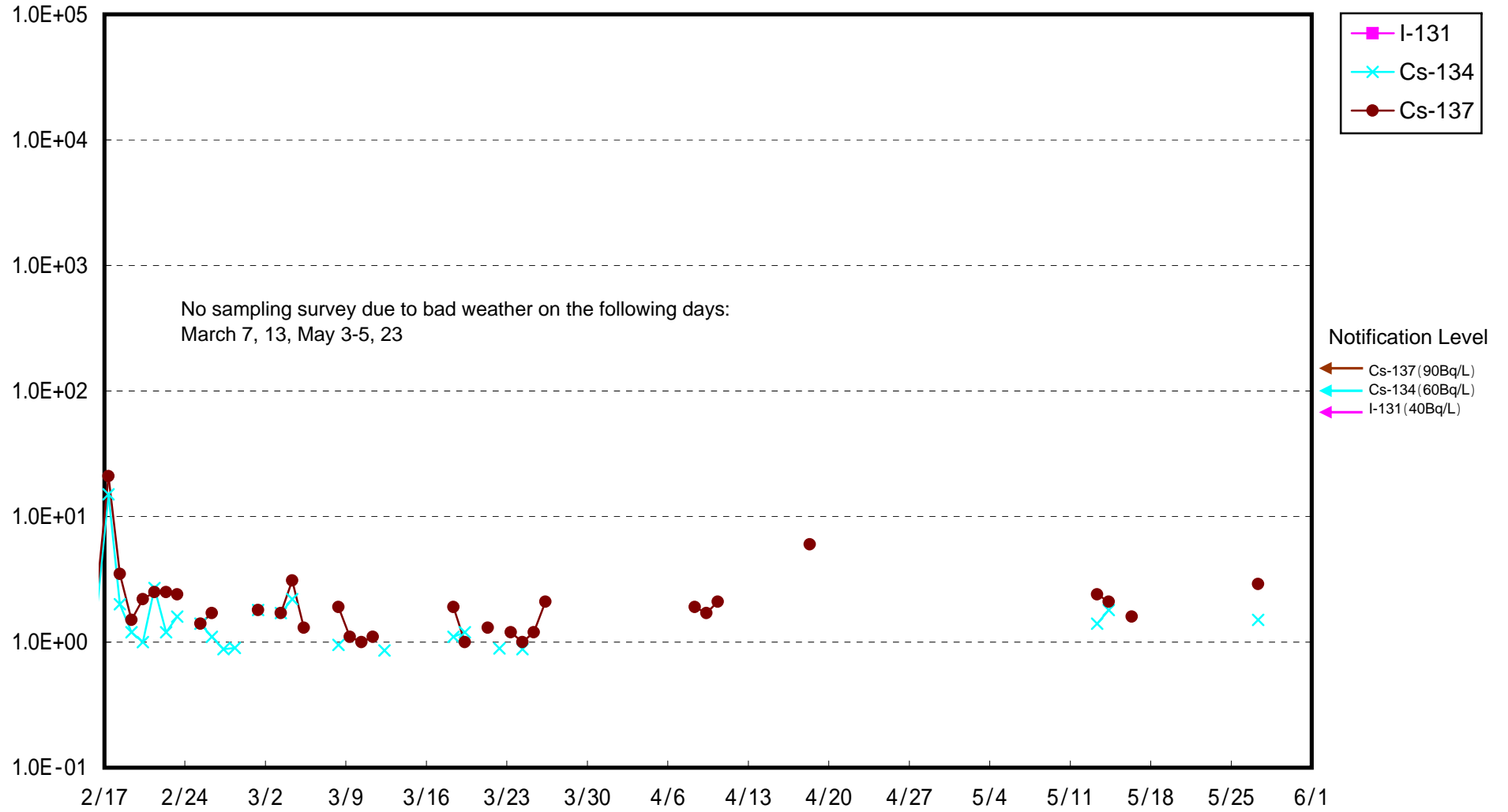
* In the case of more than 2 nuclides, the sum of scaling factors to density limits is compared to 1.

* Analyzed by Tokyo Electric Power Environmental Engineering Co., Inc.

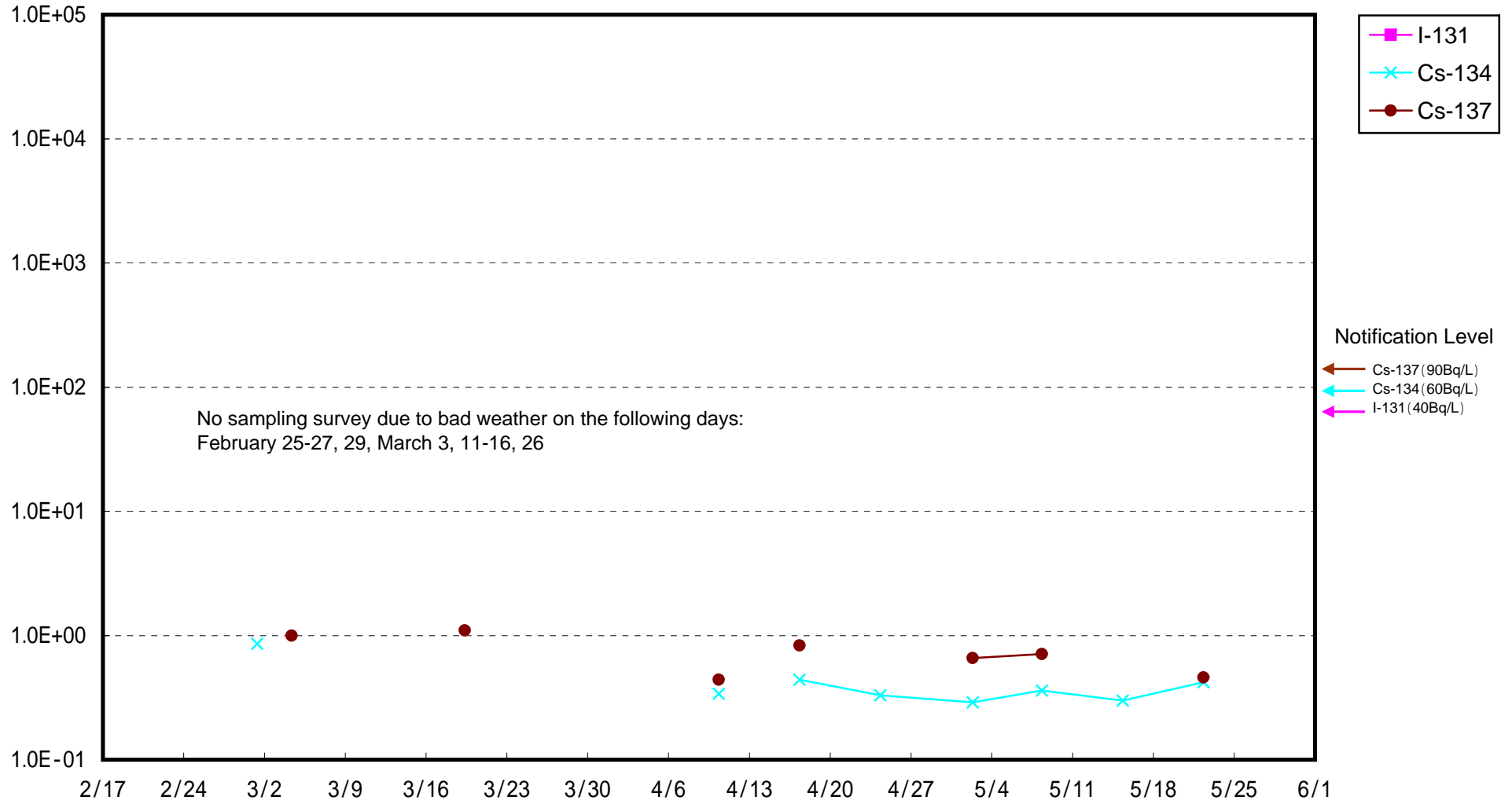
Radioactivity Density of the Seawater at the North of 1F Unit 5-6 Discharge Channel (Bq/L)



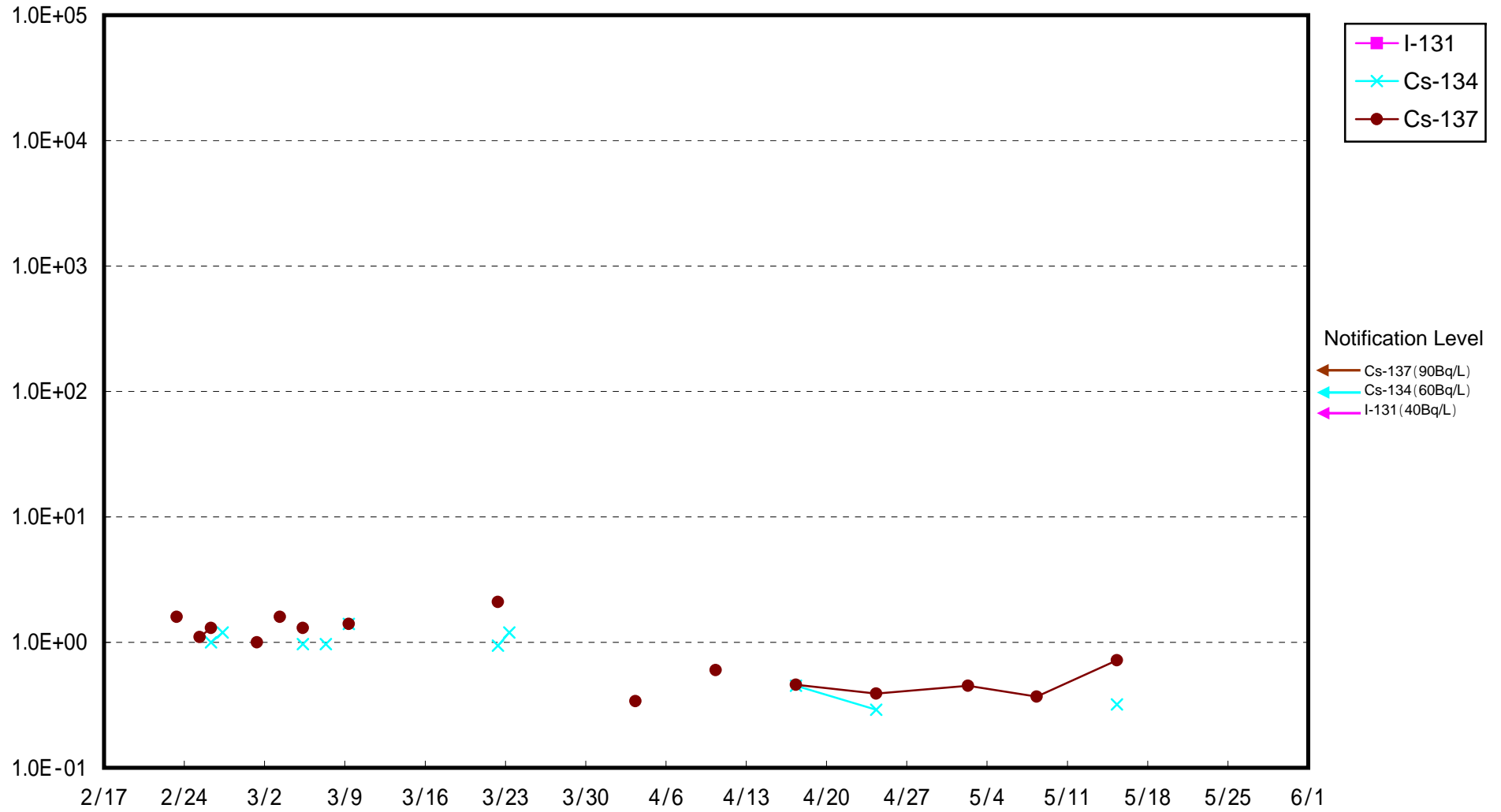
Radioactivity Density of the Seawater at 1F South Discharge Channel (Bq/L)



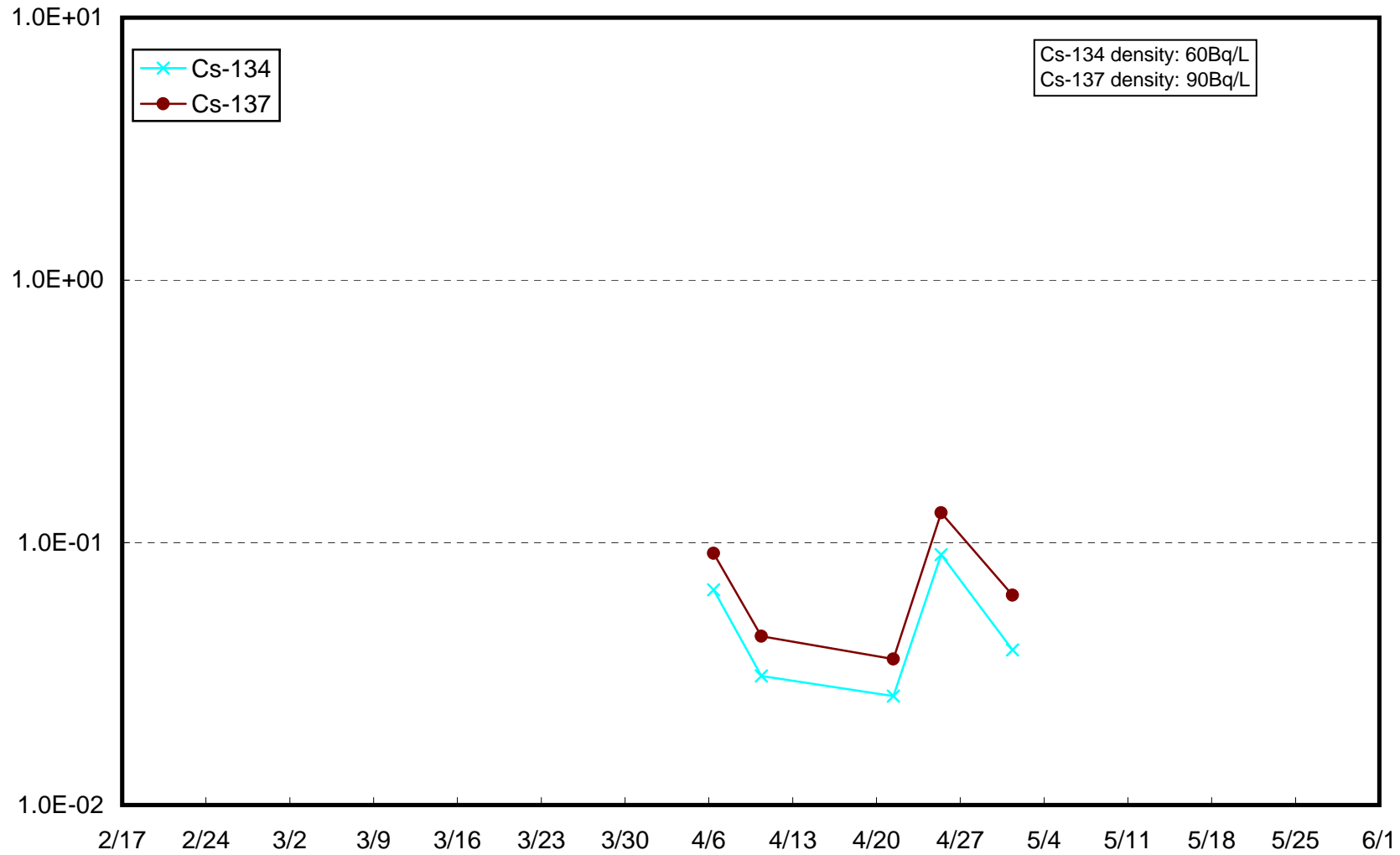
Radioactivity Density of the Seawater at 2F North Discharge Channel (Bq/L)



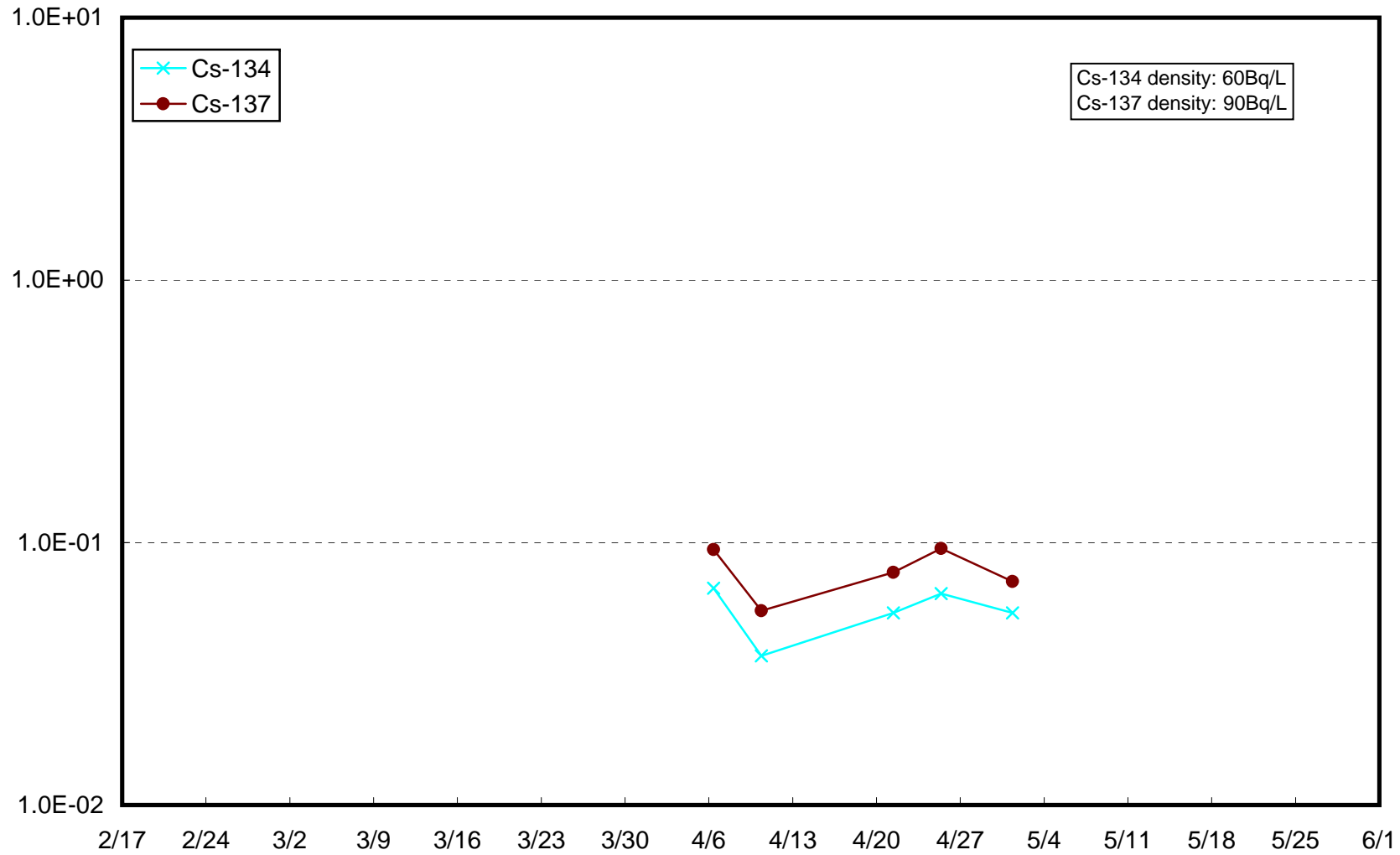
Radioactivity Density of the Seawater at Iwasawa Shore at 2F (Bq/L)



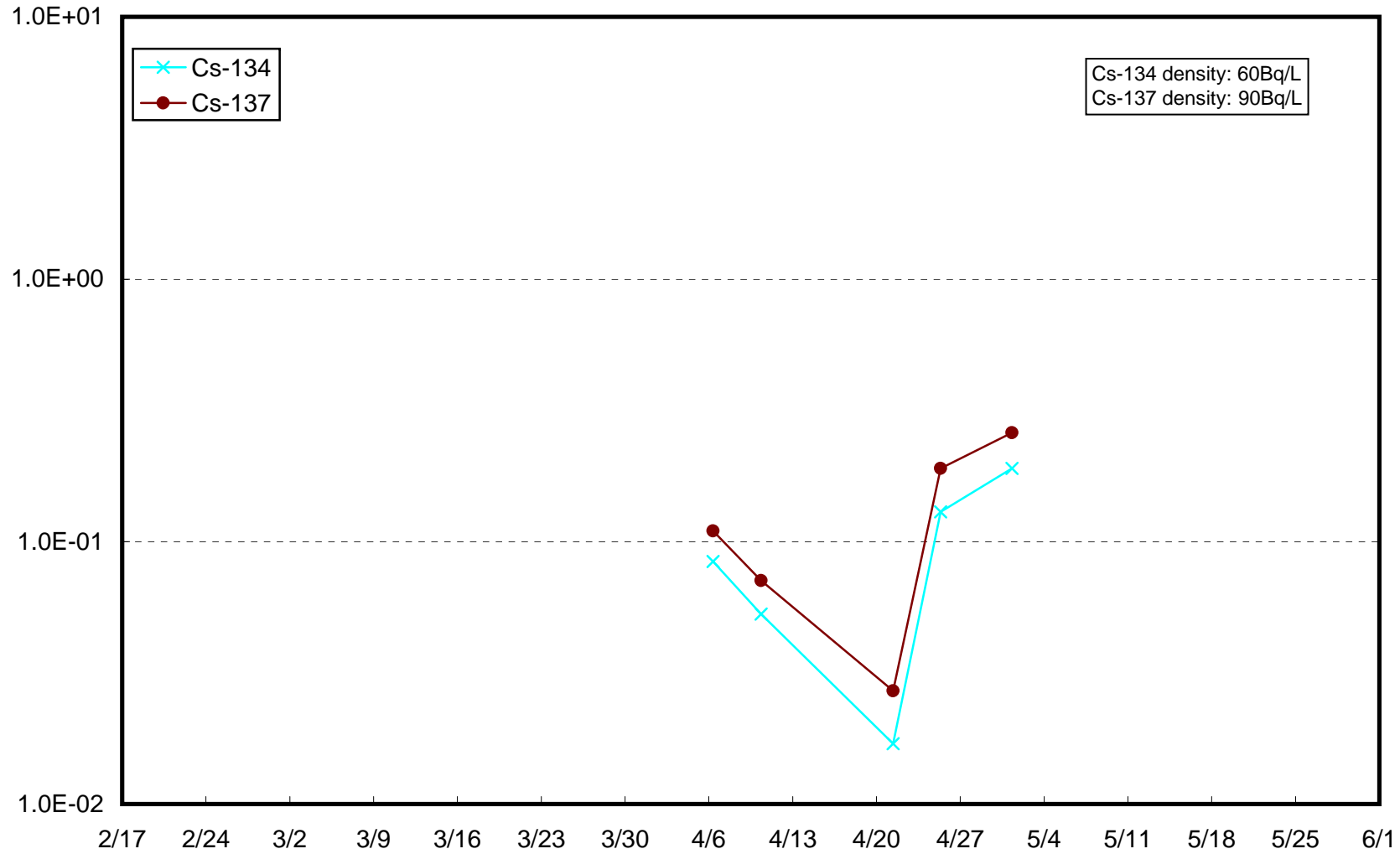
Radioactivity Density of the Seawater at 3km Offshore of Ukedo River (T-D1) Upper Layer (Bq/L)



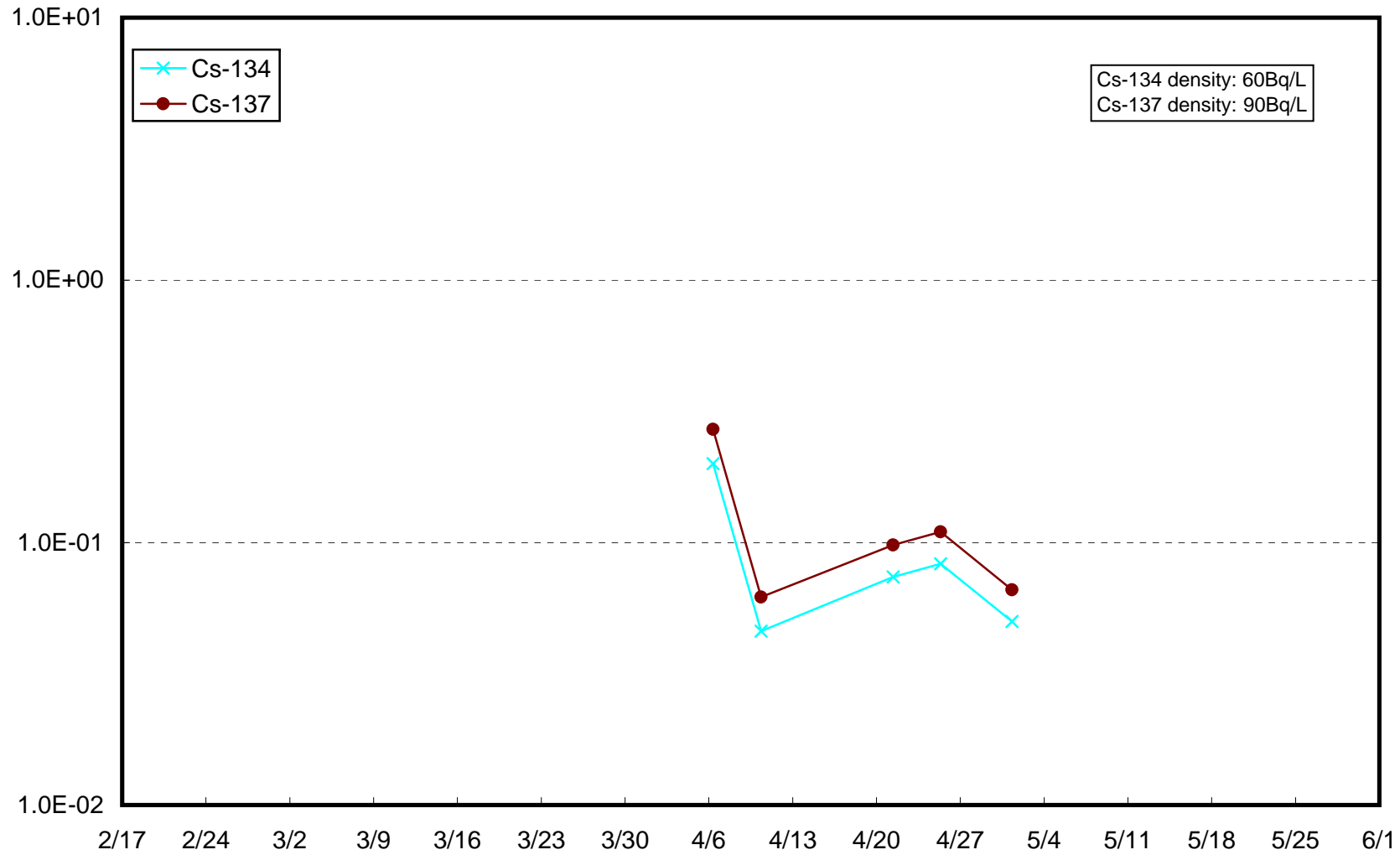
Radioactivity Density of the Seawater at 3km Offshore of Ukedo River (T-D1) Lower Layer (Bq/L)



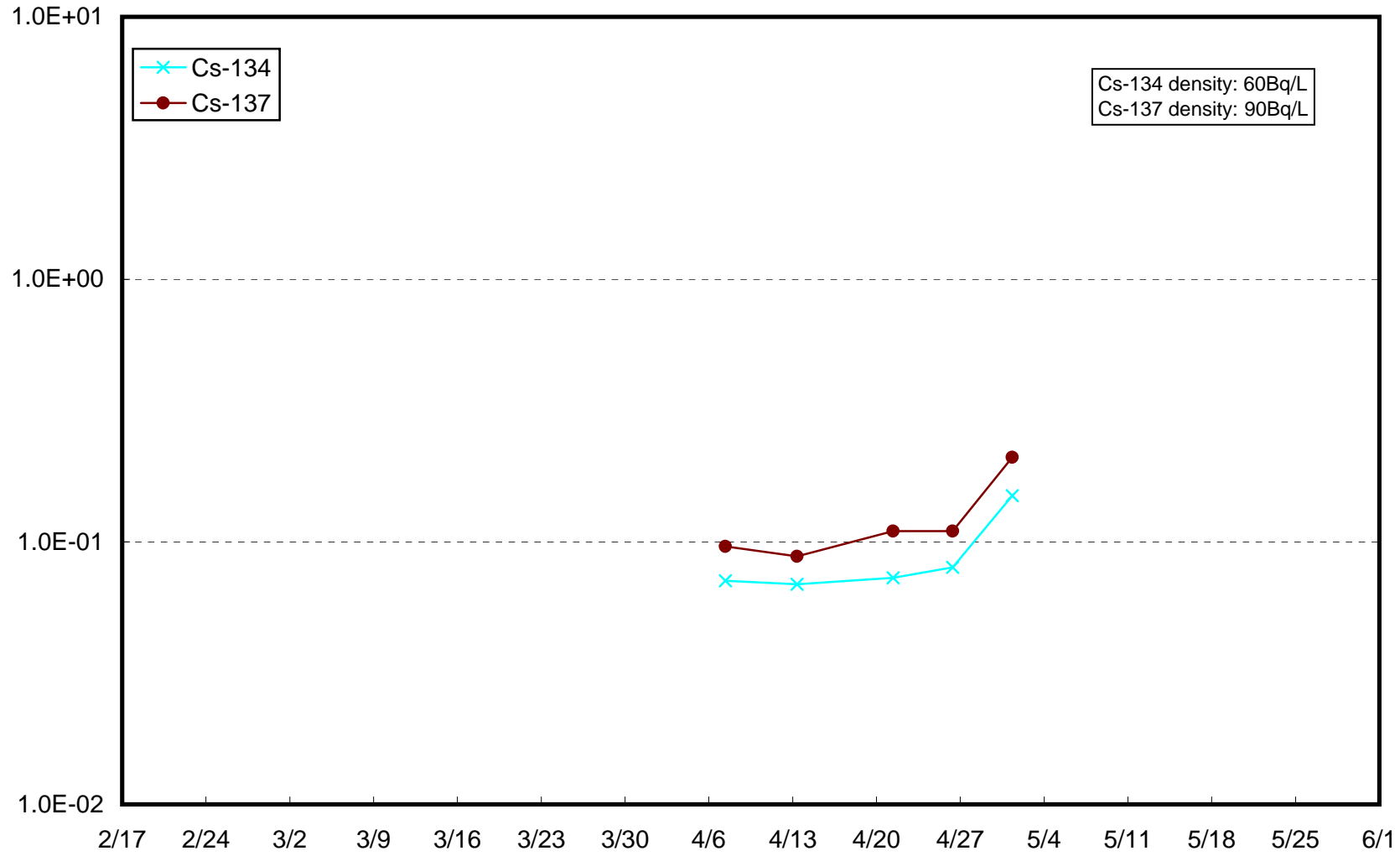
Radioactivity Density of the Seawater at 3km Offshore of Fukushima Daiichi NPS (T-D5) Upper Layer (Bq/L)



Radioactivity Density of the Seawater at 3km Offshore of Fukushima Daiichi NPS (T-D5) Lower Layer (Bq/L)



Radioactivity Density of the Seawater at 3km Offshore of Fukushima Daini NPS (T-D9) Upper Layer (Bq/L)



Radioactivity Density of the Seawater at 3km Offshore of Fukushima Daini NPS (T-D9) Lower Layer (Bq/L)

