

Radioactivity Density of the Seawater in the Port of Fukushima Daiichi NPS < 1/3 >

(Data summarized on August 11)

Place of Sampling	Shallow Draft Quay at 1F				Inside Unit 1-4 Water Intake Canal (North) at 1F				1F Unit 1 Screen (Outside the Silt Fence)		1F Unit 1 Screen (Inside the Silt Fence)		Density Limit Specified by the Reactor Regulation (Bq/L) (The density limit in the water outside the surrounding monitored areas is provided in section 6 of Appendix 2.)
	Aug 10, 2012 5:30 AM		N/A		Aug 10, 2012 5:37 AM		N/A		Aug 10, 2012 5:43 AM		Aug 10, 2012 5:45 AM		
Detected Nuclides (Half-life)	Density of Sample (Bq/L)	Scaling Factor (/)	Density of Sample (Bq/L)	Scaling Factor (/)	Density of Sample (Bq/L)	Scaling Factor (/)	Density of Sample (Bq/L)	Scaling Factor (/)	Density of Sample (Bq/L)	Scaling Factor (/)	Density of Sample (Bq/L)	Scaling Factor (/)	
I-131 (Approx. 8 days)	ND	-	-	-	ND	-	-	-	ND	-	ND	-	40
Cs-134 (Approx. 2 years)	2.9	0.05	-	-	8.1	0.14	-	-	4.1	0.07	9.4	0.16	60
Cs-137 (Approx. 30 years)	6.1	0.07	-	-	11	0.12	-	-	6.0	0.07	13	0.14	90

* The density specified by the Reactor Regulation is converted from Bq/cm³ to Bq/L.

* Data of other nuclides is under evaluation.

* In the case of more than 2 nuclides, the sum of scaling factors to density limits is compared to 1.

* "ND" indicates that the measurement result is below the detection limit.

I-131: Approx. 2Bq/L

As the detection limit may vary depending on the detectors and sample properties, there are cases where nuclides below the detection limit are detected.

Radioactivity Density of the Seawater in the Port of Fukushima Daiichi NPS < 2/3 >

(Data summarized on August 11)

Place of Sampling	1F Unit 2 Screen (Outside the Silt Fence)		1F Unit 2 Screen (Inside the Silt Fence)		1F Unit 3 Screen (Outside the Silt Fence)		1F Unit 3 Screen (Inside the Silt Fence)		1F Unit 4 Screen (Outside the Silt Fence)		1F Unit 4 Screen (Inside the Silt Fence)		Density Limit Specified by the Reactor Regulation (Bq/L) (The density limit in the water outside the surrounding monitored areas is provided in section 6 of Appendix 2.)
Time of Sampling	Aug 10, 2012 5:51 AM		Aug 10, 2012 5:53 AM		Aug 10, 2012 5:59 AM		Aug 10, 2012 5:59 AM		Aug 10, 2012 6:05 AM		Aug 10, 2012 6:05 AM		
Detected Nuclides (Half-life)	Density of Sample (Bq/L)	Scaling Factor (/)	Density of Sample (Bq/L)	Scaling Factor (/)	Density of Sample (Bq/L)	Scaling Factor (/)	Density of Sample (Bq/L)	Scaling Factor (/)	Density of Sample (Bq/L)	Scaling Factor (/)	Density of Sample (Bq/L)	Scaling Factor (/)	
I-131 (Approx. 8 days)	ND	-	ND	-	ND	-	ND	-	ND	-	ND	-	40
Cs-134 (Approx. 2 years)	8.1	0.14	46	0.77	5.2	0.09	18	0.30	ND	-	28	0.47	60
Cs-137 (Approx. 30 years)	9.9	0.11	77	0.86	10	0.11	ND	-	21	0.23	32	0.36	90

* The density specified by the Reactor Regulation is converted from Bq/cm³ to Bq/L.

* Data of other nuclides is under evaluation.

* In the case of more than 2 nuclides, the sum of scaling factors to density limits is compared to 1.

* "ND" indicates that the measurement result is below the detection limit.

I-131: Approx. 10Bq/L, Cs-134: Approx.17Bq/L, Cs-137: Approx.21Bq/L

As the detection limit may vary depending on the detectors and sample properties, there are cases where nuclides below the detection limit are detected.

Radioactivity Density of the Seawater in the Port of Fukushima Daiichi NPS < 3/3 >

(Data summarized on August 11)

Place of Sampling	Inside Unit 1-4 Water Intake Canal (South) at 1F		Port Entrance of Fukushima Daiichi NPS		In Front of Unit 6 Water Intake Canal at 1F								Density Limit Specified by the Reactor Regulation (Bq/L) (The density limit in the water outside the surrounding monitored areas is provided in section 6 of Appendix 2.)
Time of Sampling	Aug 10, 2012 6:11 AM		N/A		N/A								
Detected Nuclides (Half-life)	Density of Sample (Bq/L)	Scaling Factor (/)	Density of Sample (Bq/L)	Scaling Factor (/)	Density of Sample (Bq/L)	Scaling Factor (/)	Density of Sample (Bq/L)	Scaling Factor (/)	Density of Sample (Bq/L)	Scaling Factor (/)	Density of Sample (Bq/L)	Scaling Factor (/)	
I-131 (Approx. 8 days)	ND	-	-	-	-	-							40
Cs-134 (Approx. 2 years)	18	0.30	-	-	-	-							60
Cs-137 (Approx. 30 years)	25	0.28	-	-	-	-							90

* The density specified by the Reactor Regulation is converted from Bq/cm³ to Bq/L.

* Data of other nuclides is under evaluation.

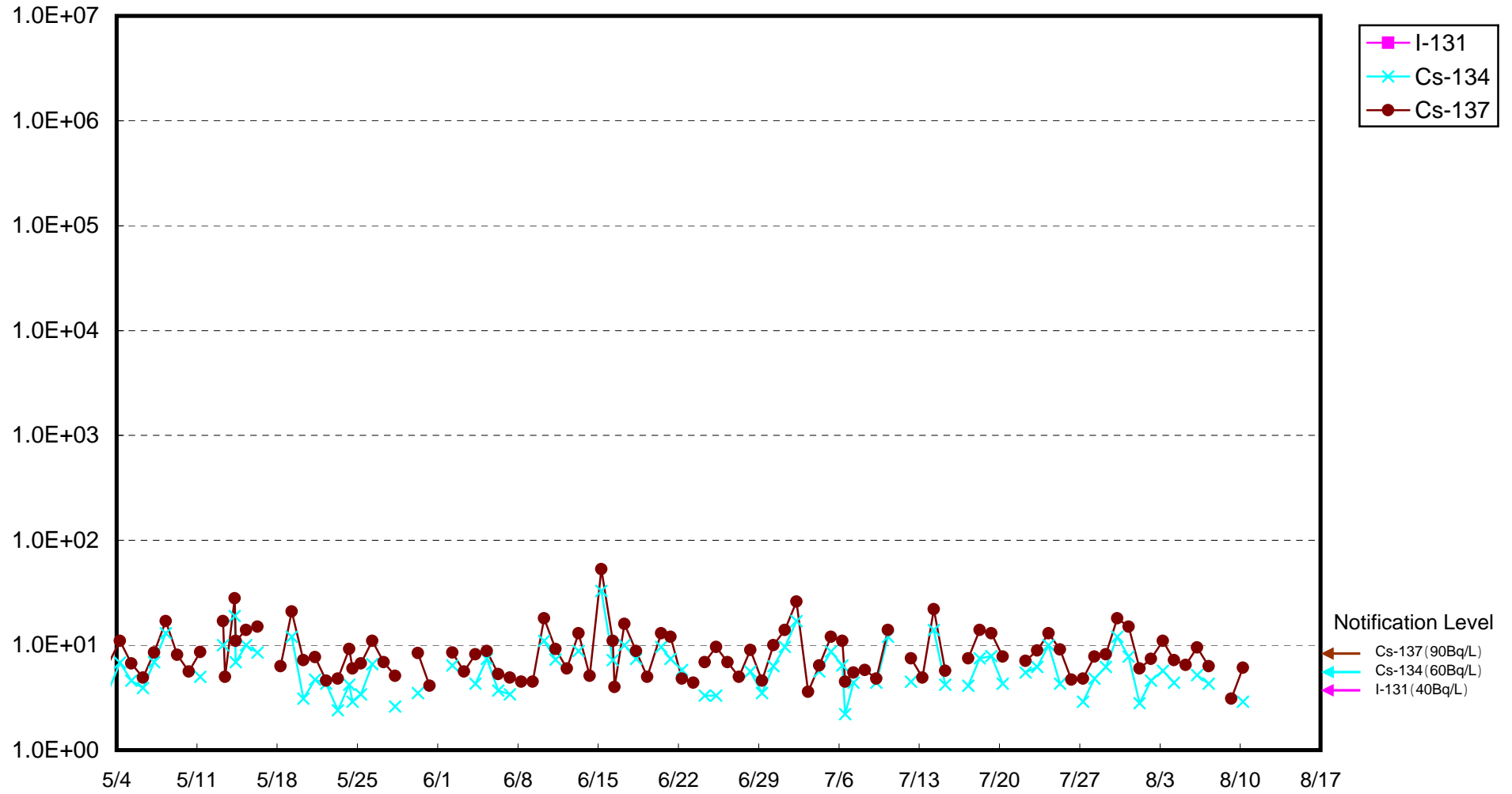
* In the case of more than 2 nuclides, the sum of scaling factors to density limits is compared to 1.

* "ND" indicates that the measurement result is below the detection limit.

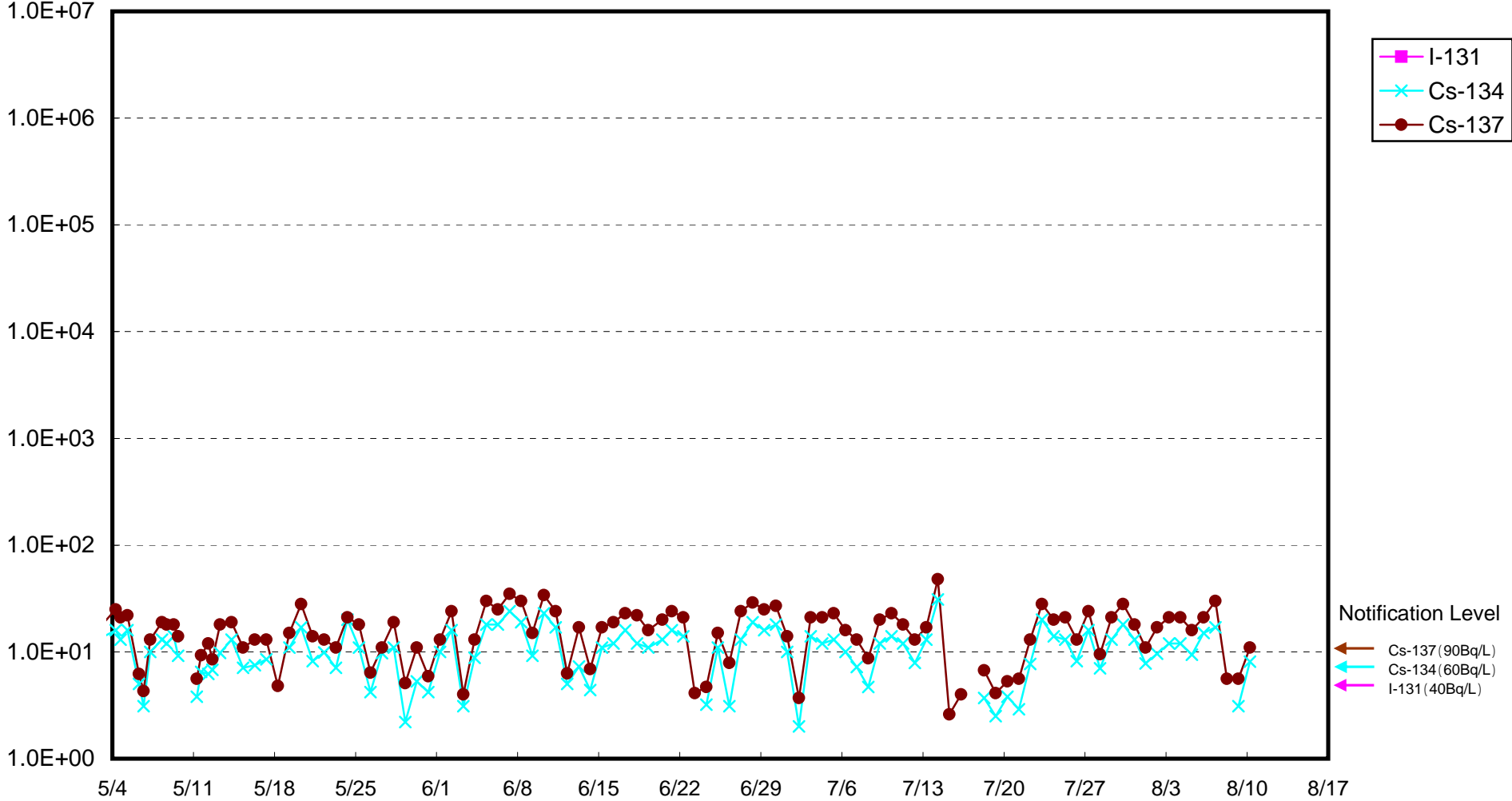
I-131: Approx. 1Bq/)

As the detection limit may vary depending on the detectors and sample properties, there are cases where nuclides below the detection limit are detected.

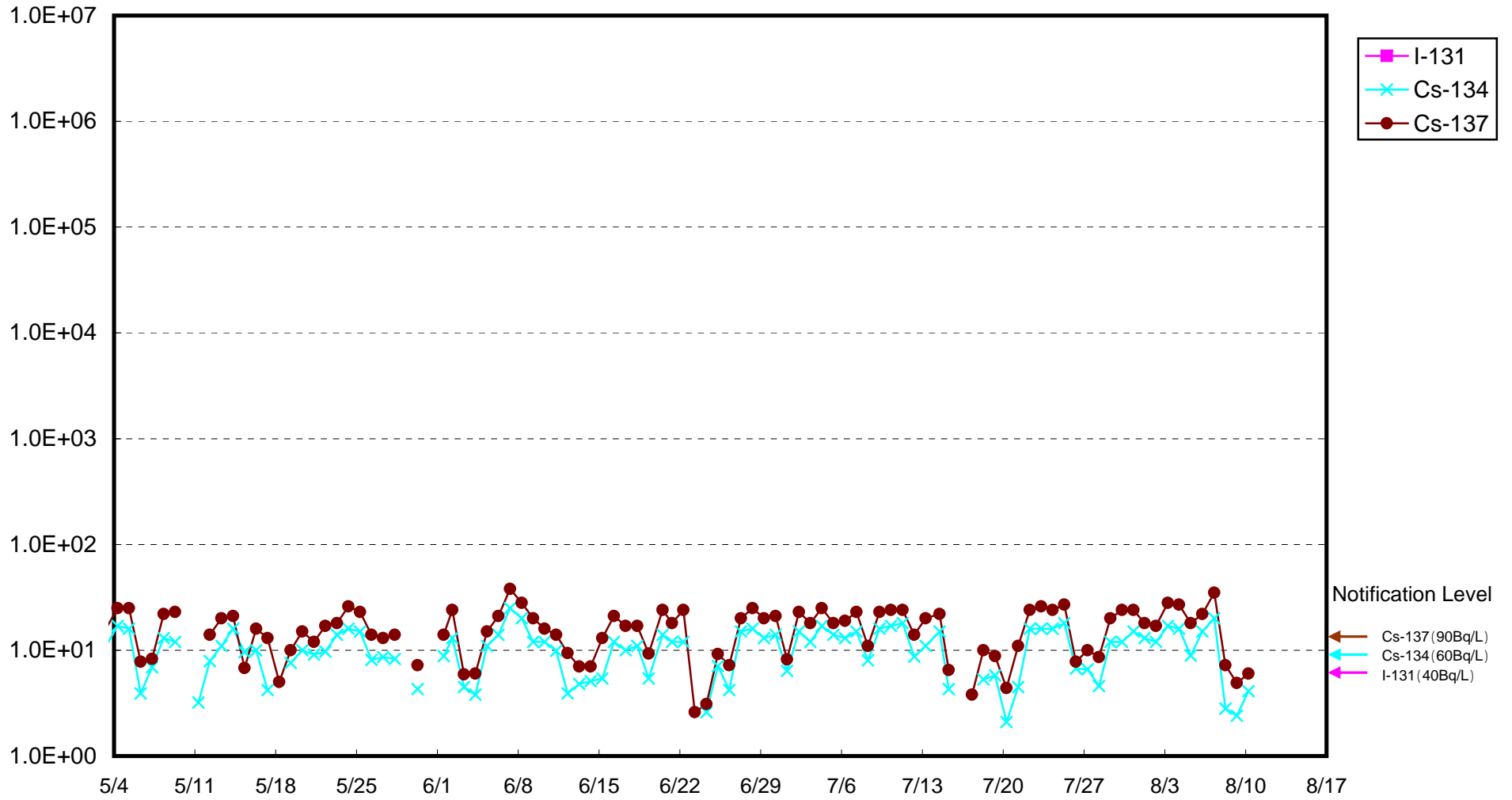
Radioactivity Density of the Seawater in Front of the Shallow Draft Quay at 1F (Bq/L)



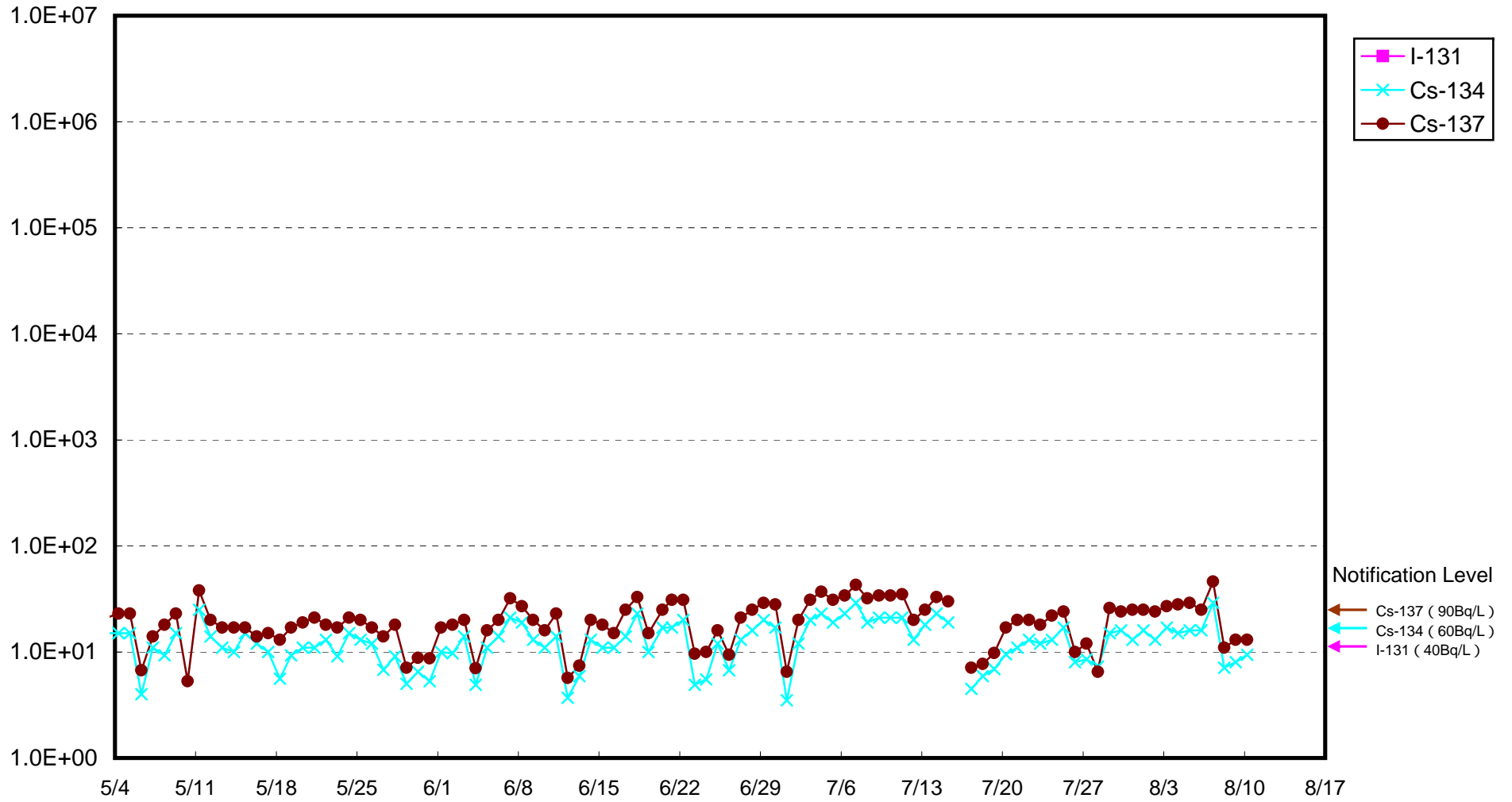
Radioactivity Density of the Seawater at the North of Unit 1-4 Water Intake of Fukushima Daiichi NPS (Bq/ L)



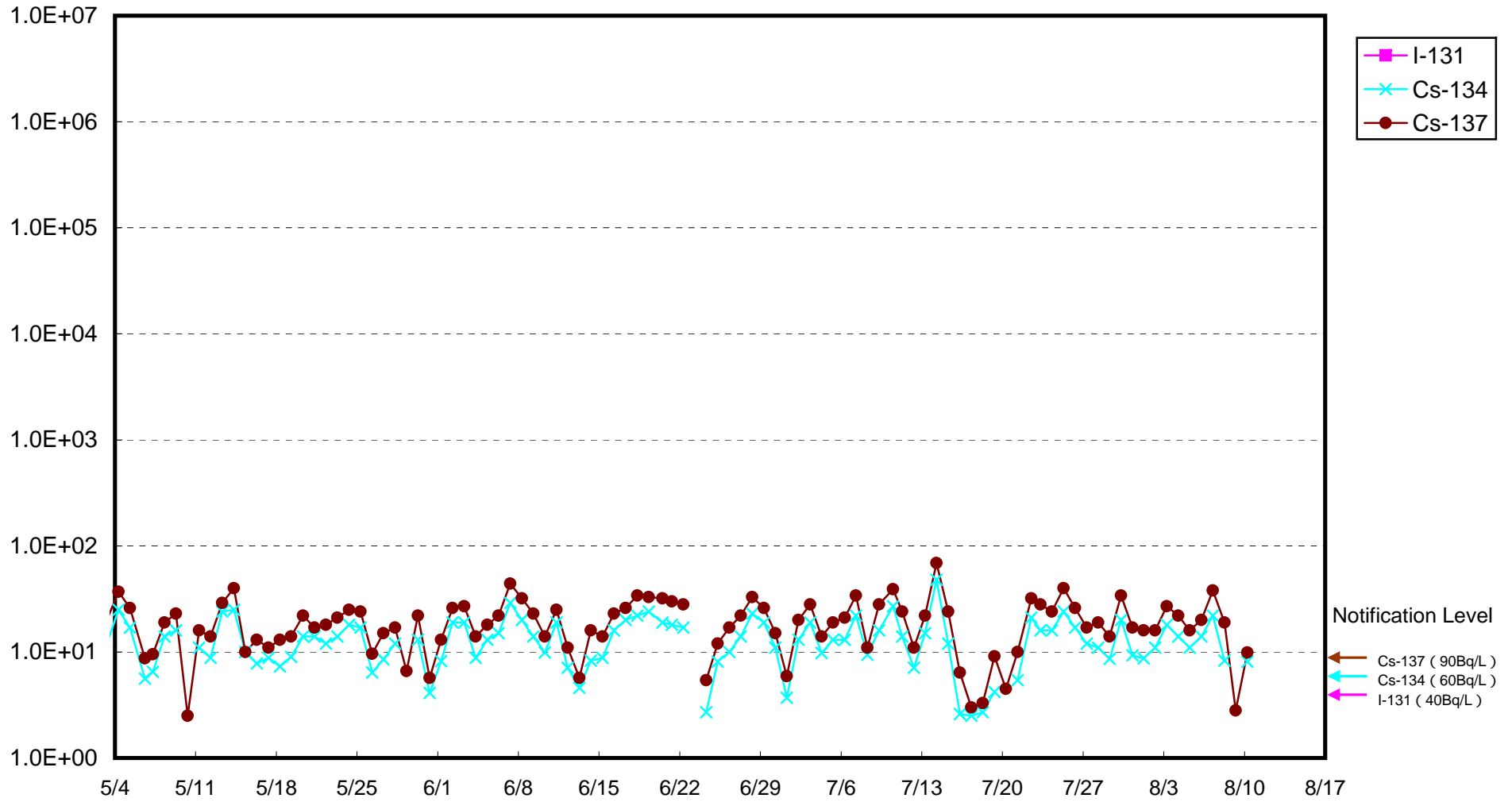
Radioactivity Density of the Seawater at Unit 1 Screen at 1F (Outside the Silt Fence) (Bq/L)



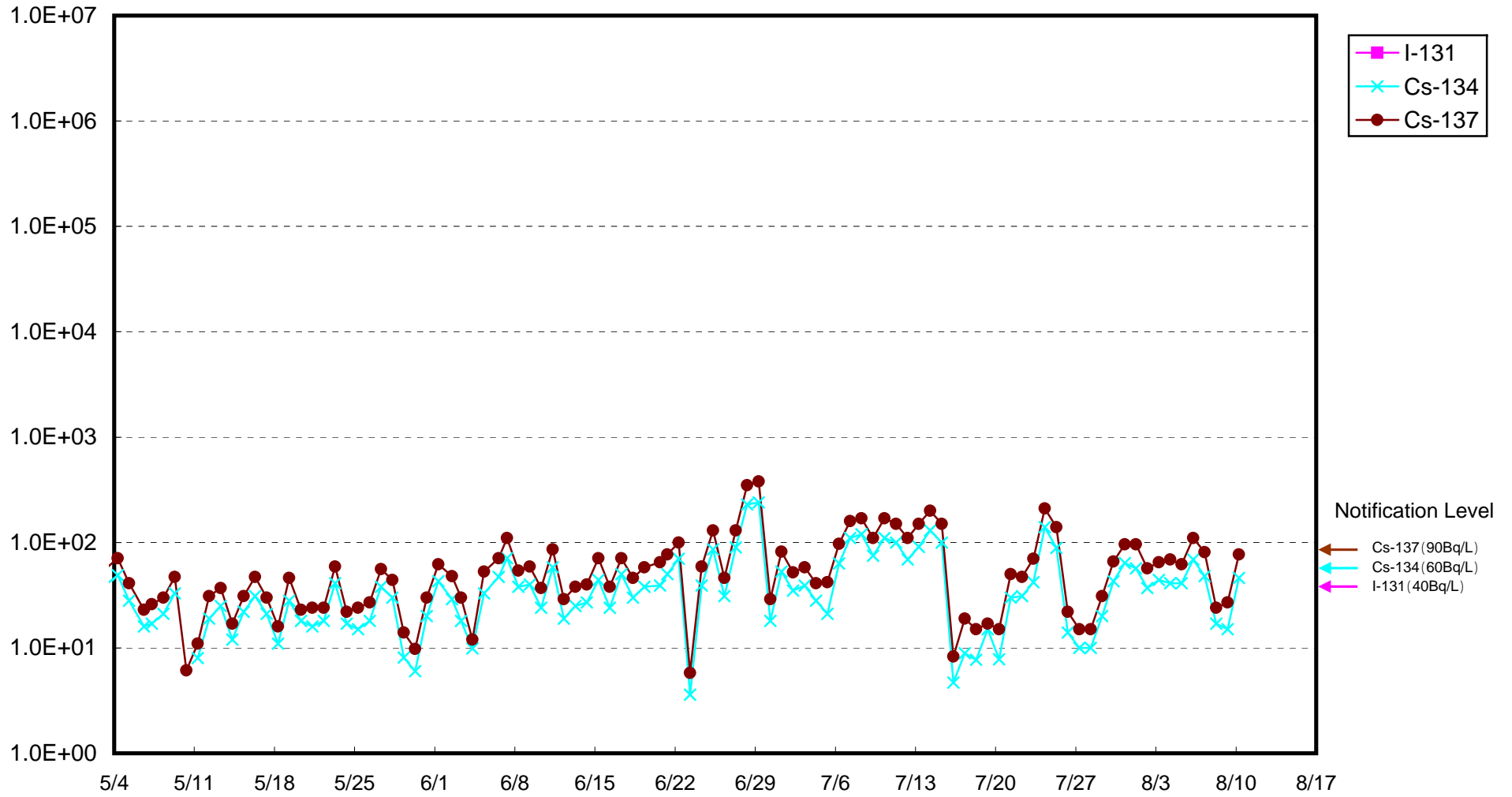
Radioactivity Density of the Seawater at Unit 1 Screen at 1F (Inside the Silt Fence) (Bq/L)



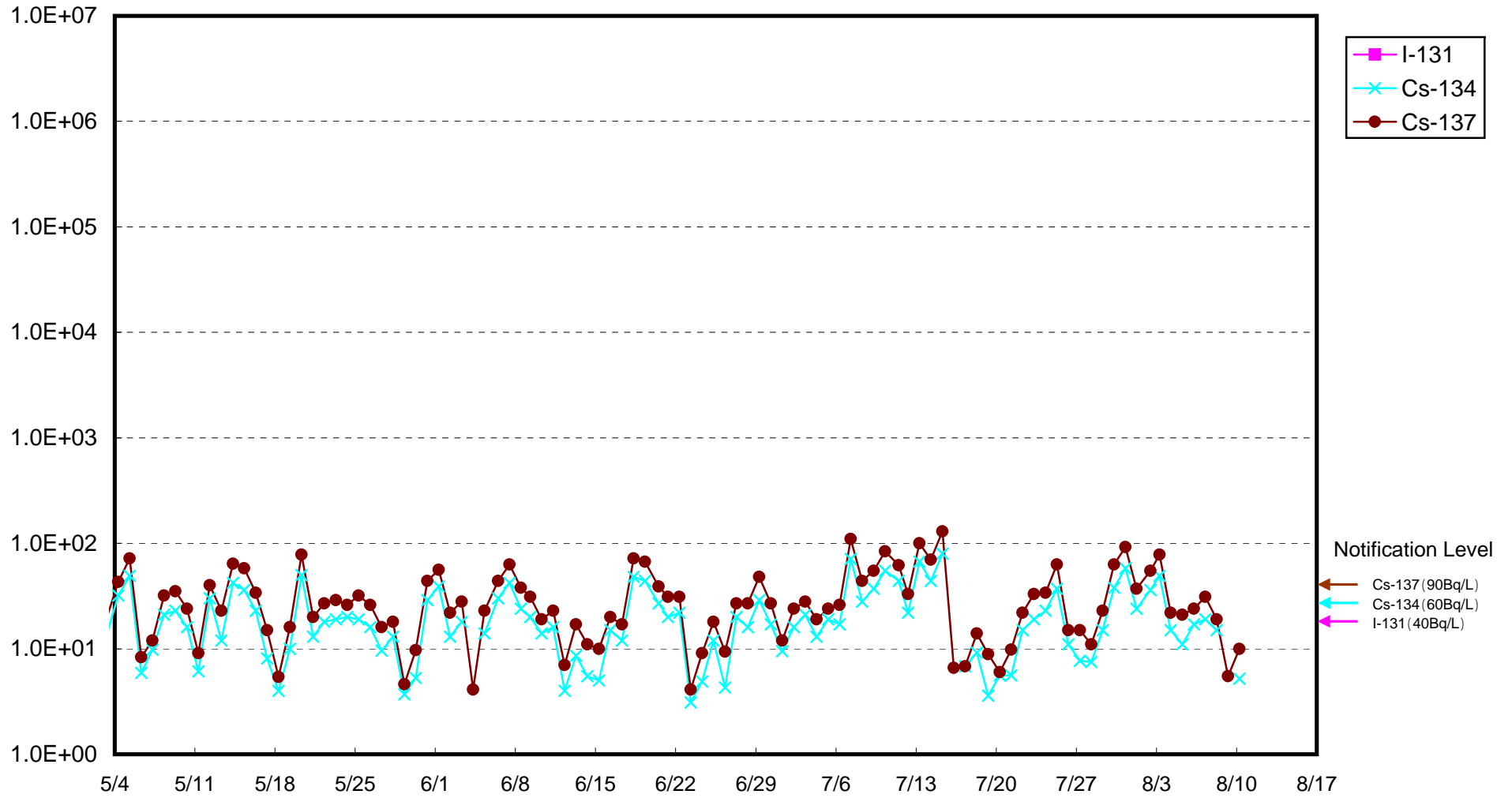
Radioactivity Density of the Seawater at Unit 2 Screen at 1F (Outside the Silt Fence) (Bq/L)



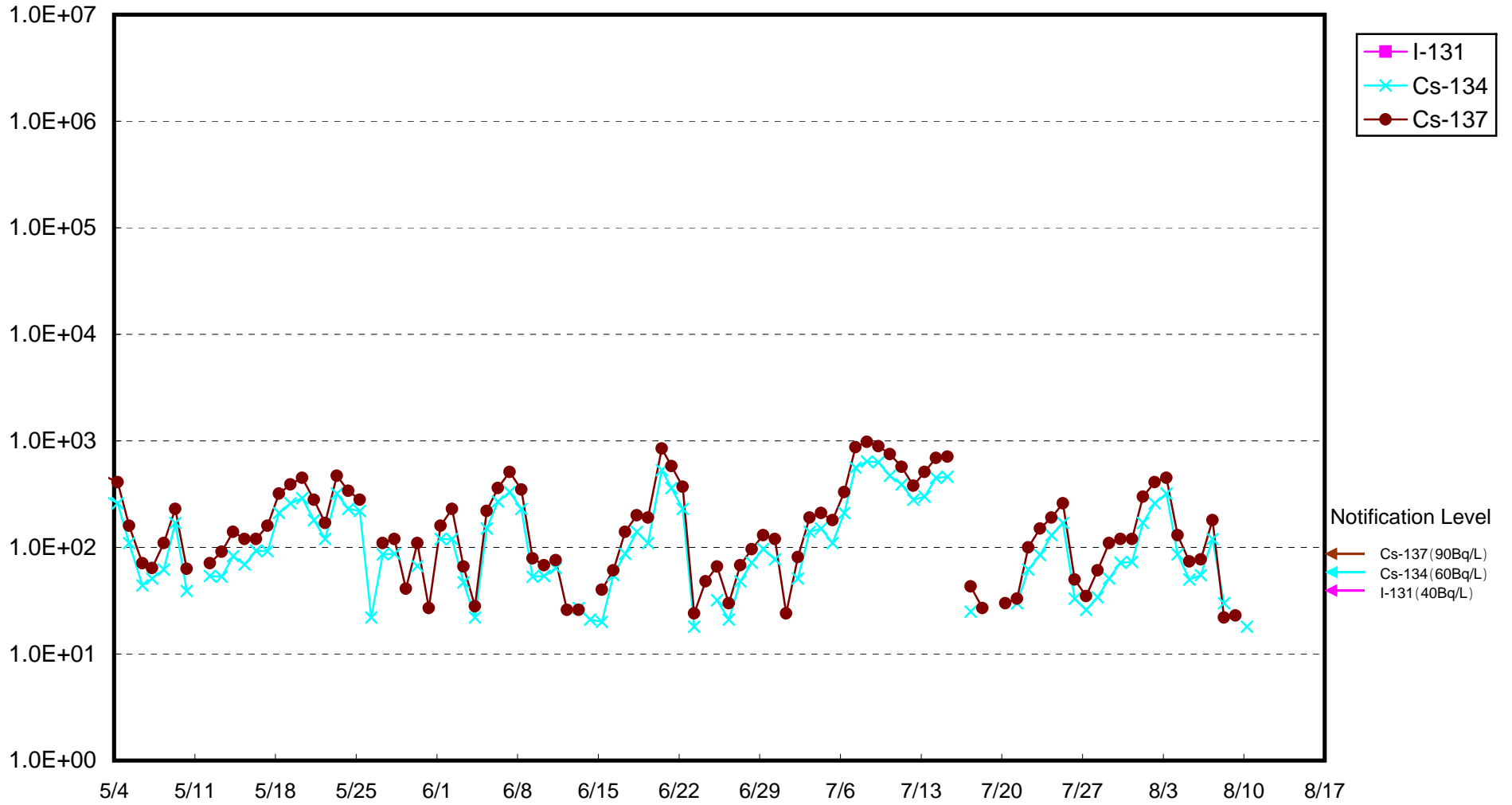
Radioactivity Density of the Seawater at Unit 2 Screen at 1F (Inside the Silt Fence) (Bq/L)



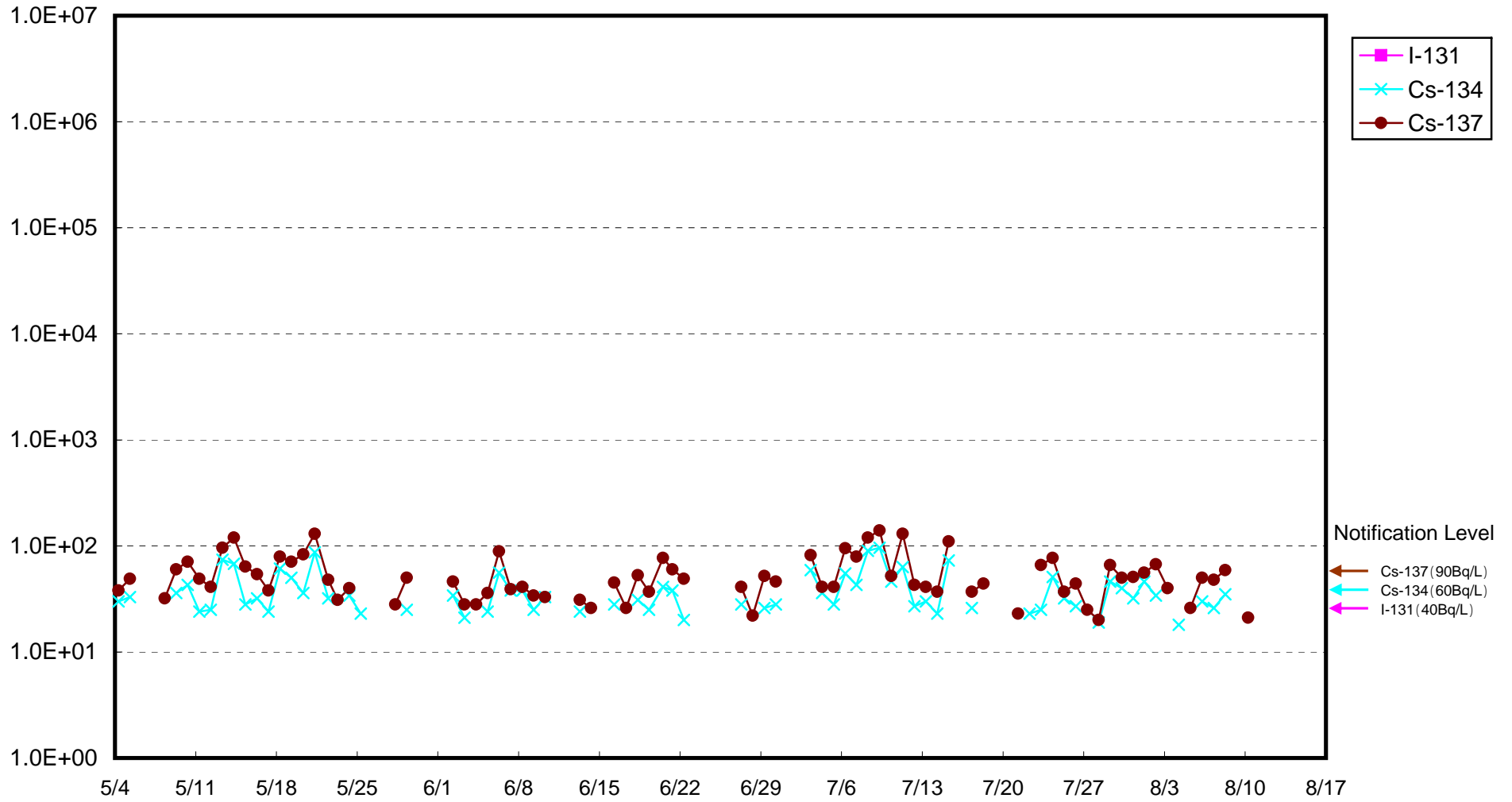
Radioactivity Density of the Seawater at Unit 3 Screen at 1F (Outside the Silt Fence) (Bq/L)



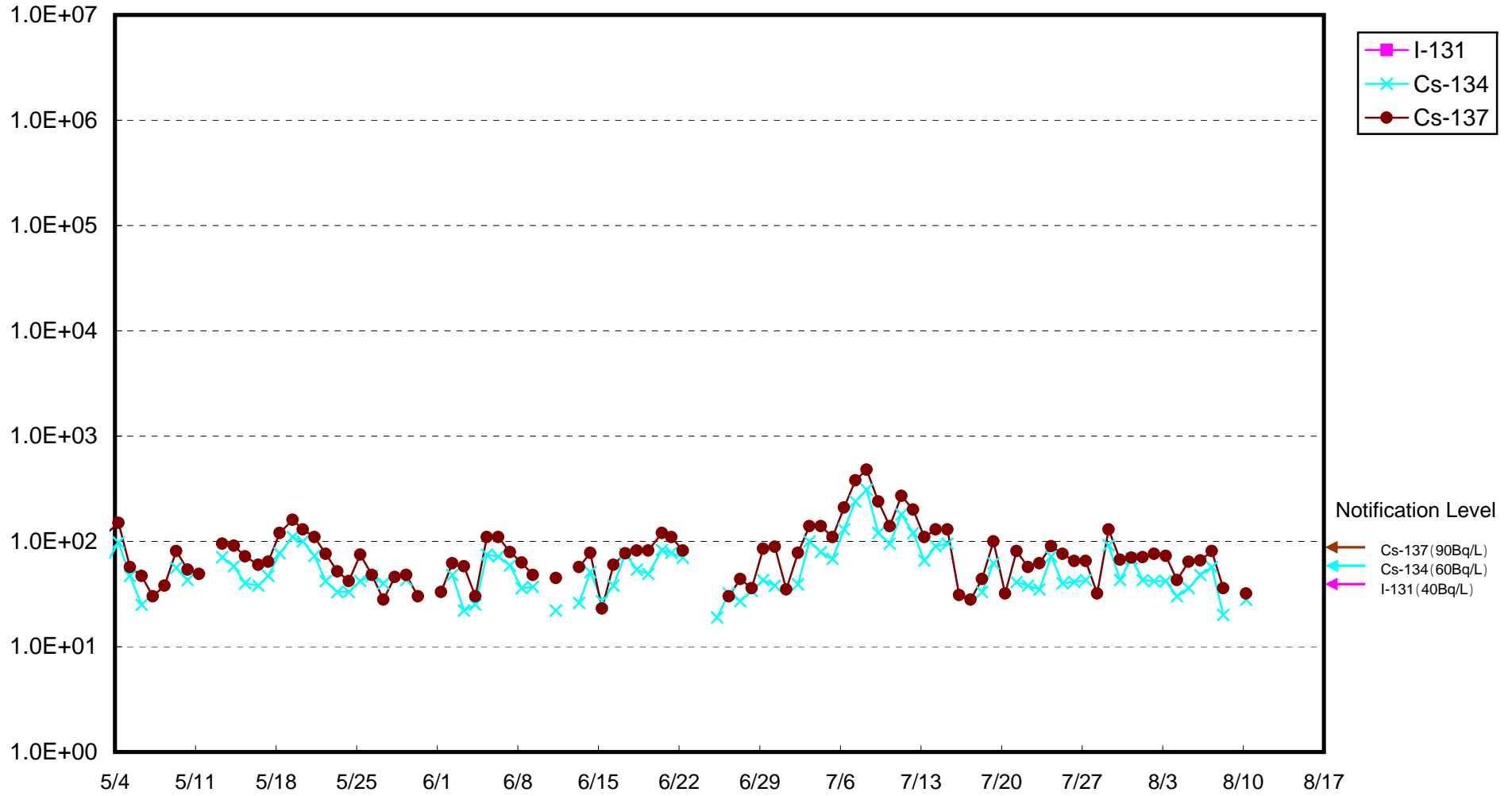
Radioactivity Density of the Seawater at Unit 3 Screen at 1F (Inside the Silt Fence) (Bq/L)



Radioactivity Density of the Seawater at Unit 4 Screen at 1F (Outside the Silt Fence) (Bq/L)



Radioactivity Density of the Seawater at Unit 4 Screen at 1F (Inside the Silt Fence) (Bq/L)



Radioactivity Density of the Seawater at the South of Unit 1-4 Water Intake of Fukushima Daiichi NPS (Bq/ L)

