

Reference

Radioactivity Density of Seawater in the Port of Fukushima Daiichi NPS < 1/3 >

(Data summarized on May 19)

Place of Sampling	Shallow Draft Quay of 1F				Inside North Water Intake Canal of 1F Units 1-4				Screen of 1F Unit 1 (Outside the Silt Fence)		Screen of 1 Unit 1 (Inside the Silt Fence)		Density limit by the announcement of Reactor Regulation (Bq/L) (the density limit in the water outside of surrounding monitored areas in the section 6 of the appendix 2)
	May 18, 2012 7:06 AM		N/A		May 18, 2012 7:10 AM		N/A		May 18, 2012 7:13 AM		May 18, 2012 7:16 AM		
Detected Nuclides (Half-life)	Density of Sample (Bq/L)	Scaling Factor (/)	Density of Sample (Bq/L)	Scaling Factor (/)	Density of Sample (Bq/L)	Scaling Factor (/)	Density of Sample (Bq/L)	Scaling Factor (/)	Density of Sample (Bq/L)	Scaling Factor (/)	Density of Sample (Bq/L)	Scaling Factor (/)	
I-131 (approx. 8 days)	ND	-	-	-	ND	-	-	-	ND	-	ND	-	40
Cs-134 (approx. 2 years)	ND	-	-	-	ND	-	-	-	ND	-	5.6	0.09	60
Cs-137 (approx. 30 years)	6.3	0.07	-	-	4.8	0.05	-	-	5.0	0.06	13	0.14	90

* Density by the announcement of Reactor Regulation is stated with an amount converted from Bq/cm3 to Bq/L

* Data of other nuclides are under evaluation.

* In the case that two or more kinds of nuclides exist, sum of each scaling factor to the density limit is compared with 1.

* "ND" means the sampled data is below measurable limit.

I-131: approx. 2Bq/L, Cs-134: approx. 3Bq/L

Please note that these nuclides are sometimes detected even when they are below the limits, contingent on the detector or samples.

Reference

Radioactivity Density of Seawater in the Port of Fukushima Daiichi NPS < 2/3 >

(Data summarized on May 19)

Place of Sampling	Screen of 1F Unit 2 (Outside the Silt Fence)		Screen of 1F Unit 2 (Inside the Silt Fence)		Screen of 1F Unit 3 (Outside the Silt Fence)		Screen of 1F Unit 3 (Inside the Silt Fence)		Screen of 1F Unit 4 (Outside the Silt Fence)		Screen of 1F Unit 4 (Inside the Silt Fence)		Density limit by the announcement of Reactor Regulation (Bq/L) (the density limit in the water outside of surrounding monitored areas in the section 6 of the appendix 2)
	Time of Sampling	May 18, 2012 7:18 AM		May 18, 2012 7:21 AM		May 18, 2012 7:24 AM		May 18, 2012 7:27 AM		May 18, 2012 7:24 AM		May 18, 2012 7:27 AM	
Detected Nuclides (Half-life)	Density of Sample (Bq/L)	Scaling Factor (/)	Density of Sample (Bq/L)	Scaling Factor (/)	Density of Sample (Bq/L)	Scaling Factor (/)	Density of Sample (Bq/L)	Scaling Factor (/)	Density of Sample (Bq/L)	Scaling Factor (/)	Density of Sample (Bq/L)	Scaling Factor (/)	
I-131 (approx. 8 days)	ND	-	ND	-	ND	-	ND	-	ND	-	ND	-	40
Cs-134 (approx. 2 years)	7.3	0.12	11	0.18	4.0	0.07	210	3.5	61	1.0	77	1.3	60
Cs-137 (approx. 30 years)	13	0.14	16	0.18	5.4	0.06	320	3.6	79	0.88	120	1.3	90

* Density by the announcement of Reactor Regulation is stated with an amount converted from Bq/cm3 to Bq/L

* Data of other nuclides are under evaluation.

* In the case that two or more kinds of nuclides exist, sum of each scaling factor to the density limit is compared with 1.

* "ND" means the sampled data is below measurable limit.

I-131: approx. 14Bq/L

Please note that these nuclides are sometimes detected even when they are below the limits, contingent on the detector or samples.

Reference

Radioactivity Density of Seawater in the Port of Fukushima Daiichi NPS < 3/3 >

(Data summarized on May 19)

Place of Sampling	Inside the South of 1F Units 1-4 Water Intake Canal		Port Entrance of Fukushima Daiichi NPS		In Front of the Water Intake Canal of 1F Unit 6								Density limit by the announcement of Reactor Regulation (Bq/L) (the density limit in the water outside of surrounding monitored areas in the section 6 of the appendix 2)
	Time of Sampling	May 18, 2012 7:31 AM	N/A		May 18, 2012 4:00 PM								
Detected Nuclides (Half-life)	Density of Sample (Bq/L)	Scaling Factor (/)	Density of Sample (Bq/L)	Scaling Factor (/)	Density of Sample (Bq/L)	Scaling Factor (/)	Density of Sample (Bq/L)	Scaling Factor (/)	Density of Sample (Bq/L)	Scaling Factor (/)	Density of Sample (Bq/L)	Scaling Factor (/)	
I-131 (approx. 8 days)	ND	-	-	-	ND	-							40
Cs-134 (approx. 2 years)	14	0.23	-	-	ND	-							60
Cs-137 (approx. 30 years)	22	0.24	-	-	ND	-							90

* Density by the announcement of Reactor Regulation is stated with an amount converted from Bq/cm³ to Bq/L.

* Data of other nuclides are under evaluation.

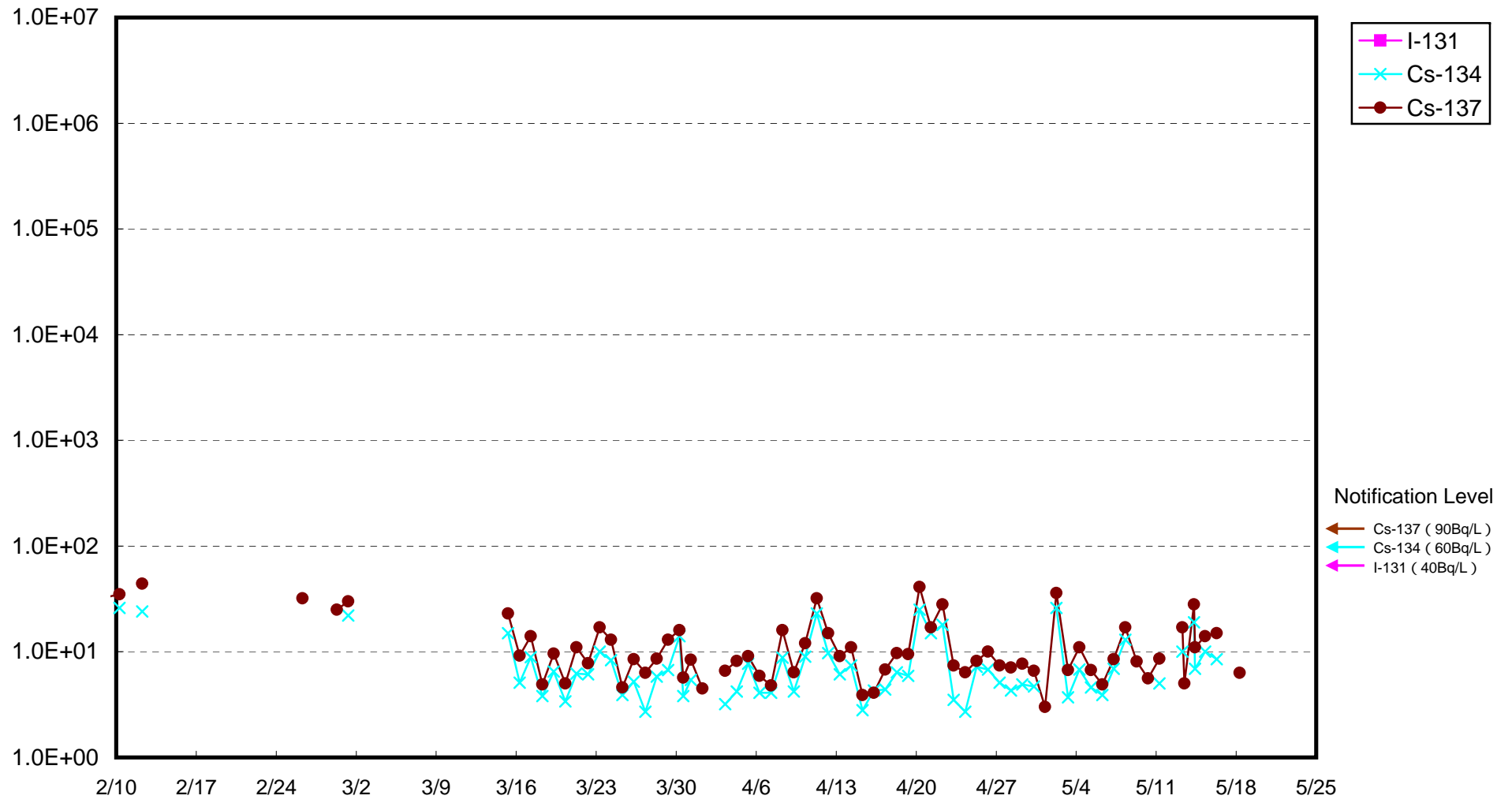
* In the case that two or more kinds of nuclides exist, sum of each scaling factor to the density limit is compared with 1.

* "ND" means the sampled data is below measurable limit.

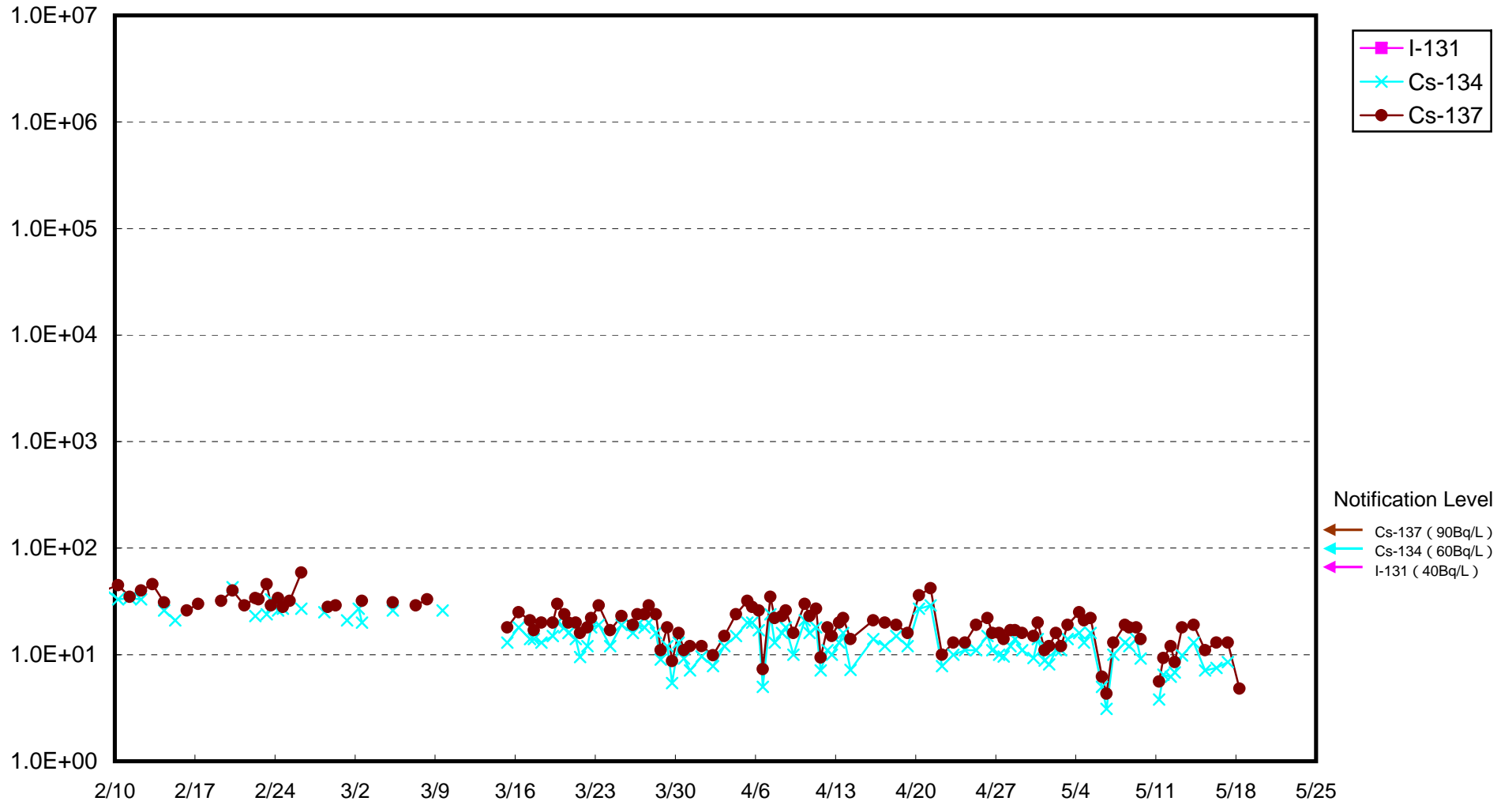
I-131: approx. 2Bq/L, Cs-134: approx. 2Bq/L, Cs-137: approx. 3Bq/L

Please note that these nuclides are sometimes detected even when they are below the limits, contingent on the detector or samples.

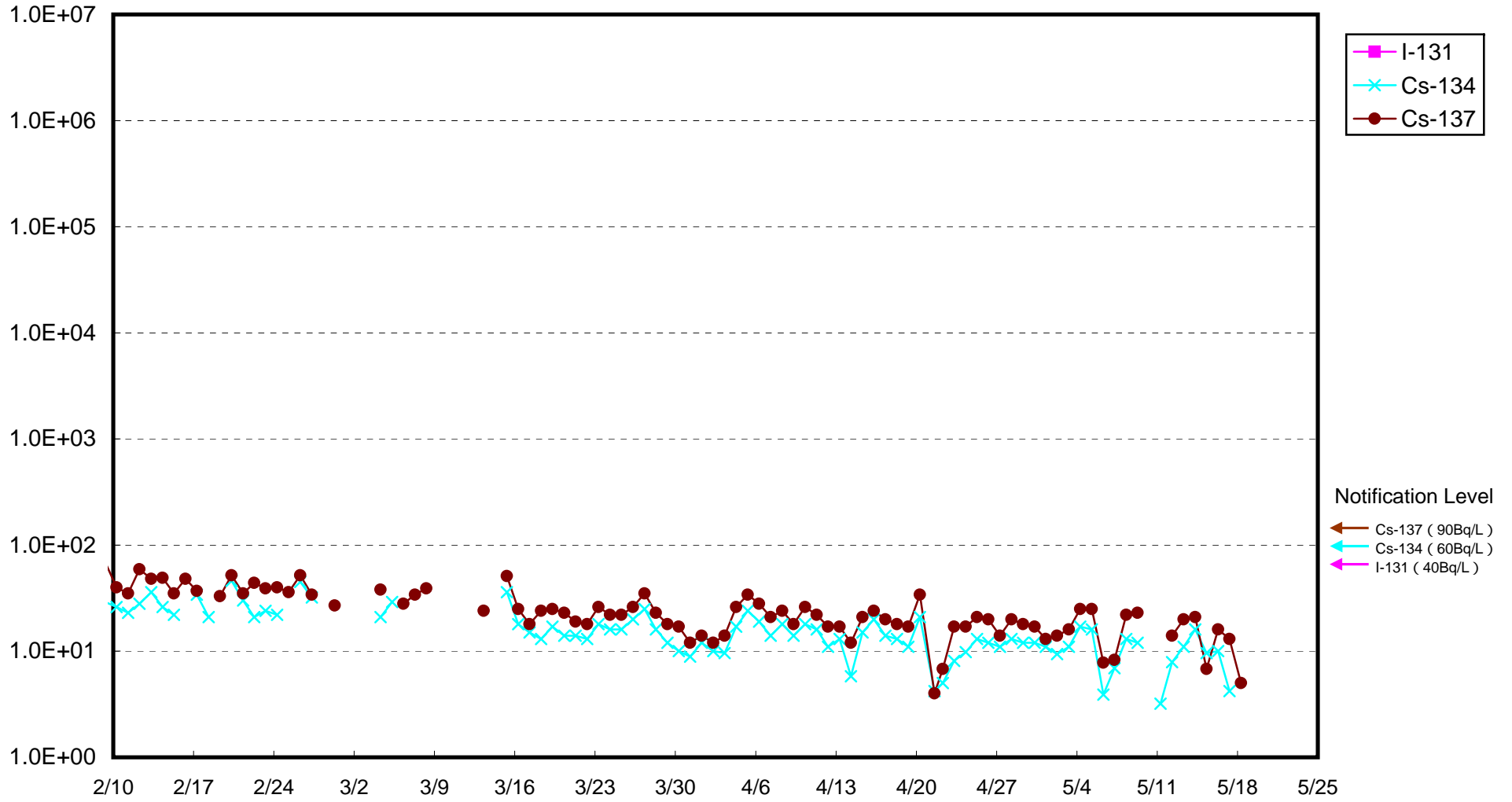
Radioactivity Density of Seawater in Front of Shallow Draft Quay of 1F (Bq/L)



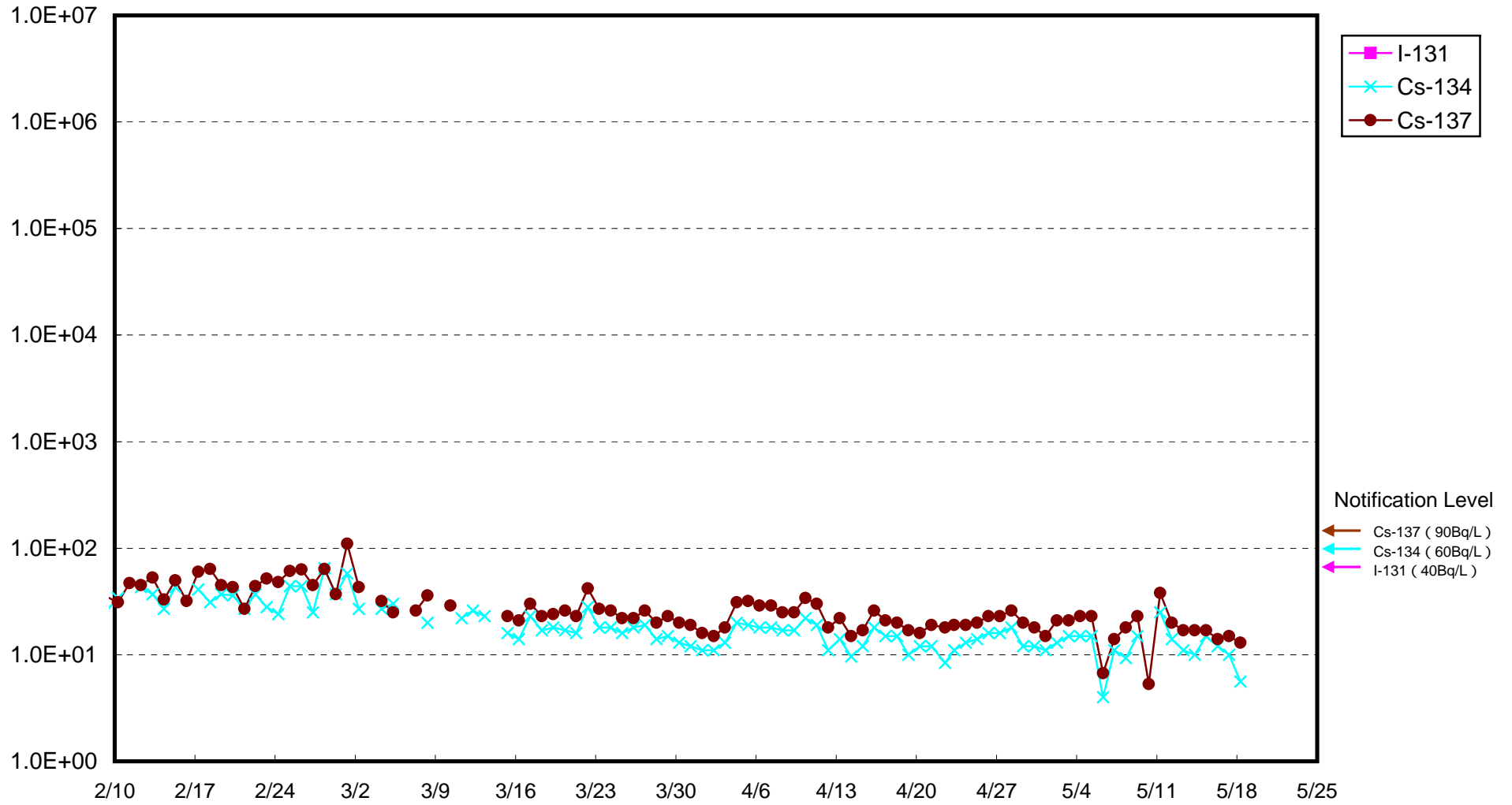
Radioactivity Density of Seawater at the North of Units 1 to 4
Water Intake of Fukushima Daiichi NPS (Bq/ L)



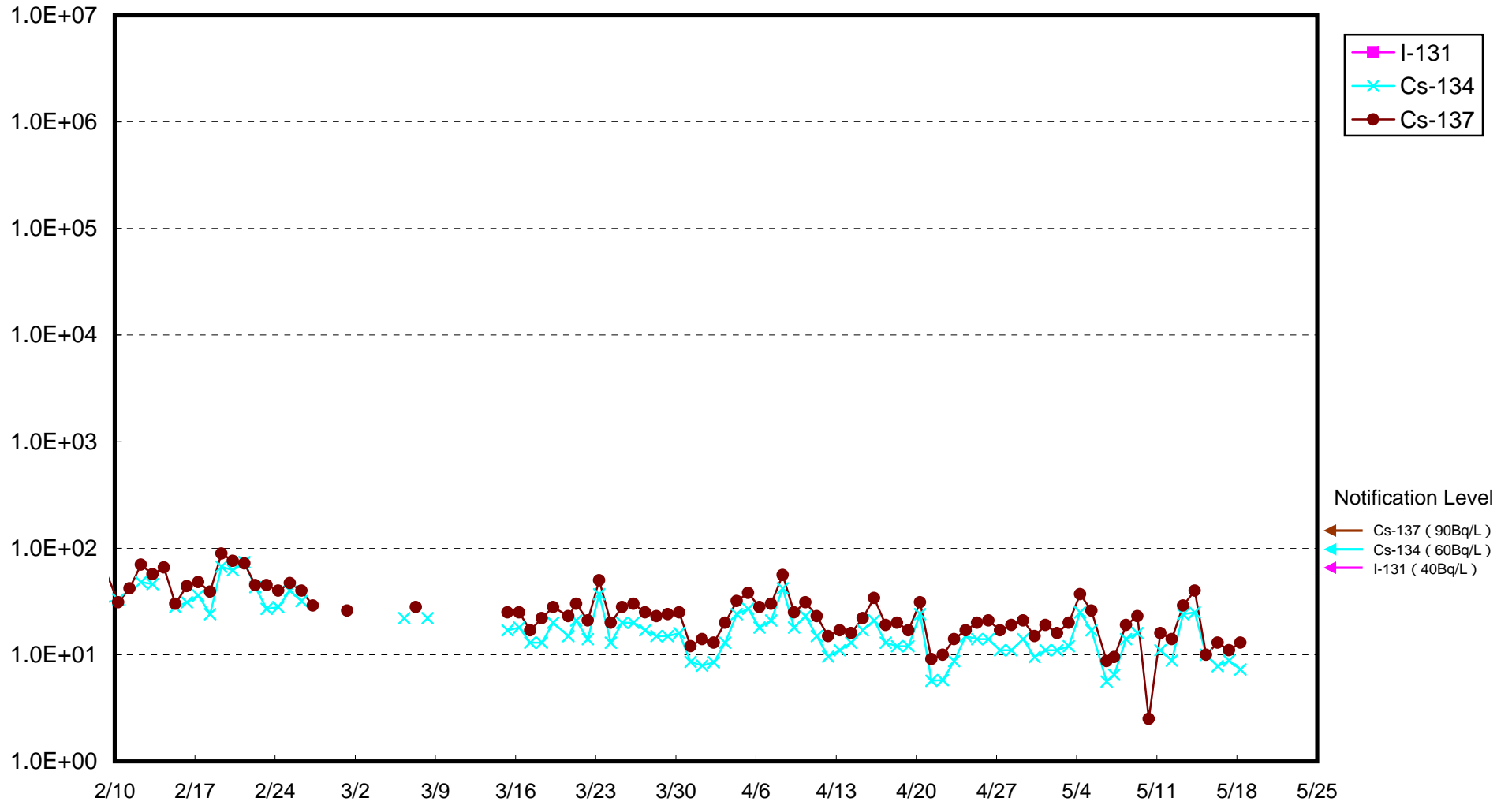
Radioactivity Density of Seawater at the Screen of 1F Unit 1 (Outside the Silt Fence) (Bq/L)



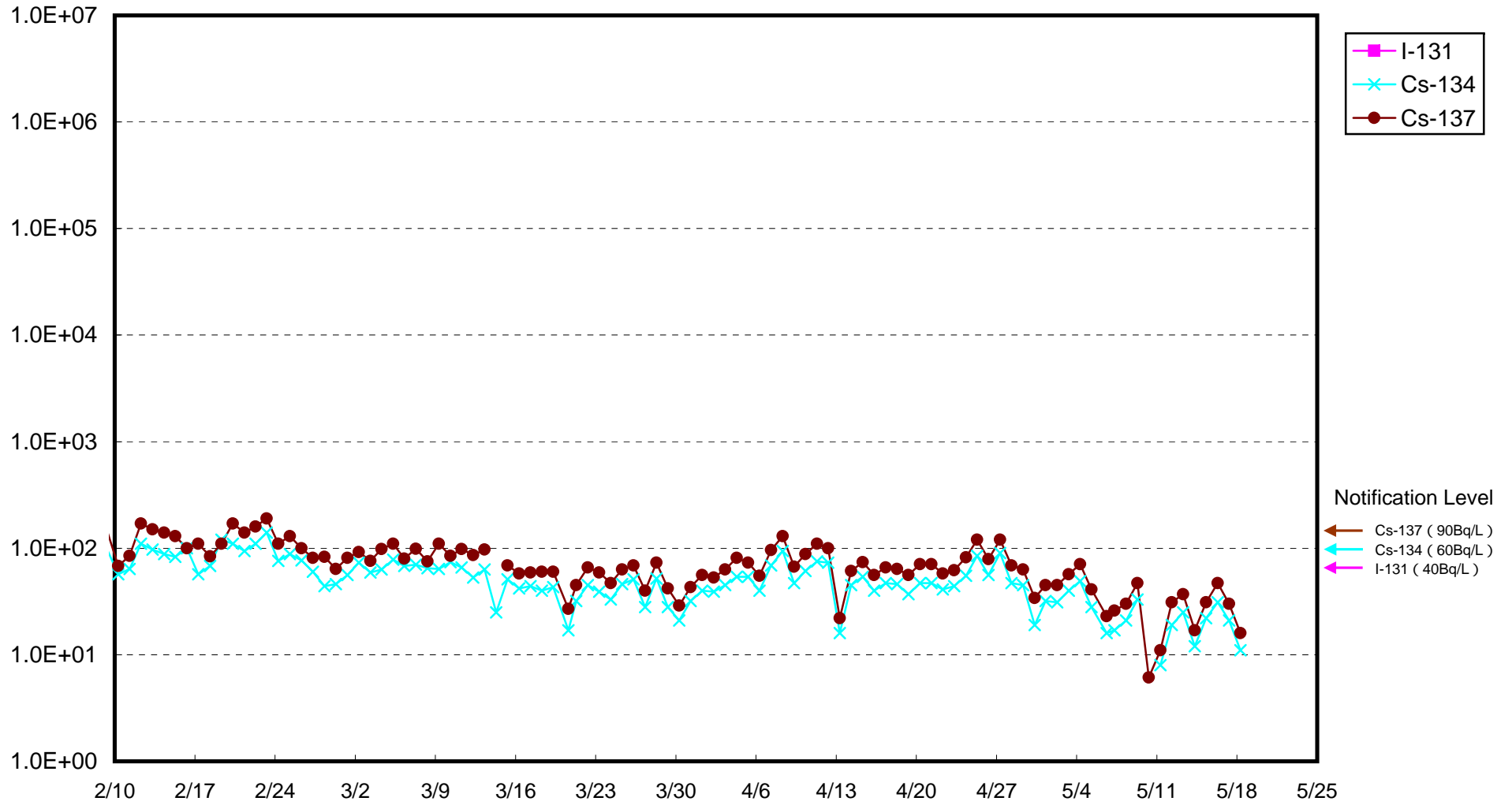
Radioactivity Density of Seawater at the Screen of 1F Unit 1 (Inside the Silt Fence) (Bq/L)



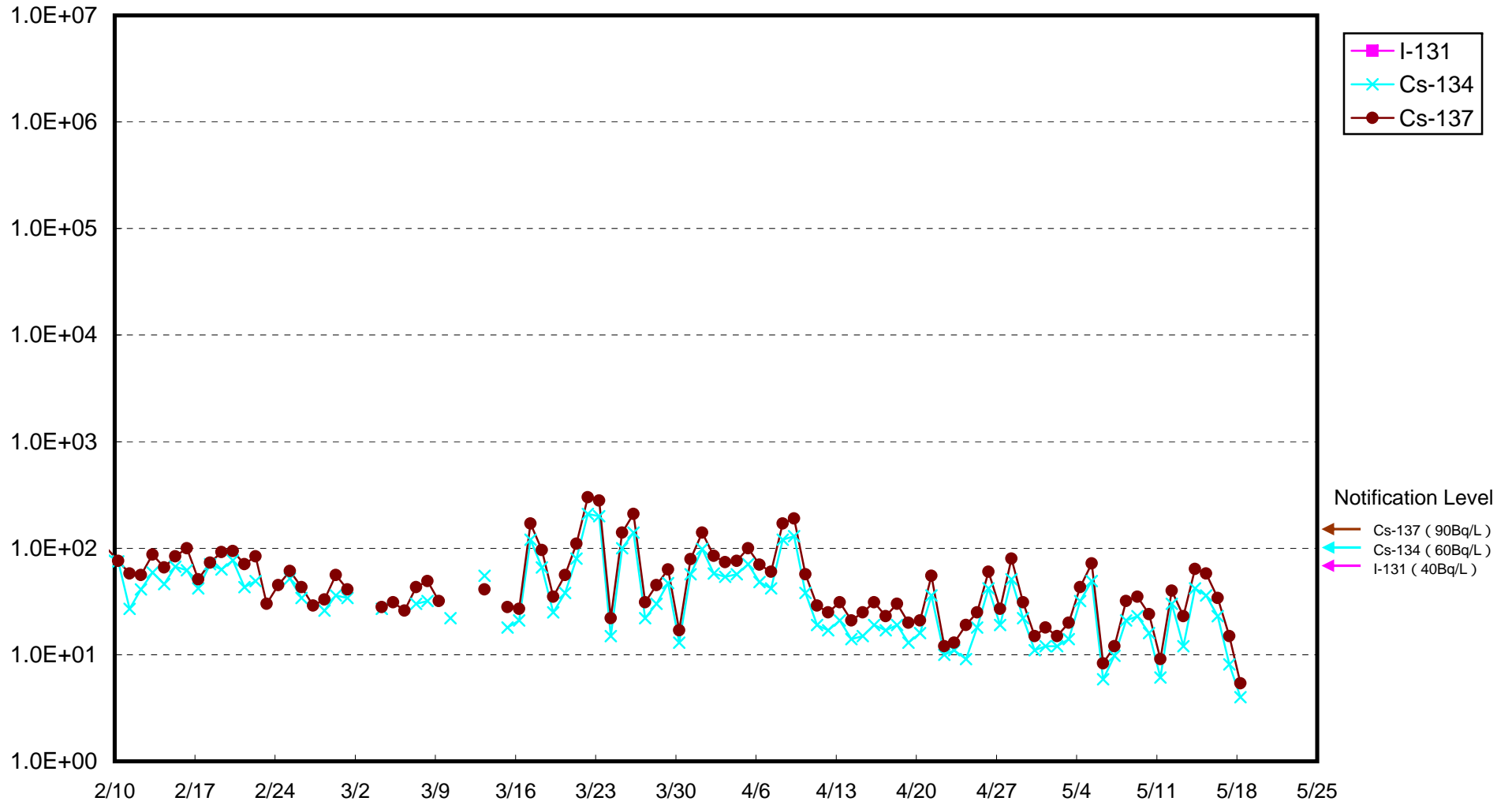
Radioactivity Density of Seawater at the Screen of 1F Unit 2 (Outside the Silt Fence) (Bq/L)



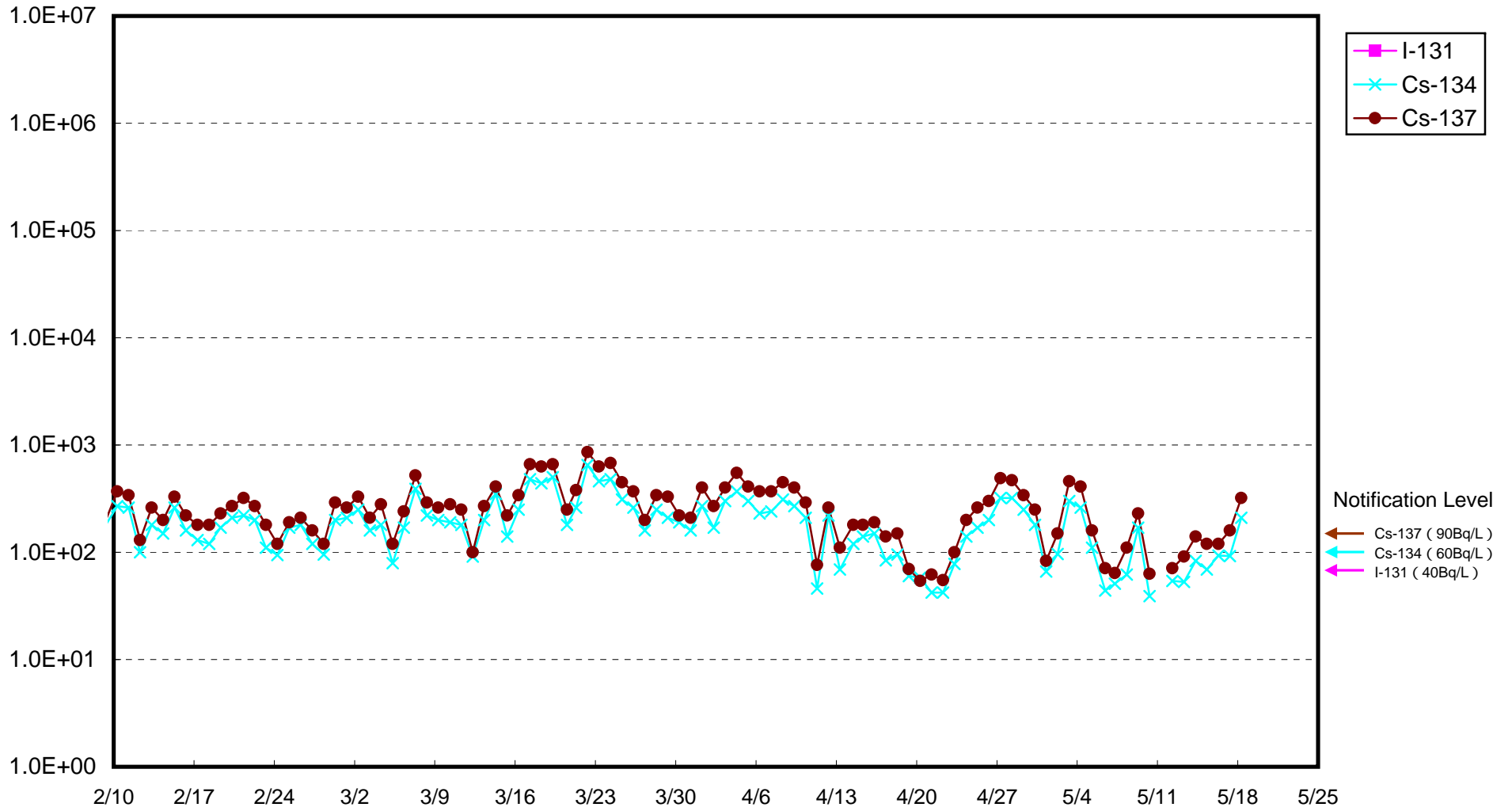
Radioactivity Density of Seawater at the Screen of 1F Unit 2 (Inside the Silt Fence) (Bq/L)



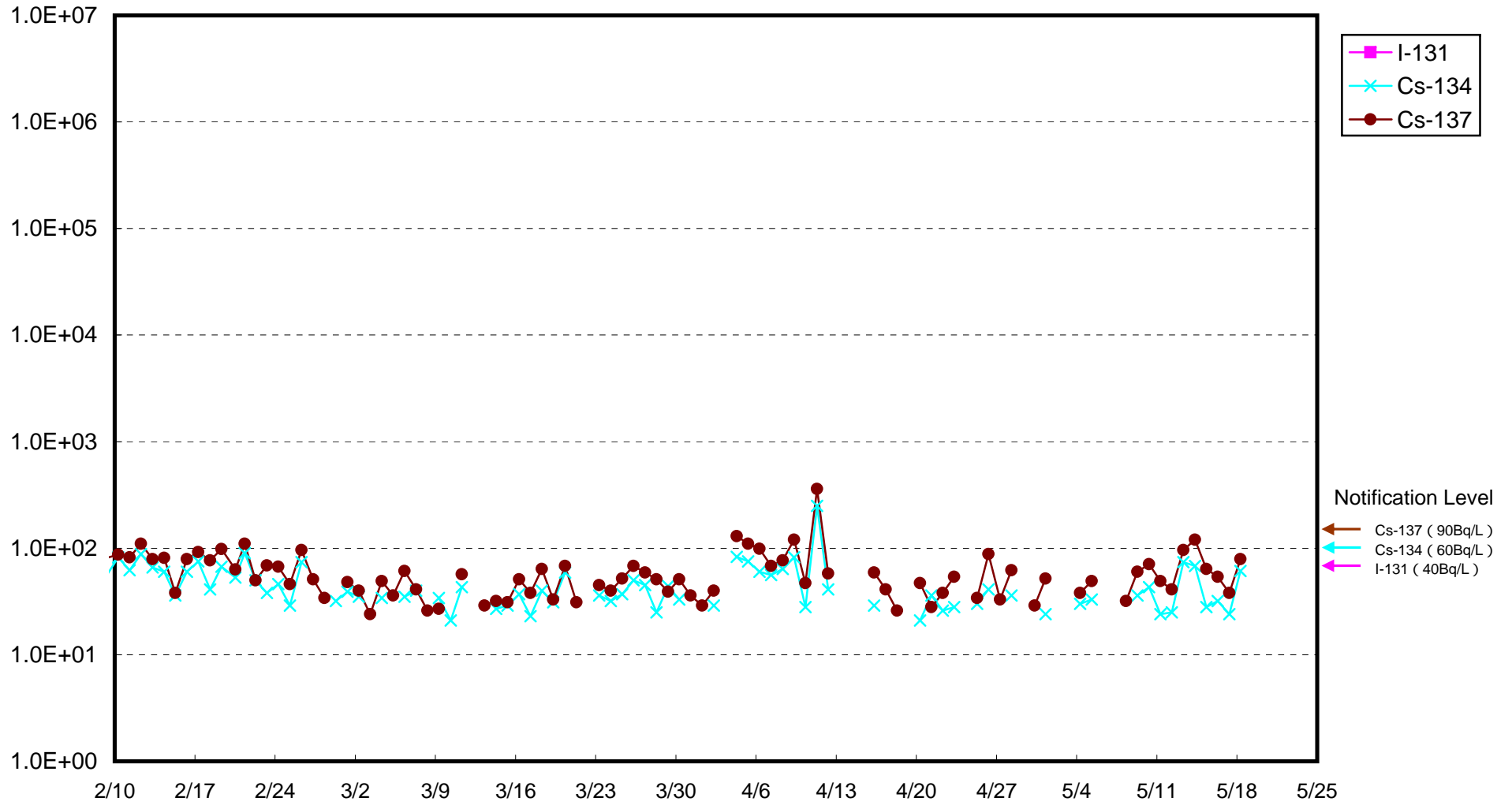
Radioactivity Density of Seawater at the Screen of 1F Unit 3 (Outside the Silt Fence) (Bq/L)



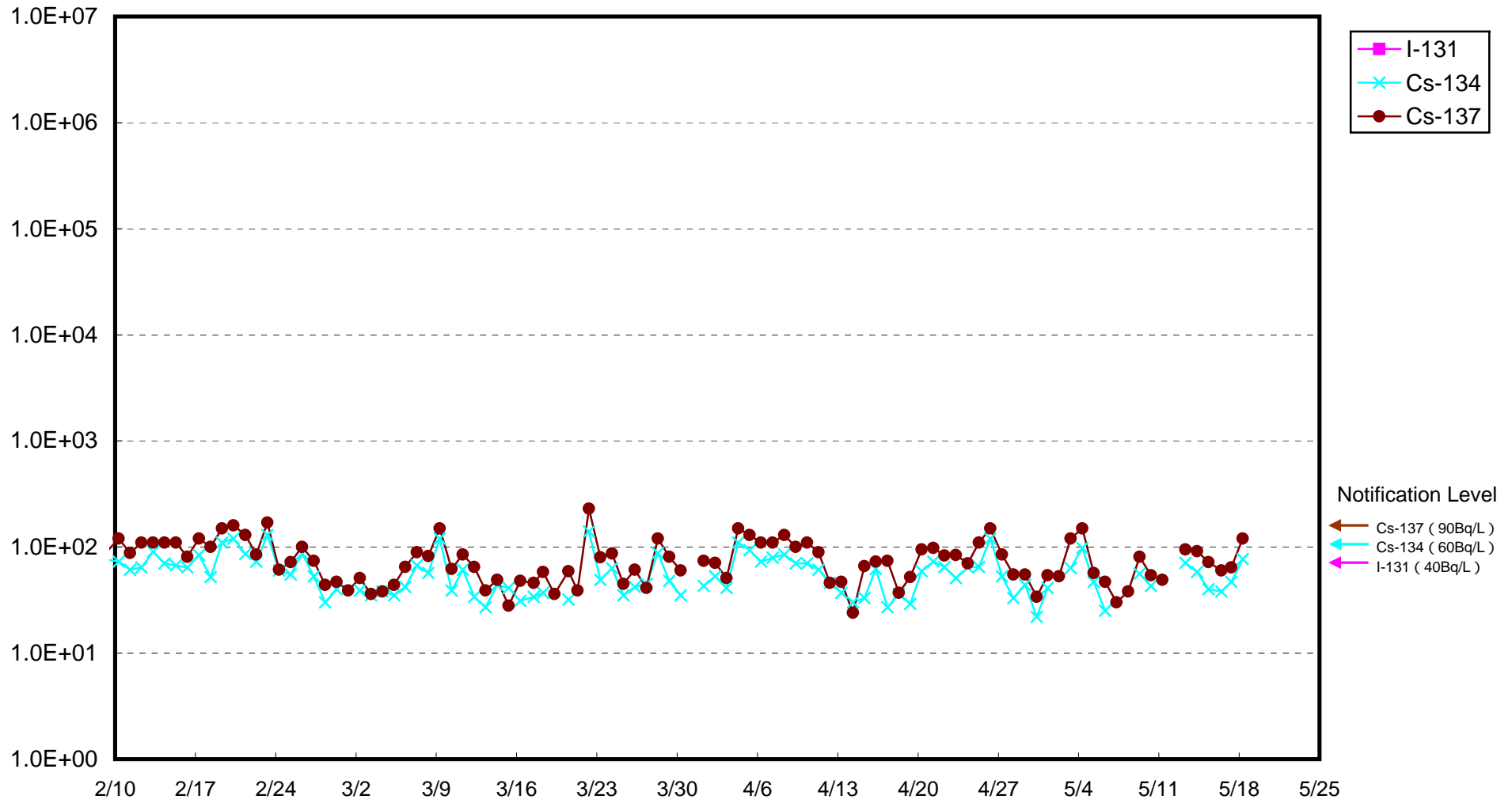
Radioactivity Density of Seawater at the Screen of 1F Unit 3 (Inside the Silt Fence) (Bq/L)



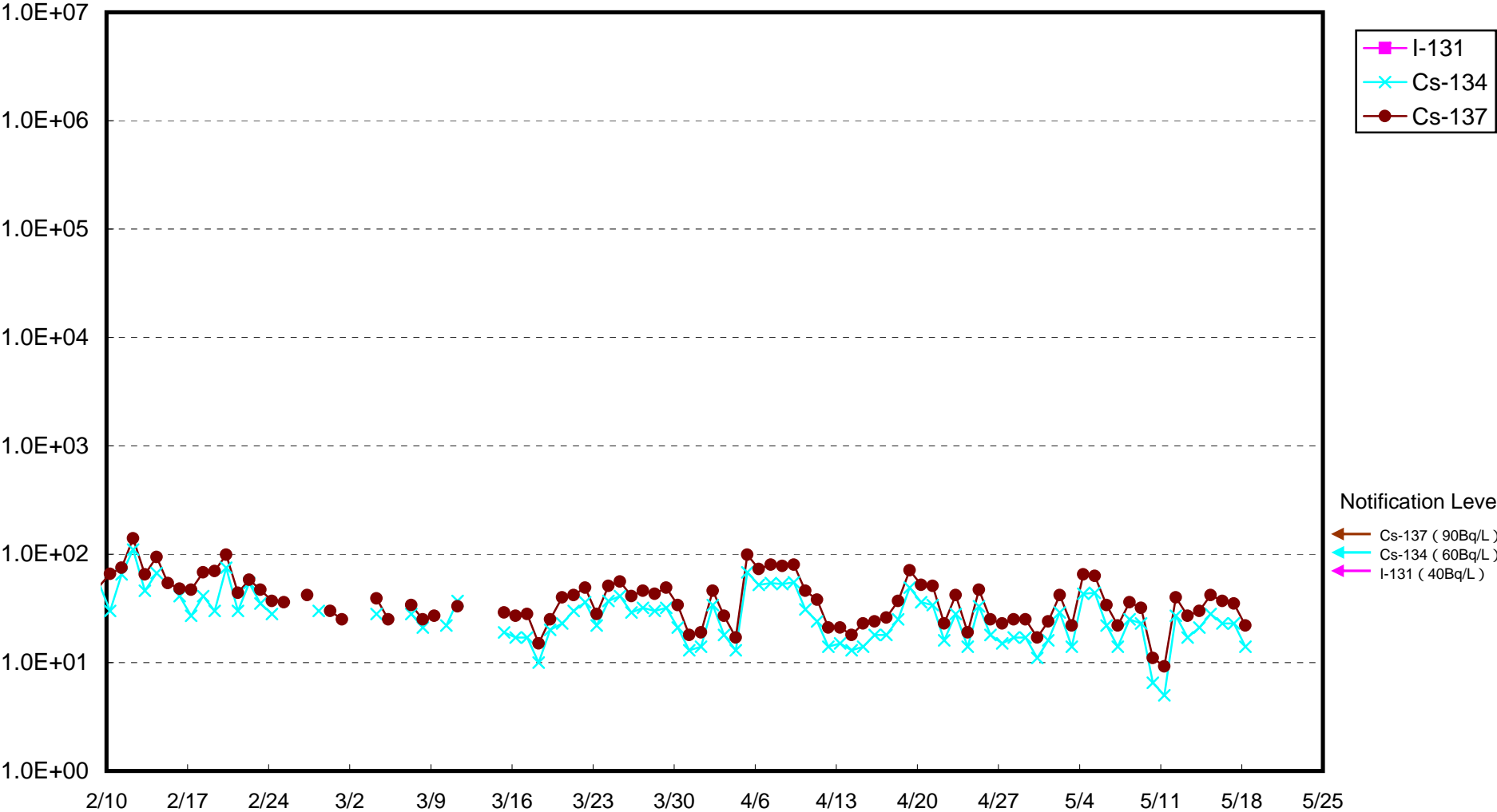
Radioactivity Density of Seawater at the Screen of 1F Unit 4 (Outside the Silt Fence) (Bq/L)



Radioactivity Density of Seawater at the Screen of 1F Unit 4 (Inside the Silt Fence) (Bq/L)



Radioactivity Density of Seawater at the South of Units 1-4
Water Intake of Fukushima Daiichi NPS (Bq/ L)



Radioactive Density of Seawater in Front of Unit 6 Water Intake of Fukushima Daiichi NPS (Bq/L)

