

Reference

Radioactivity Density of Seawater in the port of Fukushima Daiichi NPS < 1/3 >

(Data summarized on April 19)

Place of Sampling	Shallow Draft Quay of 1F				Inside north water intake canal of 1F's Units 1-4				Screen of 1F's Unit 1 (outside the silt fence)		Screen of 1F's Unit 1 (inside the silt fence)		Density limit by the announcement of Reactor Regulation (Bq/L) (the density limit in the water outside of surrounding monitored areas in the section 6 of the appendix 2)
	Time of Sampling	Apr 18, 2012 07:15 am		N/A		Apr 18, 2012 07:21 am		N/A		Apr 18, 2012 07:25 am		Apr 18, 2012 07:30 am	
Detected Nuclides (Half-life)	Density of Sample (Bq/L)	Scaling Factor (/)	Density of Sample (Bq/L)	Scaling Factor (/)	Density of Sample (Bq/L)	Scaling Factor (/)	Density of Sample (Bq/L)	Scaling Factor (/)	Density of Sample (Bq/L)	Scaling Factor (/)	Density of Sample (Bq/L)	Scaling Factor (/)	
I-131 (approx. 8 days)	ND	-	-	-	ND	-	-	-	ND	-	ND	-	40
Cs-134 (approx. 2 years)	6.4	0.11	-	-	15	0.25	-	-	13	0.22	15	0.25	60
Cs-137 (approx. 30 years)	9.7	0.11	-	-	19	0.21	-	-	18	0.20	20	0.22	90

* Density by the announcement of Reactor Regulation is stated with an amount converted from Bq/cm³ to Bq/L.

* Data of other nuclides are under evaluation.

* In the case that two or more kinds of nuclides exist, sum of each scaling factor to the density limit is compared with 1.

* "ND" means the sampled data is below measurable limit.

I-131: approx. 1Bq/L

Please note that these nuclides are sometimes detected even when they are below the limits, contingent on the detector or samples.

Reference

Radioactivity Density of Seawater in the port of Fukushima Daiichi NPS < 2/3 >

(Data summarized on April 19)

Place of Sampling	Screen of 1F's Unit 2 (outside the silt fence)		Screen of 1F's Unit 2 (inside the silt fence)		Screen of 1F's Unit 3 (outside the silt fence)		Screen of 1F's Unit 3 (inside the silt fence)		Screen of 1F's Unit 4 (outside the silt fence)		Screen of 1F's Unit 4 (inside the silt fence)		Density limit by the announcement of Reactor Regulation (Bq/L) (the density limit in the water outside of surrounding monitored areas in the section 6 of the appendix 2)
Time of Sampling	Apr 18, 2012 07:34 am		Apr 18, 2012 07:37 am		Apr 18, 2012 07:41 am		Apr 18, 2012 07:46 am		Apr 18, 2012 07:41 am		Apr 18, 2012 07:46 am		
Detected Nuclides (Half-life)	Density of Sample (Bq/L)	Scaling Factor (/)	Density of Sample (Bq/L)	Scaling Factor (/)	Density of Sample (Bq/L)	Scaling Factor (/)	Density of Sample (Bq/L)	Scaling Factor (/)	Density of Sample (Bq/L)	Scaling Factor (/)	Density of Sample (Bq/L)	Scaling Factor (/)	
I-131 (approx. 8 days)	ND	-	ND	-	ND	-	ND	-	ND	-	ND	-	40
Cs-134 (approx. 2 years)	12	0.20	46	0.77	19	0.32	95	1.6	ND	-	36	0.60	60
Cs-137 (approx. 30 years)	20	0.22	64	0.71	30	0.33	150	1.7	26	0.29	37	0.41	90

* Density by the announcement of Reactor Regulation is stated with an amount converted from Bq/cm3 to Bq/L.

* Data of other nuclides are under evaluation.

* In the case that two or more kinds of nuclides exist, sum of each scaling factor to the density limit is compared with 1.

* "ND" means the sampled data is below measurable limit.

I-131: approx. 10Bq/L, Cs-134: approx. 20Bq/L

Please note that these nuclides are sometimes detected even when they are below the limits, contingent on the detector or samples.

Reference

Radioactivity Density of Seawater in the port of Fukushima Daiichi NPS < 3/3 >

(Data summarized on April 19)

Place of Sampling	Inside the south of 1F's Units 1-4 Water Intake Canal		Port entrance of Fukushima Daiichi NPS		In front of the water intake canal of 1F's Unit 6								Density limit by the announcement of Reactor Regulation (Bq/L) (the density limit in the water outside of surrounding monitored areas in the section 6 of the appendix 2)
	Density of Sample (Bq/L)	Scaling Factor (/)	Density of Sample (Bq/L)	Scaling Factor (/)	Density of Sample (Bq/L)	Scaling Factor (/)	Density of Sample (Bq/L)	Scaling Factor (/)	Density of Sample (Bq/L)	Scaling Factor (/)	Density of Sample (Bq/L)	Scaling Factor (/)	
Time of Sampling	Apr 18, 2012 07:50 am		N/A		N/A								
Detected Nuclides (Half-life)	Density of Sample (Bq/L)	Scaling Factor (/)	Density of Sample (Bq/L)	Scaling Factor (/)	Density of Sample (Bq/L)	Scaling Factor (/)	Density of Sample (Bq/L)	Scaling Factor (/)	Density of Sample (Bq/L)	Scaling Factor (/)	Density of Sample (Bq/L)	Scaling Factor (/)	
I-131 (approx. 8 days)	ND	-	-	-	-	-							40
Cs-134 (approx. 2 years)	25	0.42	-	-	-	-							60
Cs-137 (approx. 30 years)	37	0.41	-	-	-	-							90

* Density by the announcement of Reactor Regulation is stated with an amount converted from Bq/cm3 to Bq/L.

* Data of other nuclides are under evaluation.

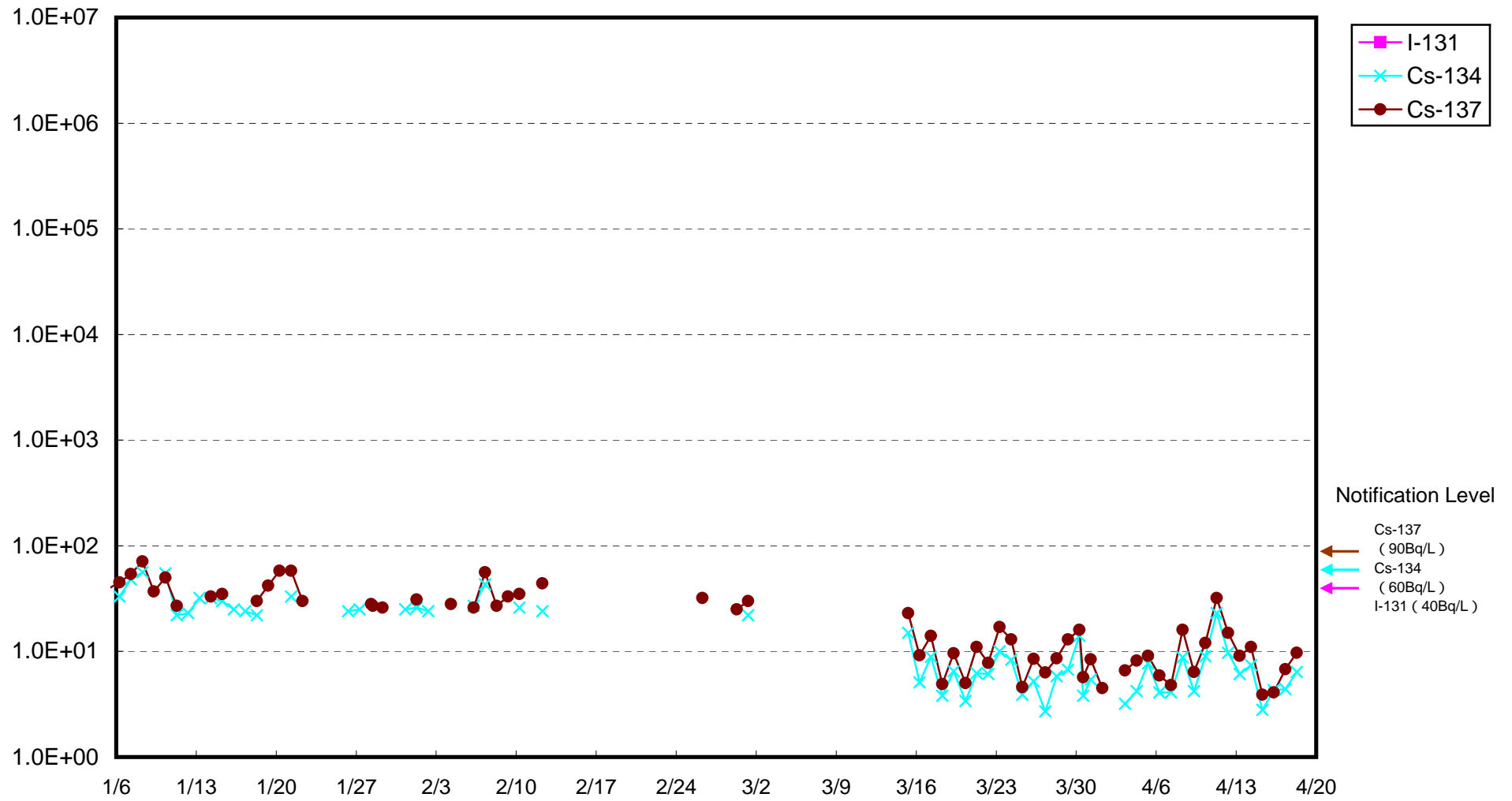
* In the case that two or more kinds of nuclides exist, sum of each scaling factor to the density limit is compared with 1.

* "ND" means the sampled data is below measurable limit.

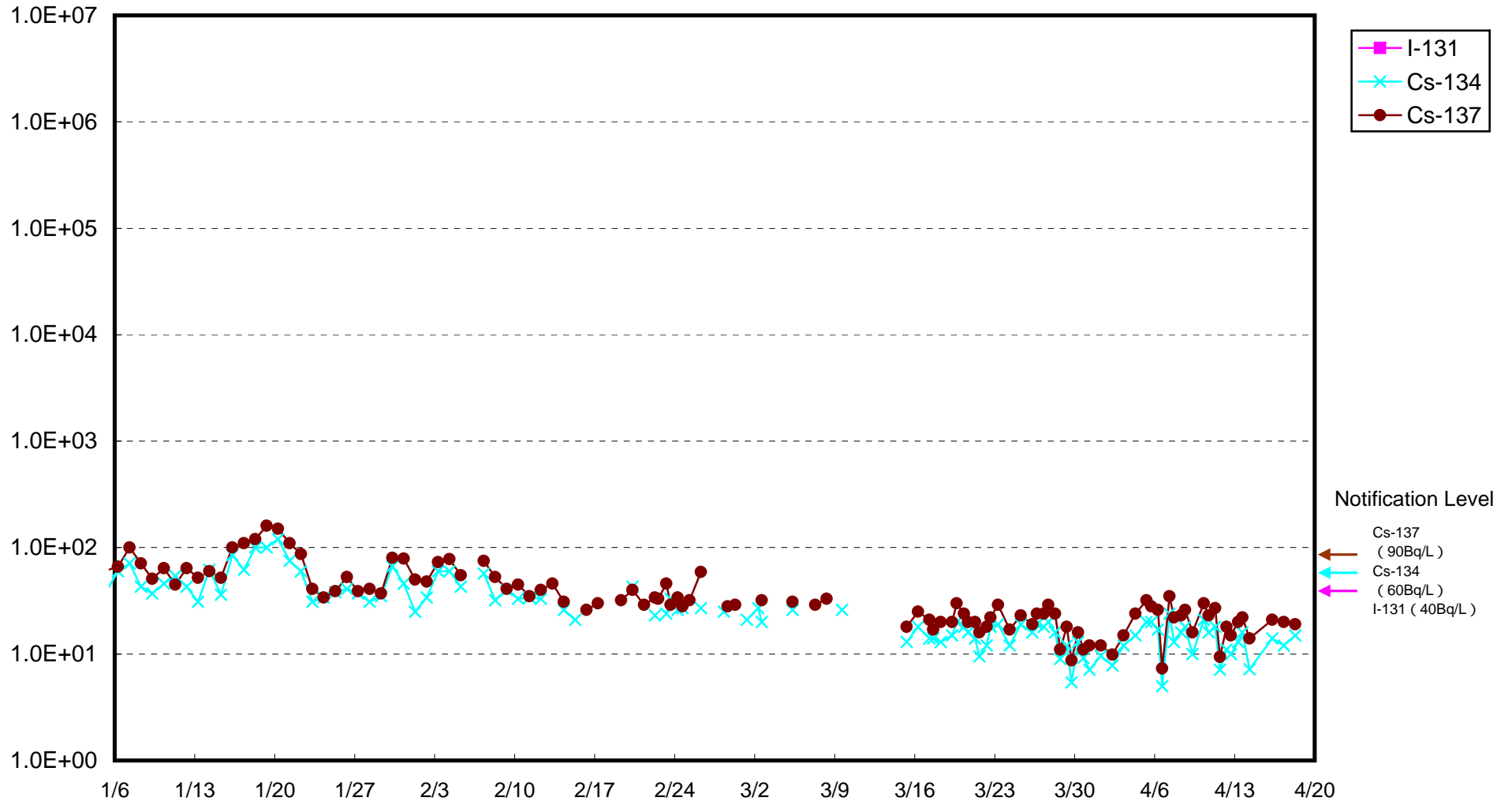
I-131: approx. 1Bq/L

Please note that these nuclides are sometimes detected even when they are below the limits, contingent on the detector or samples.

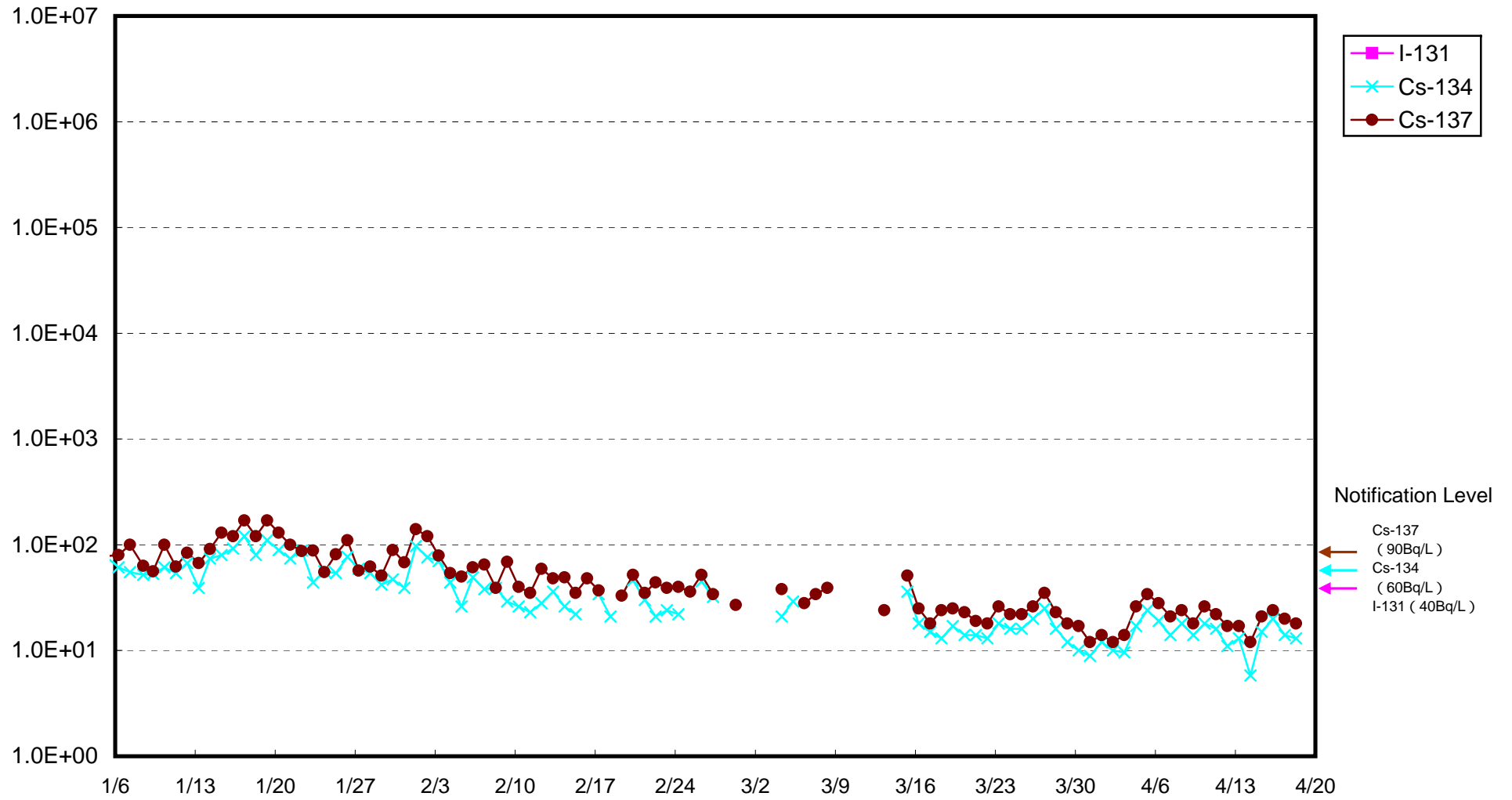
Radioactivity Density of Seawater in front of Shallow Draft Quay of 1F (Bq/L)



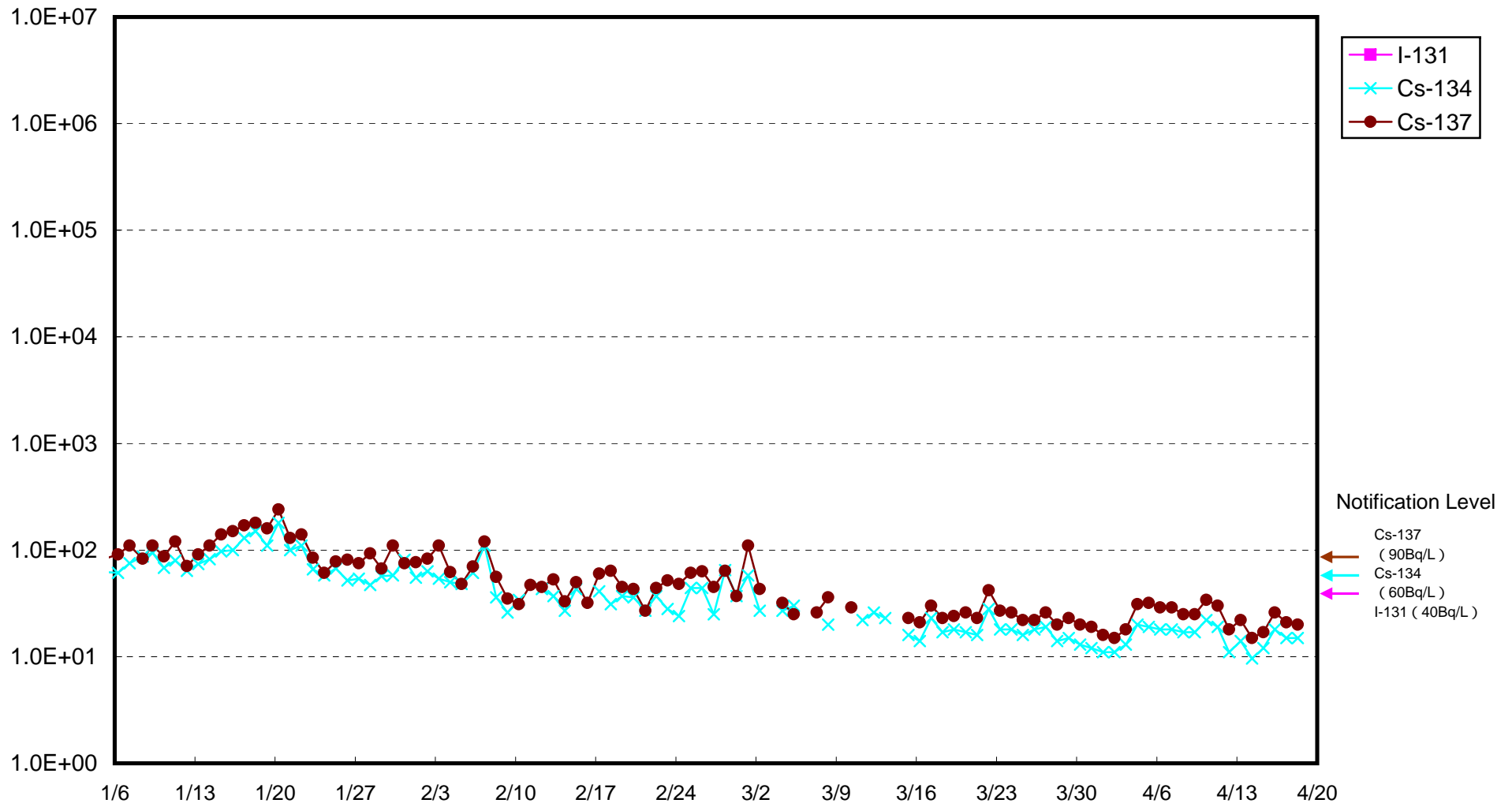
Radioactivity Density of Seawater at the North of Units 1 to 4 Water Intake of Fukushima Daiichi NPS (Bq/L)



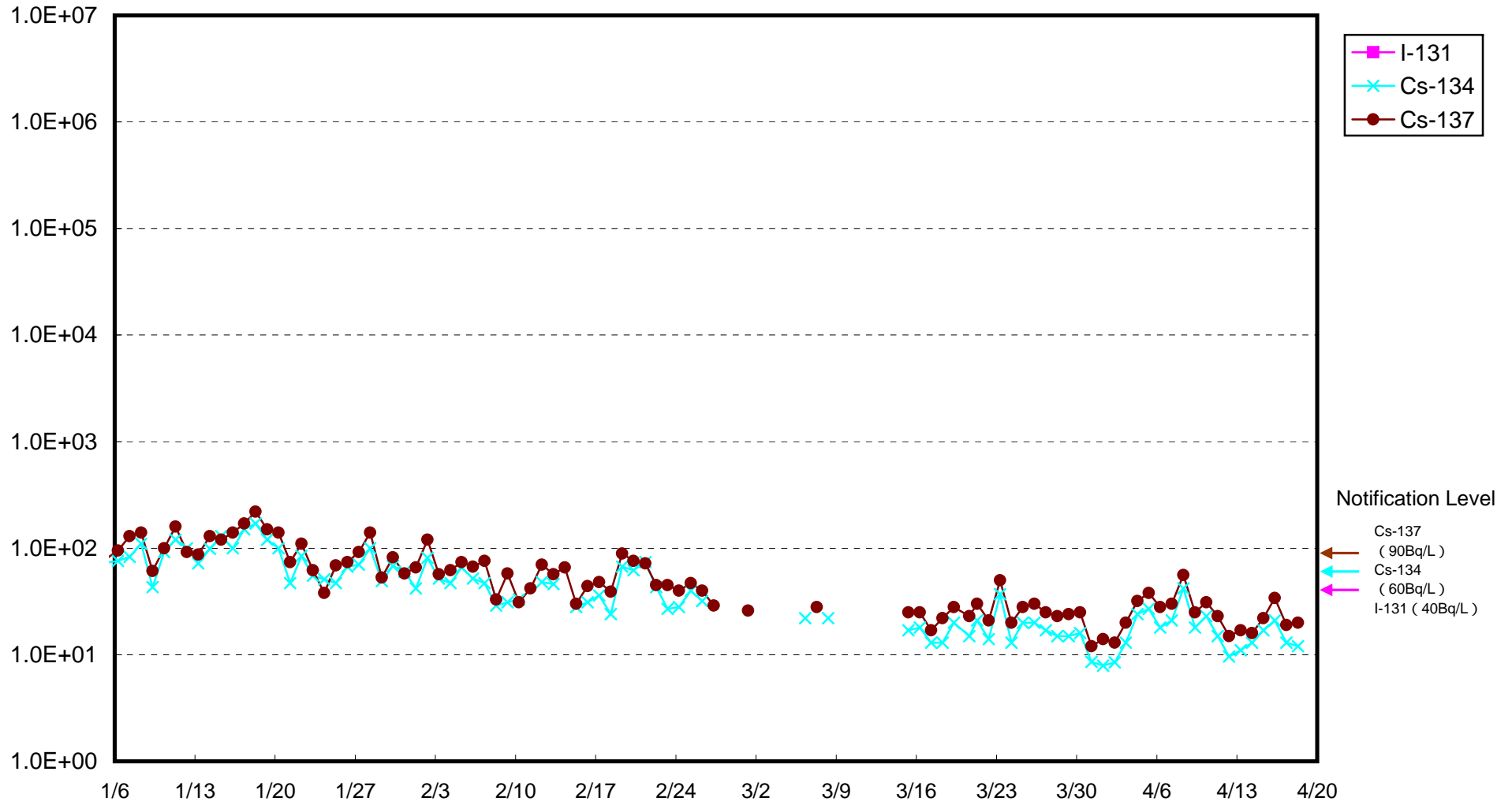
Radioactivity Density of Seawater at Screen of 1F's Unit 1 (outside the silt fence) (Bq/L)



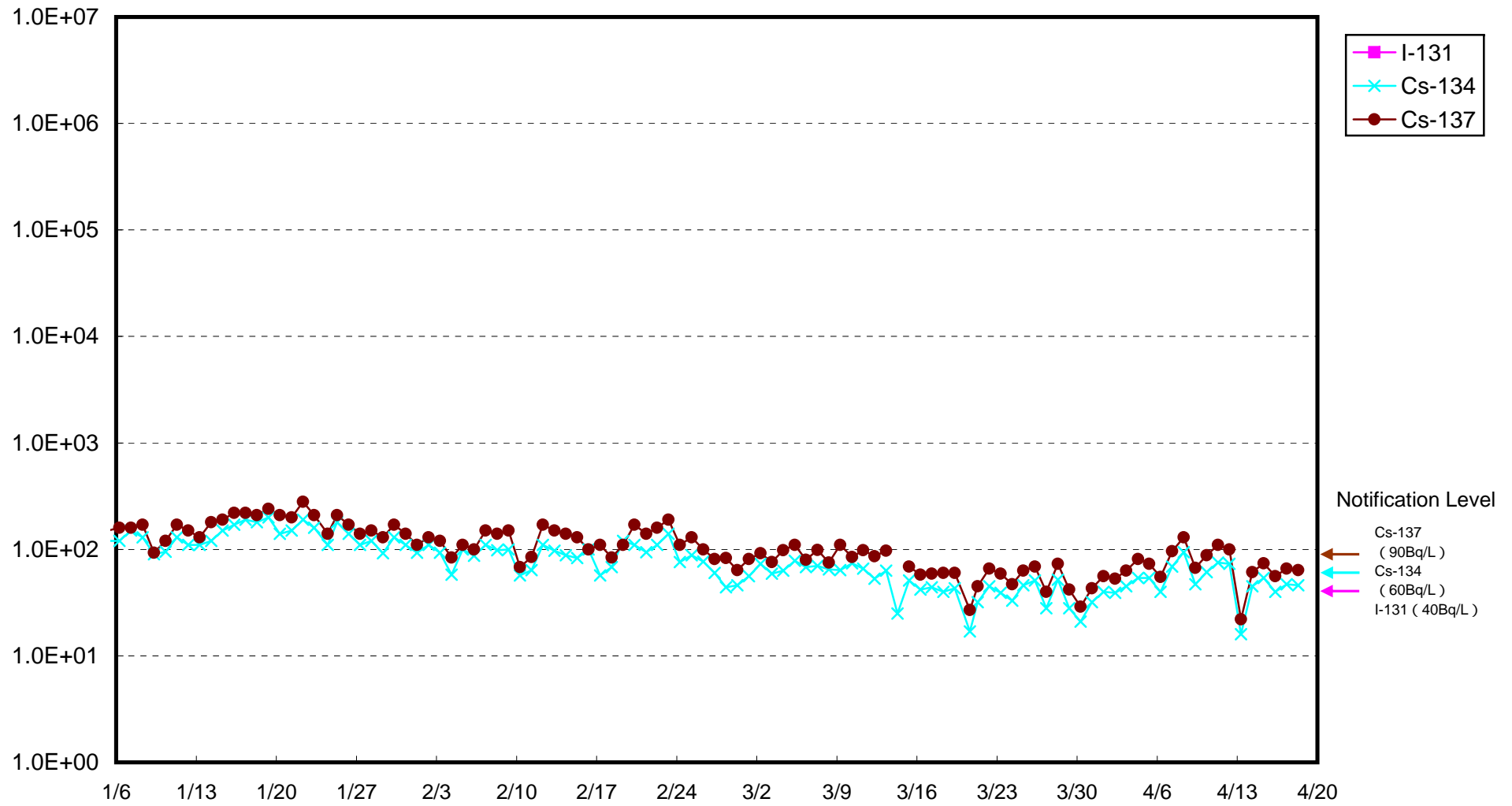
Radioactivity Density of Seawater at Screen of 1F's Unit 1 (inside the silt fence) (Bq/L)



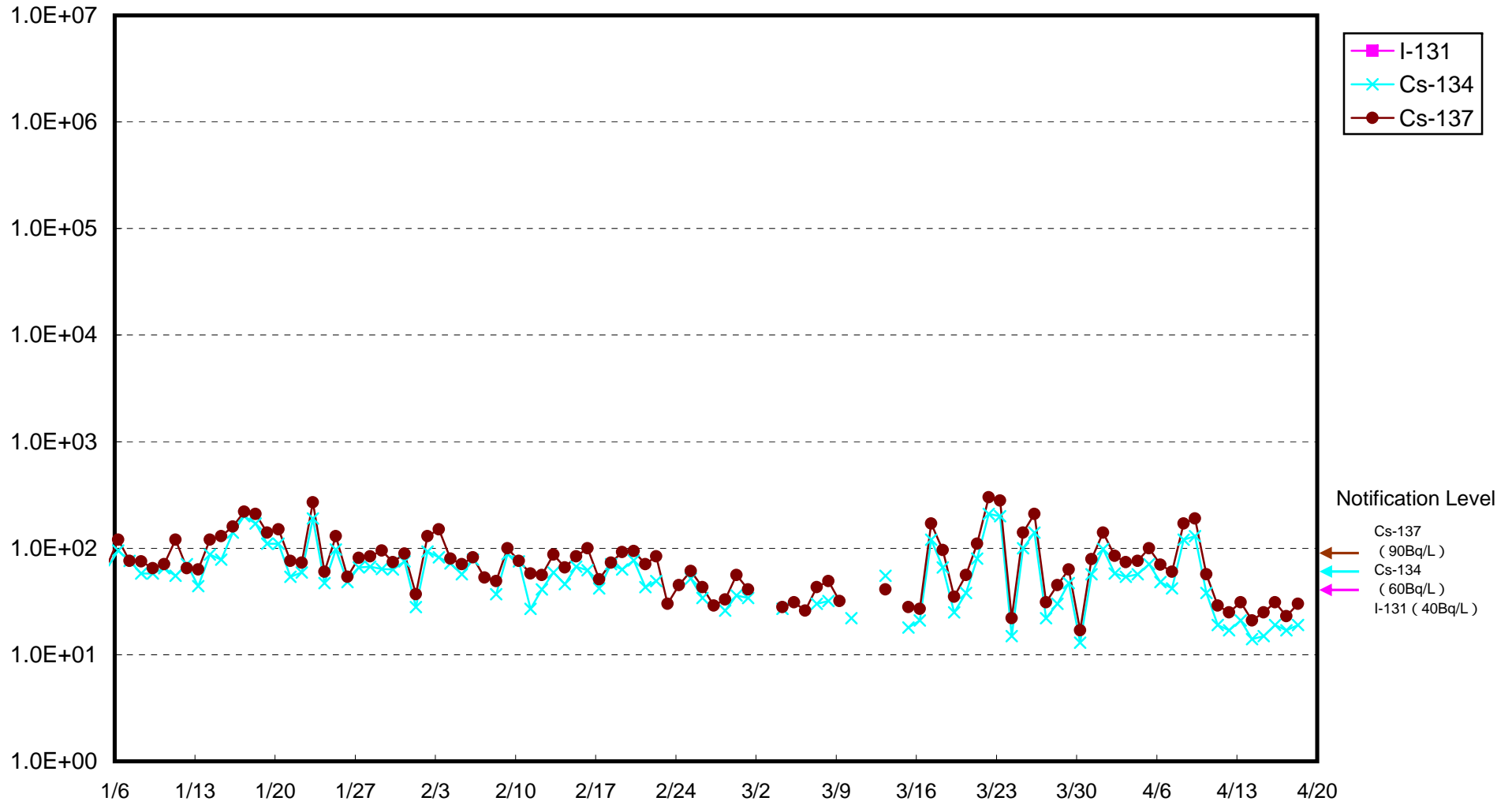
Radioactivity Density of Seawater at Screen of 1F's Unit 2 (outside the silt fence) (Bq/L)



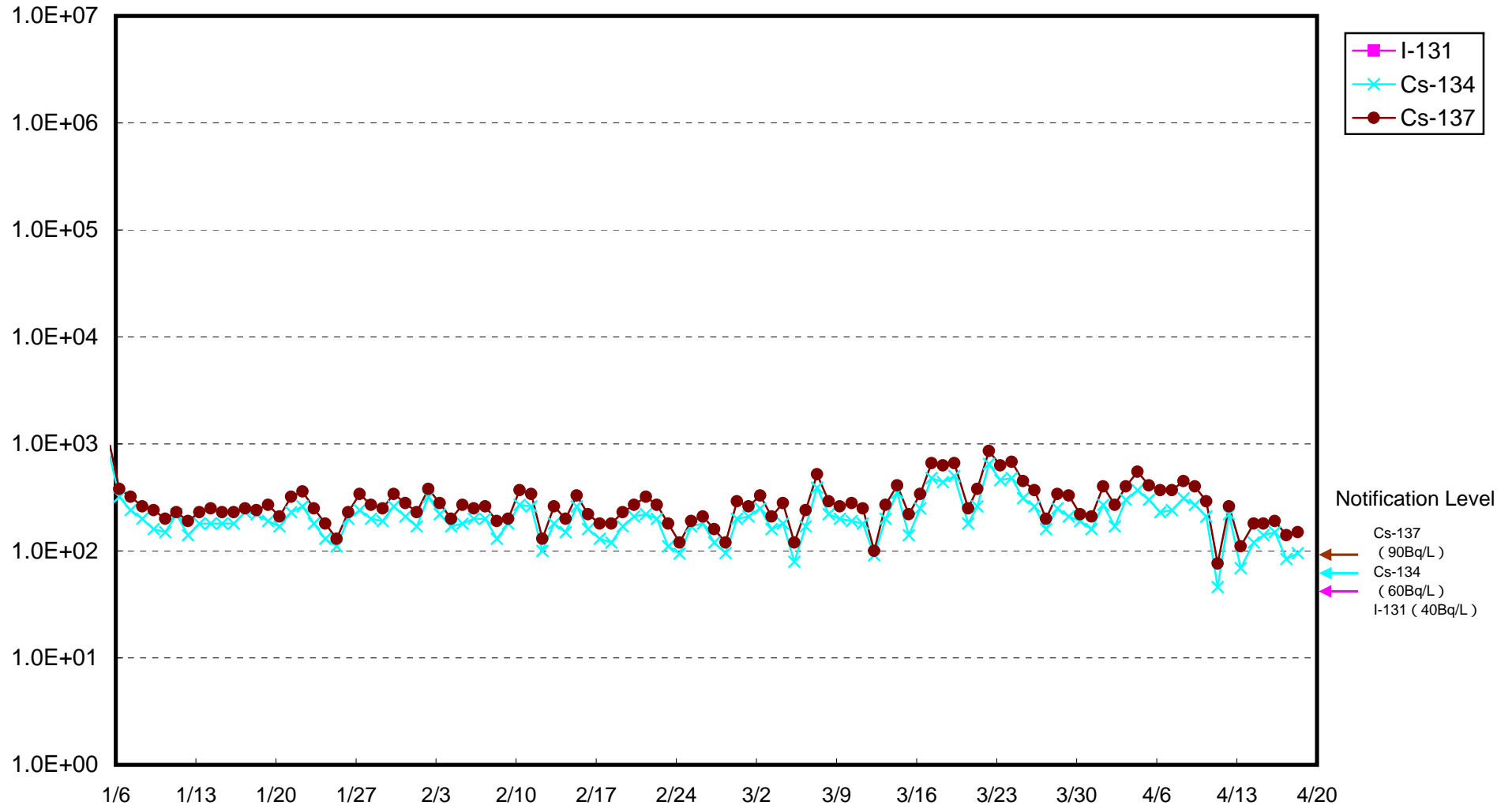
Radioactivity Density of Seawater at Screen of 1F's Unit 2 (inside the silt fence) (Bq/L)



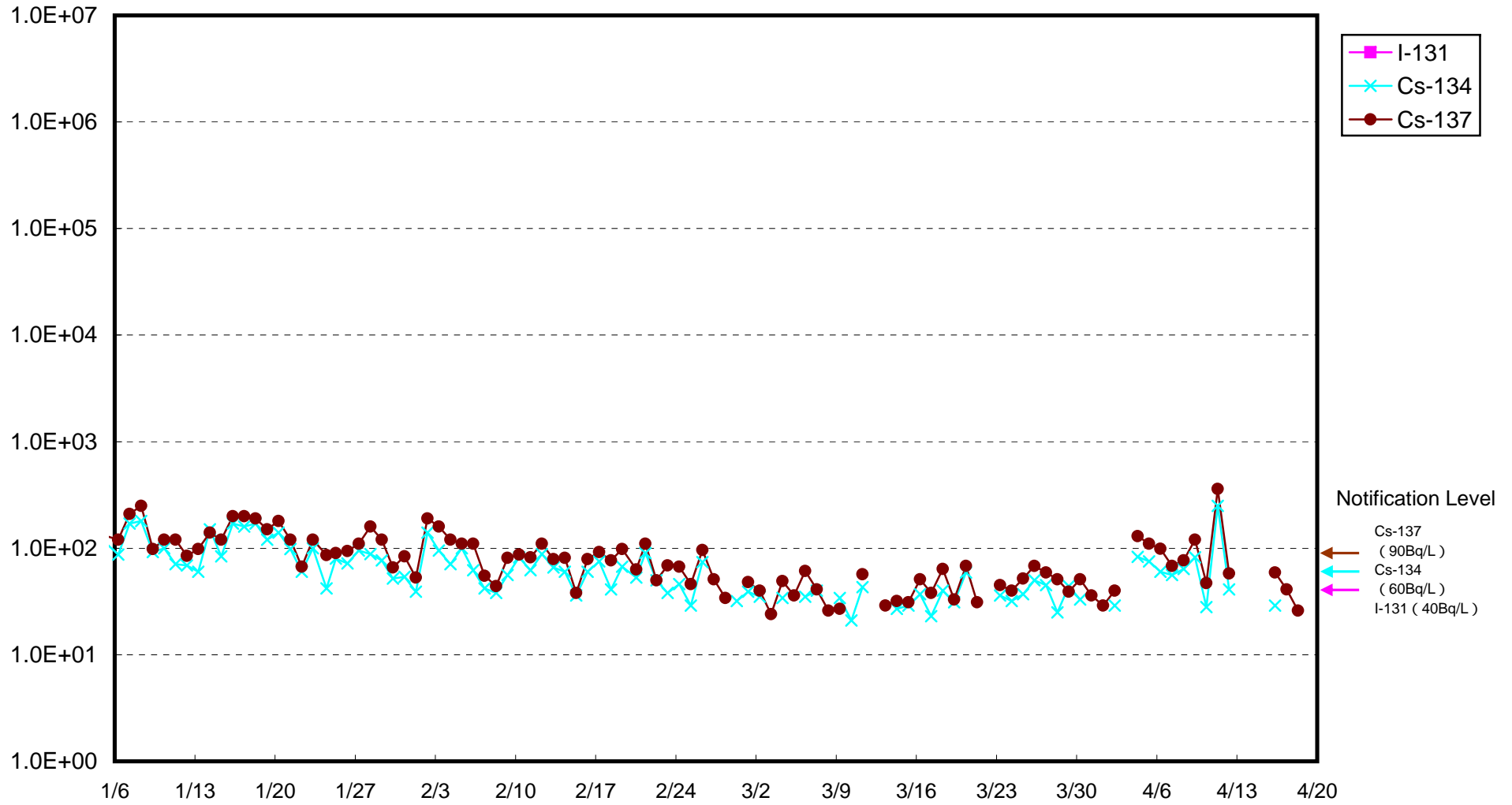
Radioactivity Density of Seawater at Screen of 1F's Unit 3 (outside the silt fence) (Bq/L)



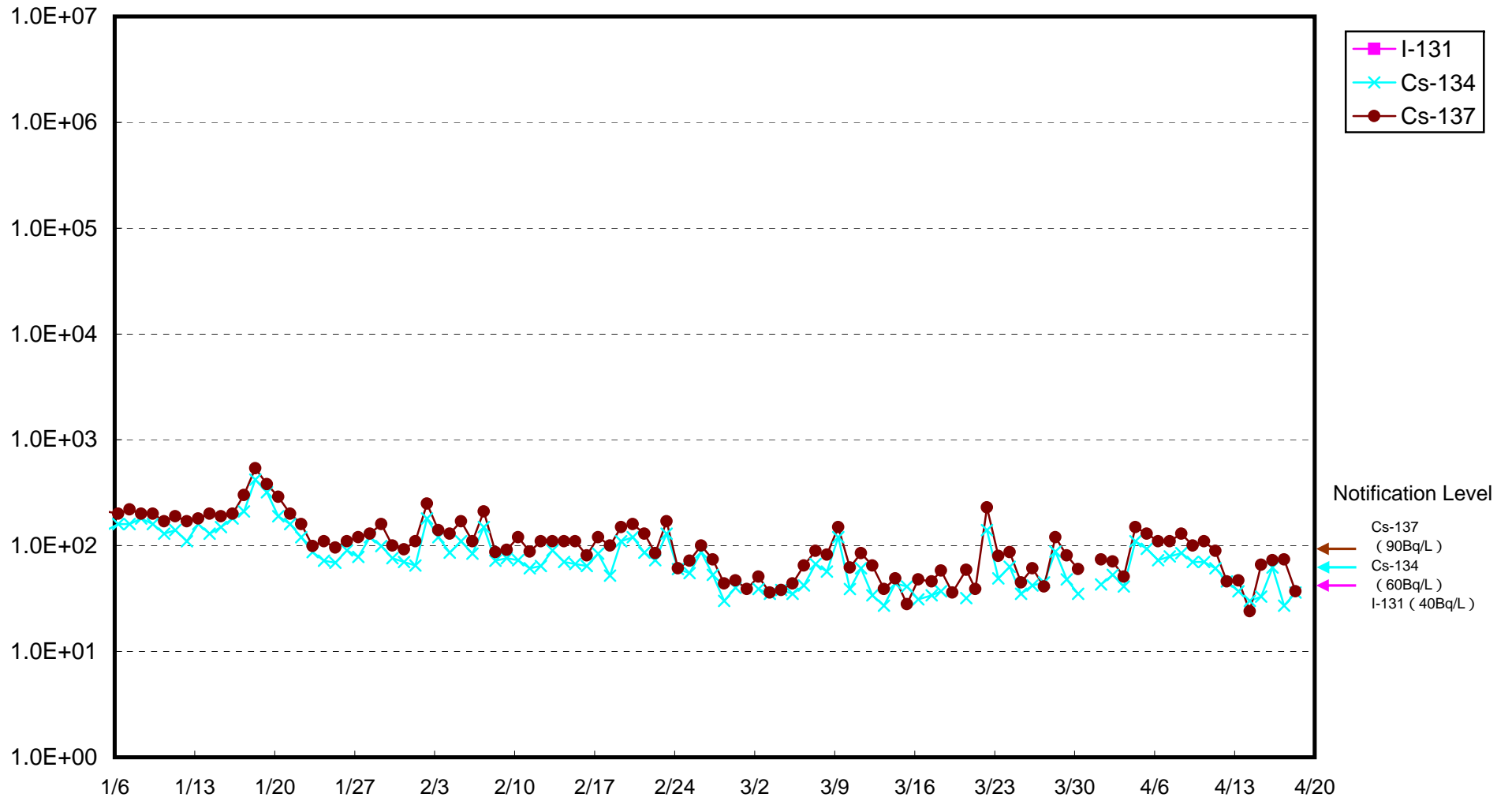
Radioactivity Density of Seawater at Screen of 1F's Unit 3 (inside the silt fence) (Bq/L)



Radioactivity Density of Seawater at Screen of 1F's Unit 4 (outside the silt fence) (Bq/L)



Radioactivity Density of Seawater at Screen of 1F's Unit 4 (inside the silt fence) (Bq/L)



Radioactivity Density of Seawater at the South of Units 1-4 Water Intake of Fukushima Daiichi NPS
(Bq/ L)

