

| |
|-----------|
| Reference |
|-----------|

Nuclide Analysis Results of Radioactive Materials in Seawater
Fukushima Daiichi Nuclear Power Station; the shallow draft quay, Unit 1-4 screen, and the water intake canal of Units 1-4 < 1/3 >

(Data summarized on January 17)

| Place of Sampling | Shallow Draft Quay of 1F | | | | Inside north water intake canal of 1F's Units 1-4 | | Screen of 1F's Unit 1 (outside the silt fence) | | Screen of 1F's Unit 1 (inside the silt fence) | | Screen of 1F's Unit 2 (outside the silt fence) | | Density limit by the announcement of Reactor Regulation (Bq/L) (the density limit in the water outside of surrounding monitored areas in the section 6 of the appendix 2) |
|-------------------------------|--------------------------|----------------------|--------------------------|----------------------|---|----------------------|--|----------------------|---|----------------------|--|----------------------|--|
| | Jan 16, 2012 07:05 am | | Jan 16, 2012 02:05 pm | | Jan 16, 2012 07:10 am | | Jan 16, 2012 07:20 am | | Jan 16, 2012 07:22 am | | Jan 16, 2012 07:27 am | | |
| Detected Nuclides (Half-life) | Density of Sample (Bq/L) | Scaling Factor (/) | Density of Sample (Bq/L) | Scaling Factor (/) | Density of Sample (Bq/L) | Scaling Factor (/) | Density of Sample (Bq/L) | Scaling Factor (/) | Density of Sample (Bq/L) | Scaling Factor (/) | Density of Sample (Bq/L) | Scaling Factor (/) | |
| I-131 (about 8 days) | ND | - | ND | - | ND | - | ND | - | ND | - | ND | - | 40 |
| Cs-134 (about 2 years) | 25 | 0.42 | ND | - | 85 | 1.4 | 92 | 1.5 | 100 | 1.7 | 100 | 1.7 | 60 |
| Cs-137 (about 30 years) | ND | - | ND | - | 100 | 1.1 | 120 | 1.3 | 150 | 1.7 | 140 | 1.6 | 90 |

* Density by the announcement of Reactor Regulation is stated with an amount converted from Bq/cm³ to Bq/L.

* Data of other nuclides are under evaluation.

* In the case that two or more kinds of nuclides exist, sum of each scaling factor to the density limit is compared with 1.

* "ND" means the sampled data is below measurable limit.

I-131: approx. 12Bq/L, Cs-134: approx. 24Bq/L, Cs-137: approx. 27Bq/L

Please note that these nuclides are sometimes detected even when they are below the limits, contingent on the detector or samples.

| |
|-----------|
| Reference |
|-----------|

Nuclide Analysis Results of Radioactive Materials in Seawater
Fukushima Daiichi Nuclear Power Station; the shallow draft quay, Unit 1-4 screen, and the water intake canal of Units 1-4 < 2/3 >

(Data summarized on January 17)

| Place of Sampling | Screen of 1F's Unit 2 (inside the silt fence) | | Screen of 1F's Unit 3 (outside the silt fence) | | Screen of 1F's Unit 3 (inside the silt fence) | | Screen of 1F's Unit 4 (outside the silt fence) | | Screen of 1F's Unit 4 (inside the silt fence) | | Inside the south of 1F's Units 1-4 Water Intake Canal | | Density limit by the announcement of Reactor Regulation (Bq/L) (the density limit in the water outside of surrounding monitored areas in the section 6 of the appendix 2) |
|----------------------------------|--|----------------------------|---|----------------------------|--|----------------------------|---|----------------------------|--|----------------------------|---|----------------------------|---|
| Time of Sampling | Jan 16, 2012 07:29 am | | Jan 16, 2012 07:35 am | | Jan 16, 2012 07:39 am | | Jan 16, 2012 07:42 am | | Jan 16, 2012 07:44 am | | Jan 16, 2012 07:48 am | | |
| Detected Nuclides (Half-life) | Density of Sample (Bq/L) | Scaling Factor (/) | Density of Sample (Bq/L) | Scaling Factor (/) | Density of Sample (Bq/L) | Scaling Factor (/) | Density of Sample (Bq/L) | Scaling Factor (/) | Density of Sample (Bq/L) | Scaling Factor (/) | Density of Sample (Bq/L) | Scaling Factor (/) | |
| I-131 (about 8 days) | ND | - | ND | - | ND | - | ND | - | ND | - | ND | - | 40 |
| Cs-134 (about 2 years) | 170 | 2.8 | 140 | 2.3 | 180 | 3.0 | 170 | 2.8 | 180 | 3.0 | 170 | 2.8 | 60 |
| Cs-137 (about 30 years) | 220 | 2.4 | 160 | 1.8 | 230 | 2.6 | 200 | 2.2 | 200 | 2.2 | 250 | 2.8 | 90 |

* Density by the announcement of Reactor Regulation is stated with an amount converted from Bq/cm³ to Bq/L.

* Data of other nuclides are under evaluation.

* In the case that two or more kinds of nuclides exist, sum of each scaling factor to the density limit is compared with 1.

* "ND" means the sampled data is below measurable limit.

I-131: approx. 16Bq/L

Please note that these nuclides are sometimes detected even when they are below the limits, contingent on the detector or samples.

Nuclide Analysis Results of Radioactive Materials in Seawater
Fukushima Daiichi Nuclear Power Station; the shallow draft quay, Unit 1-4 screen, and the water intake canal of Units 1-4 < 3/3 >

(Data summarized on January 17)

| Place of Sampling | Port Entrance | | | | | | | | | | | | Density limit by the announcement of Reactor Regulation (Bq/L) (the density limit in the water outside of surrounding monitored areas in the section 6 of the appendix 2) |
|-------------------------------|--------------------------|----------------------|--------------------------|----------------------|--------------------------|----------------------|--------------------------|----------------------|--------------------------|----------------------|--------------------------|----------------------|--|
| Time of Sampling | 16-Jan-12 02:05 pm | | | | | | | | | | | | |
| Detected Nuclides (Half-life) | Density of Sample (Bq/L) | Scaling Factor (/) | Density of Sample (Bq/L) | Scaling Factor (/) | Density of Sample (Bq/L) | Scaling Factor (/) | Density of Sample (Bq/L) | Scaling Factor (/) | Density of Sample (Bq/L) | Scaling Factor (/) | Density of Sample (Bq/L) | Scaling Factor (/) | |
| I-131 (about 8 days) | ND | - | | | | | | | | | | | 40 |
| Cs-134 (about 2 years) | 7.3 | 0.12 | | | | | | | | | | | 60 |
| Cs-137 (about 30 years) | 6.2 | 0.07 | | | | | | | | | | | 90 |

* Density by the announcement of Reactor Regulation is stated with an amount converted from Bq/cm³ to Bq/L.

* Data of other nuclides are under evaluation.

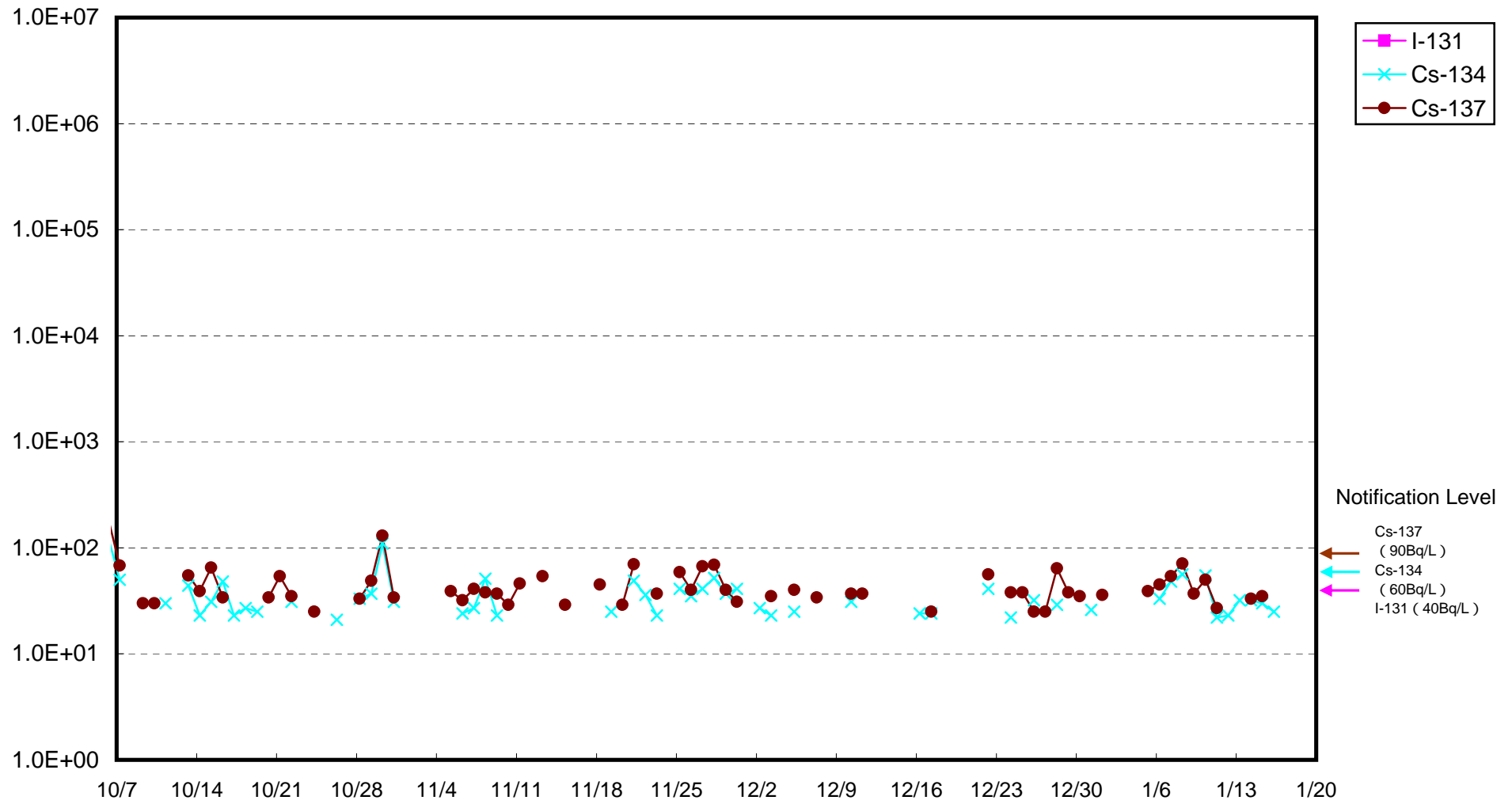
* In the case that two or more kinds of nuclides exist, sum of each scaling factor to the density limit is compared with 1.

* "ND" means the sampled data is below measurable limit.

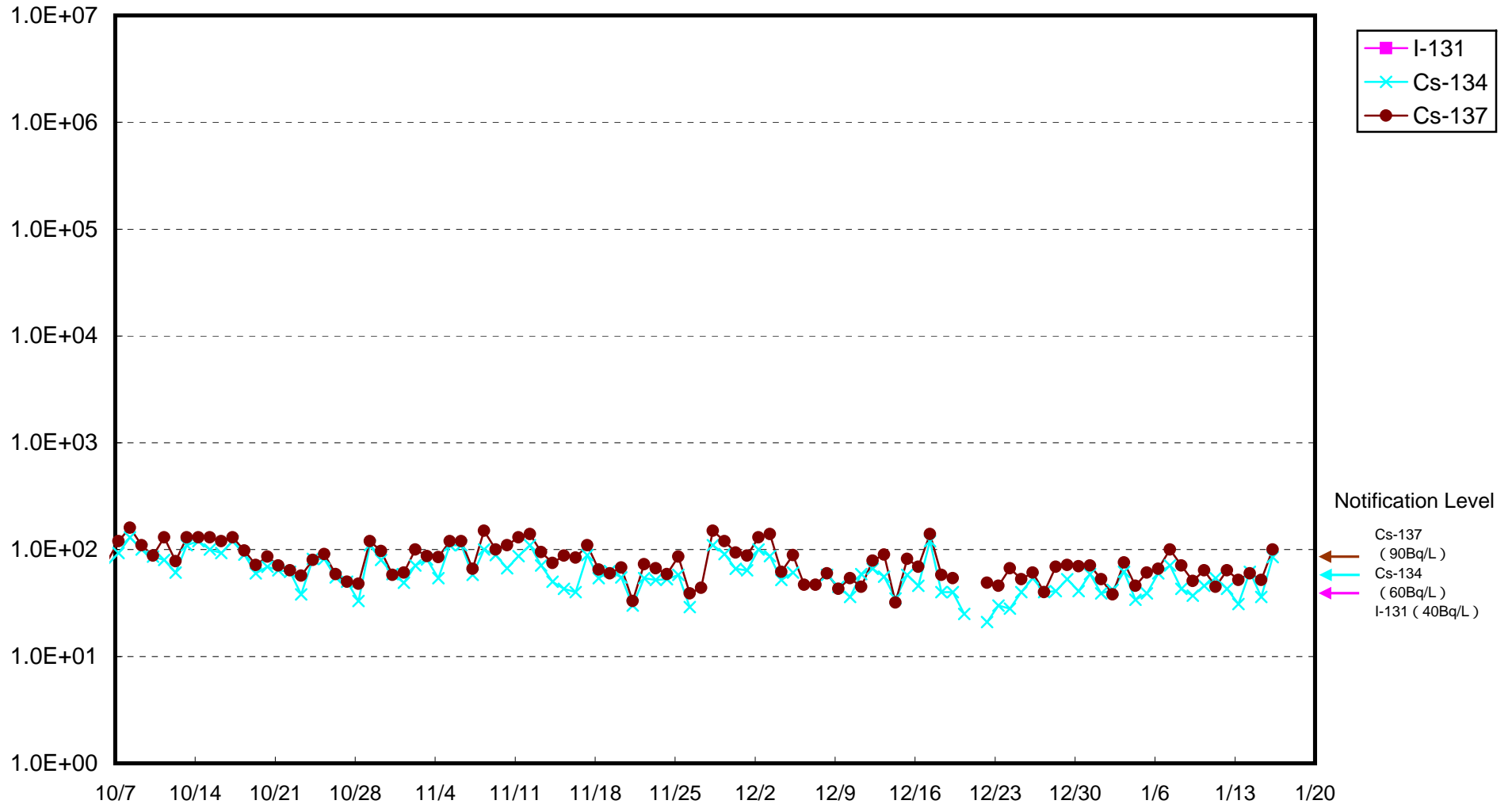
I-131: approx. 2Bq/L

Please note that these nuclides are sometimes detected even when they are below the limits, contingent on the detector or samples.

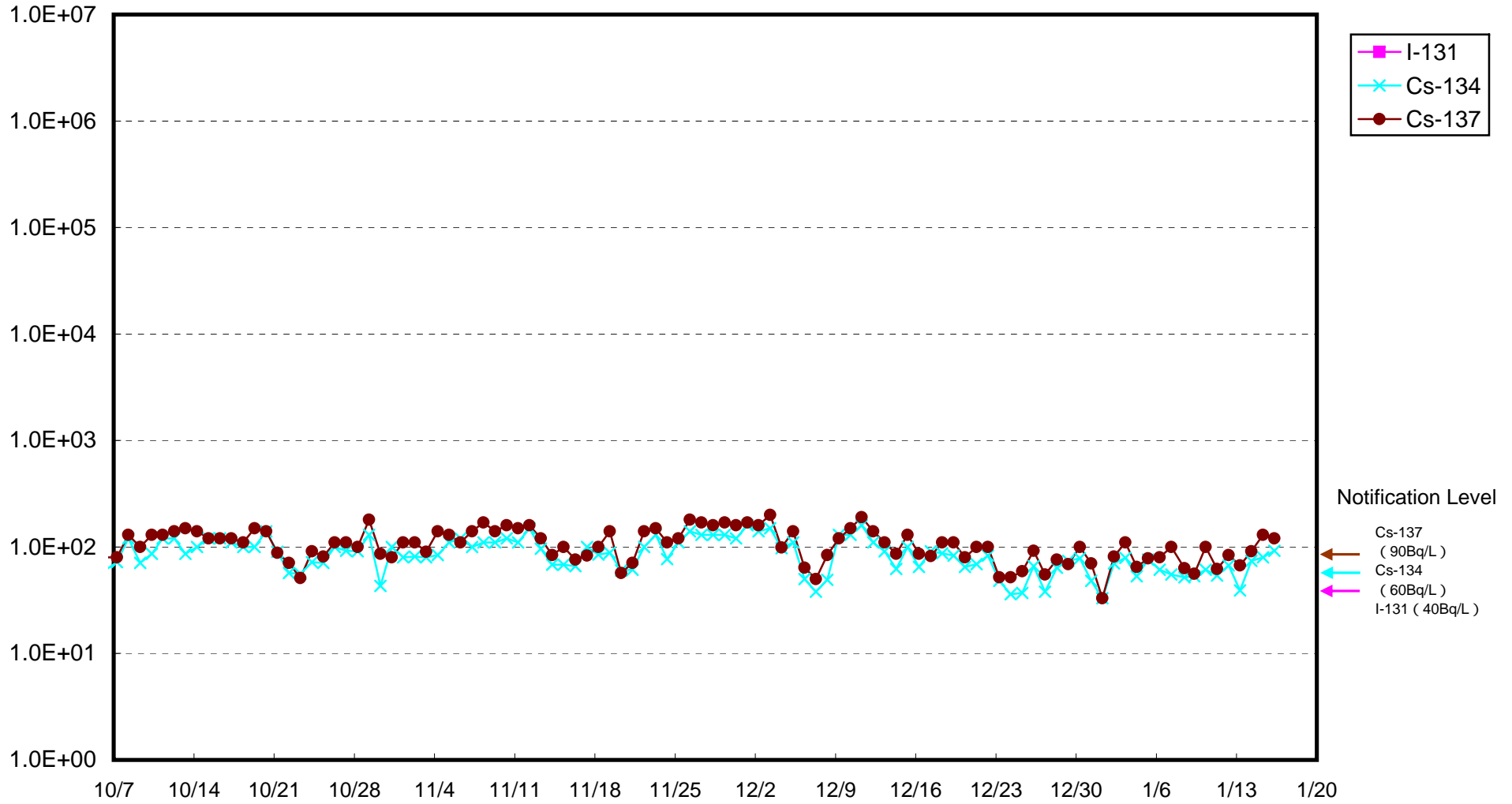
Radioactivity Density of Seawater in front of Shallow Draft Quay of 1F (Bq/L)



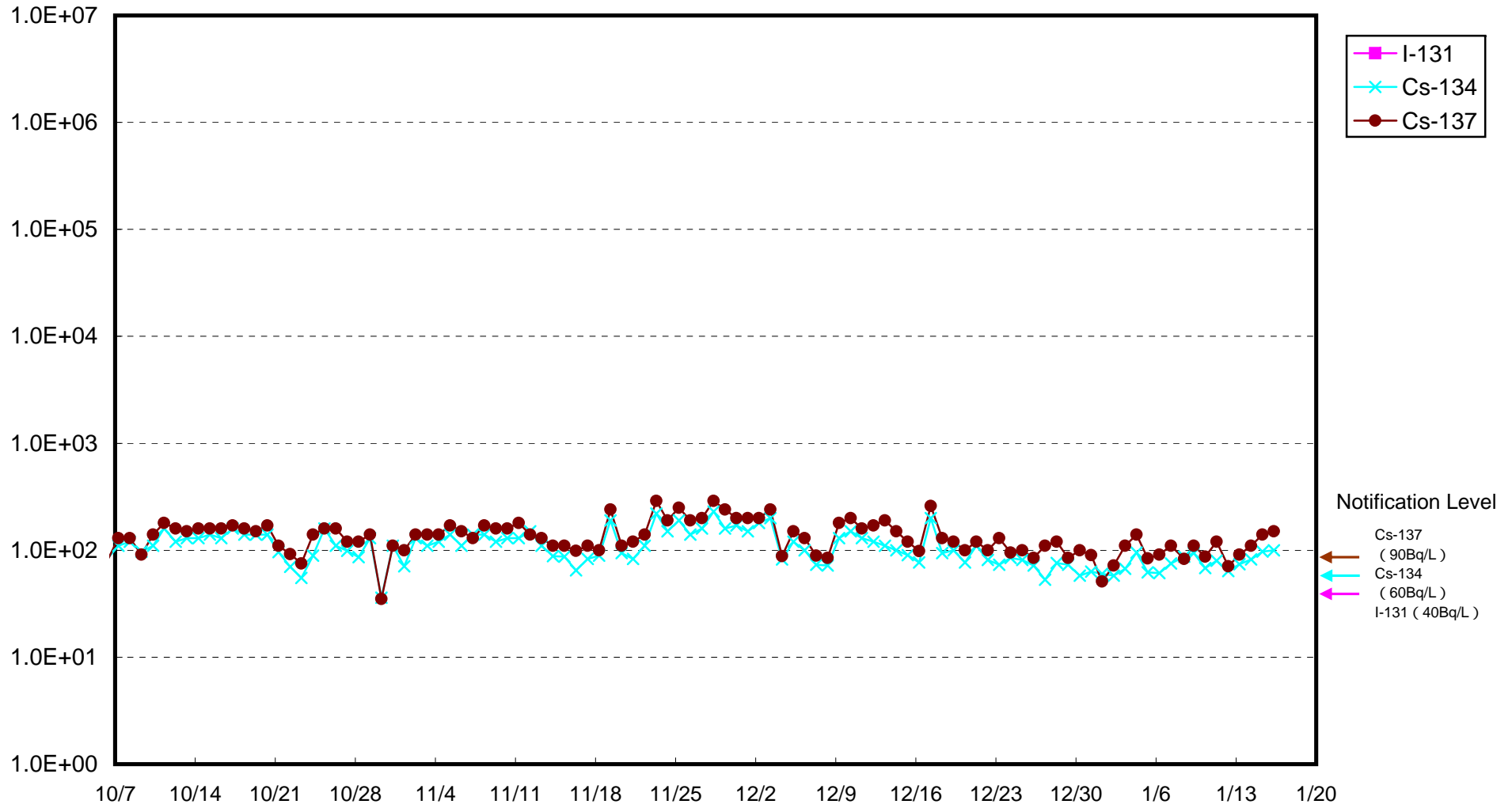
Radioactivity Density of Seawater at the North of Units 1 to 4 Water Intake of Fukushima Daiichi NPS (Bq/L)



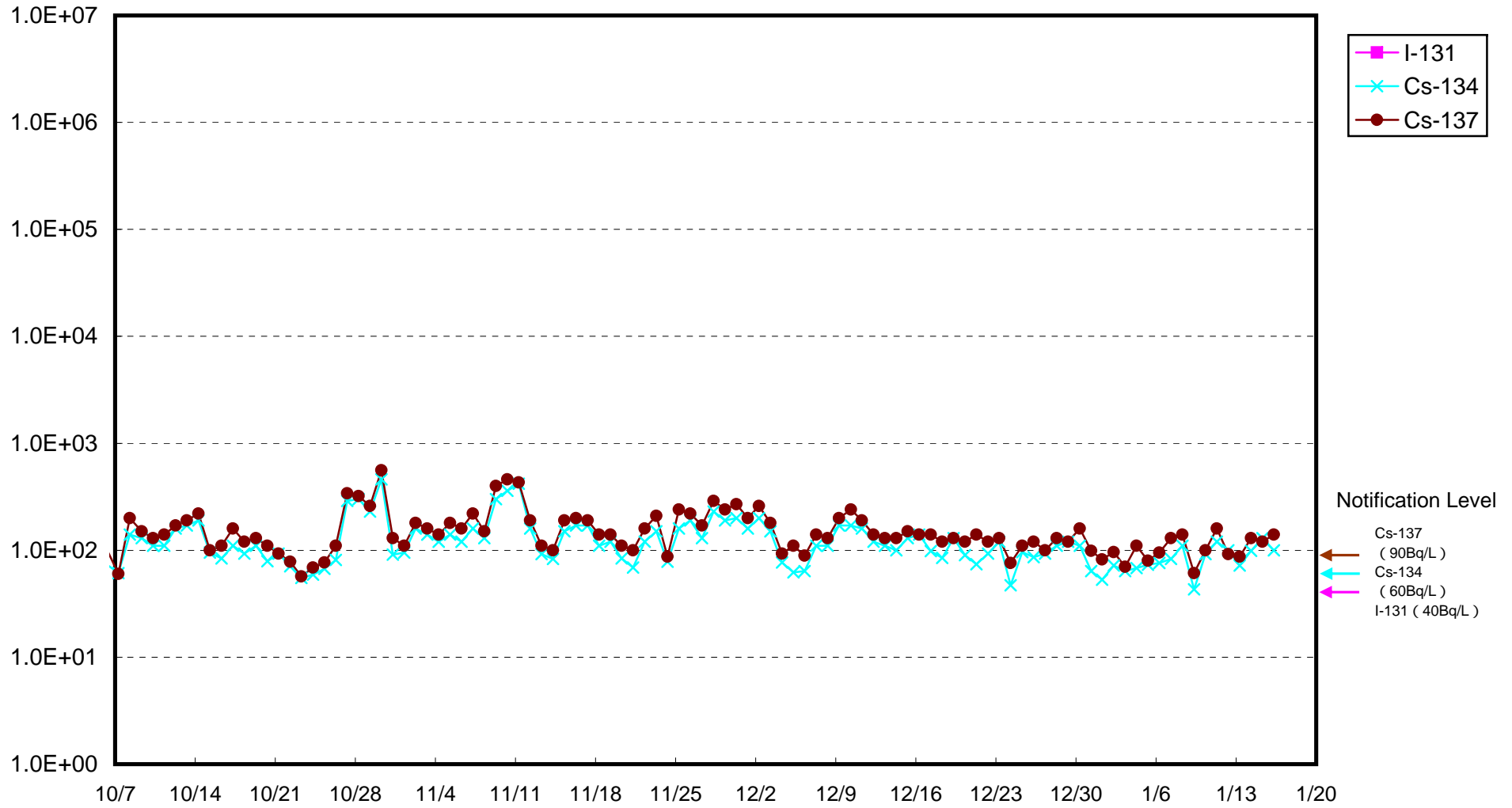
Radioactivity Density of Seawater at Screen of 1F's Unit 1 (outside the silt fence) (Bq/L)



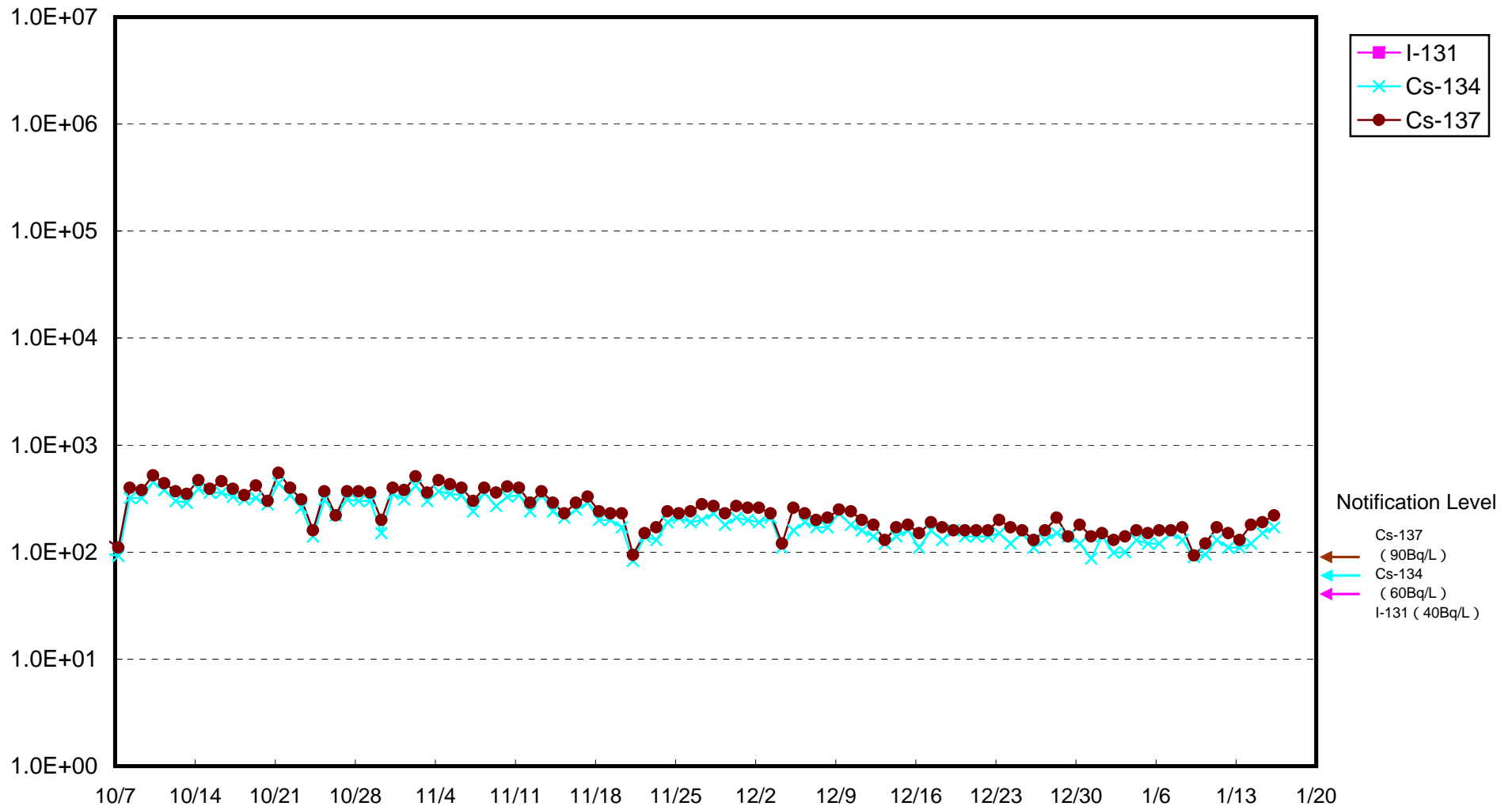
Radioactivity Density of Seawater at Screen of 1F's Unit 1 (inside the silt fence) (Bq/L)



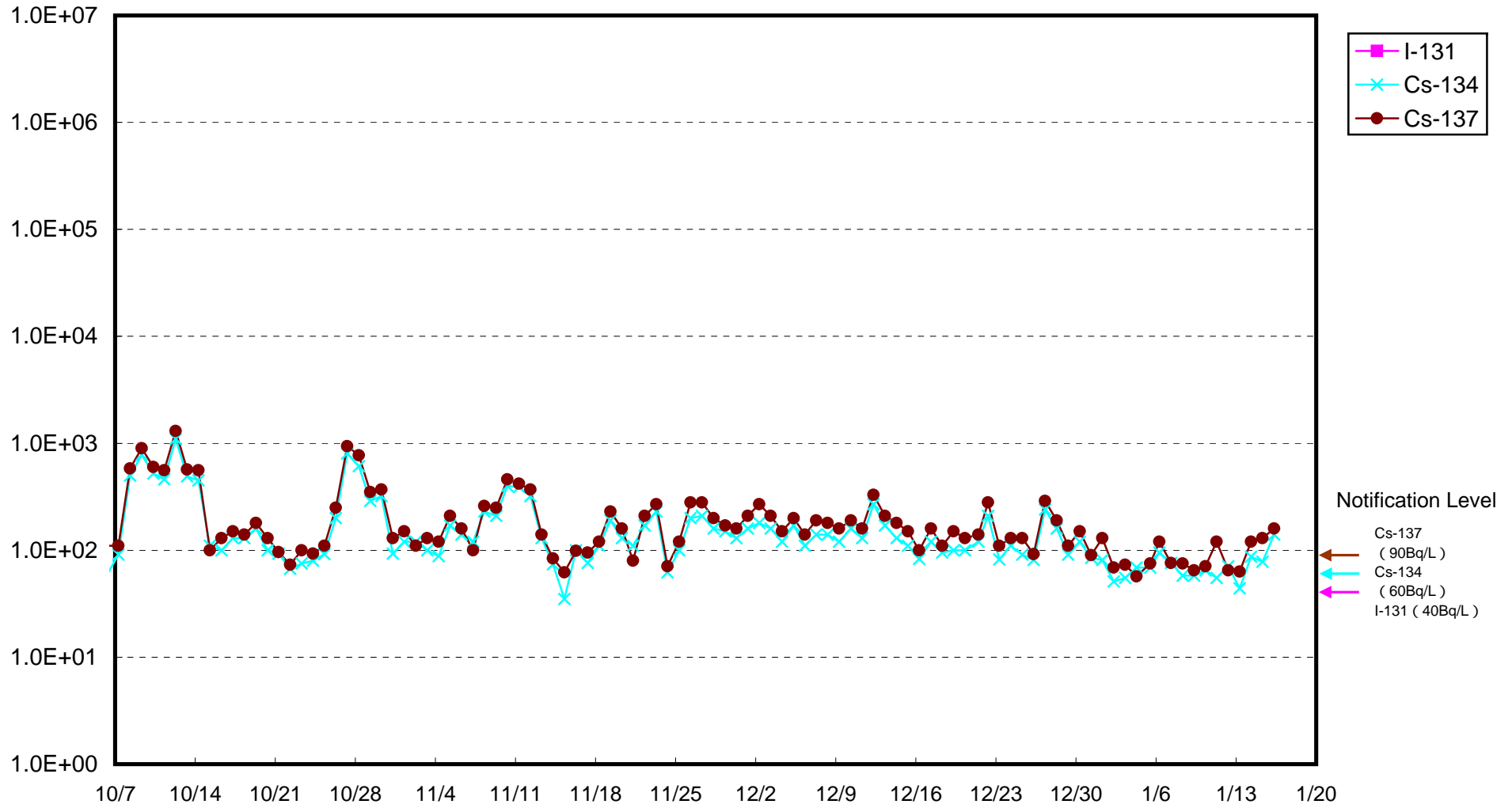
Radioactivity Density of Seawater at Screen of 1F's Unit 2 (outside the silt fence) Bq/L



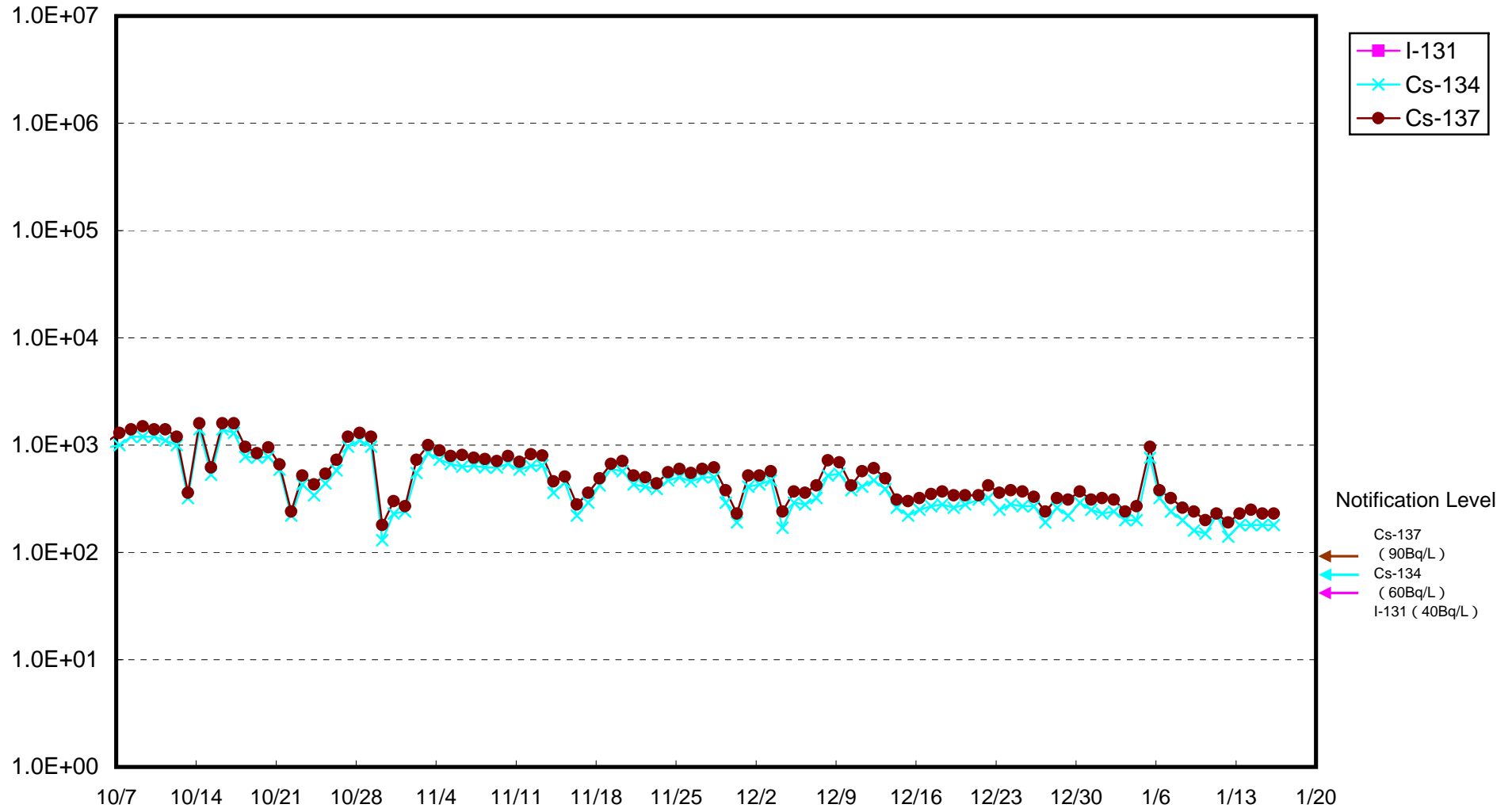
Radioactivity Density of Seawater at Screen of 1F's Unit 2 (inside the silt fence) (Bq/L)



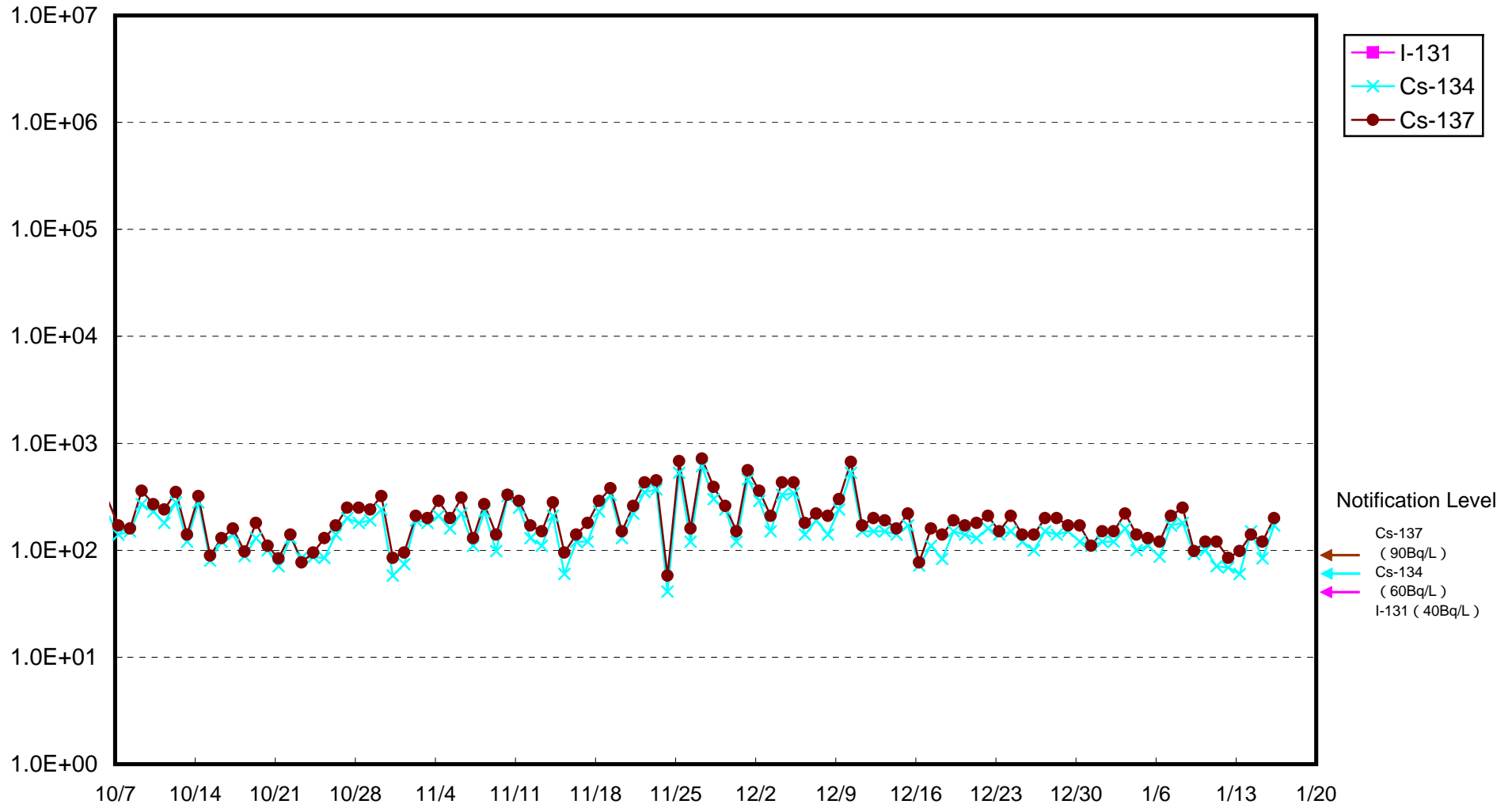
Radioactivity Density of Seawater at Screen of 1F's Unit 3 (outside the silt fence) (Bq/L)



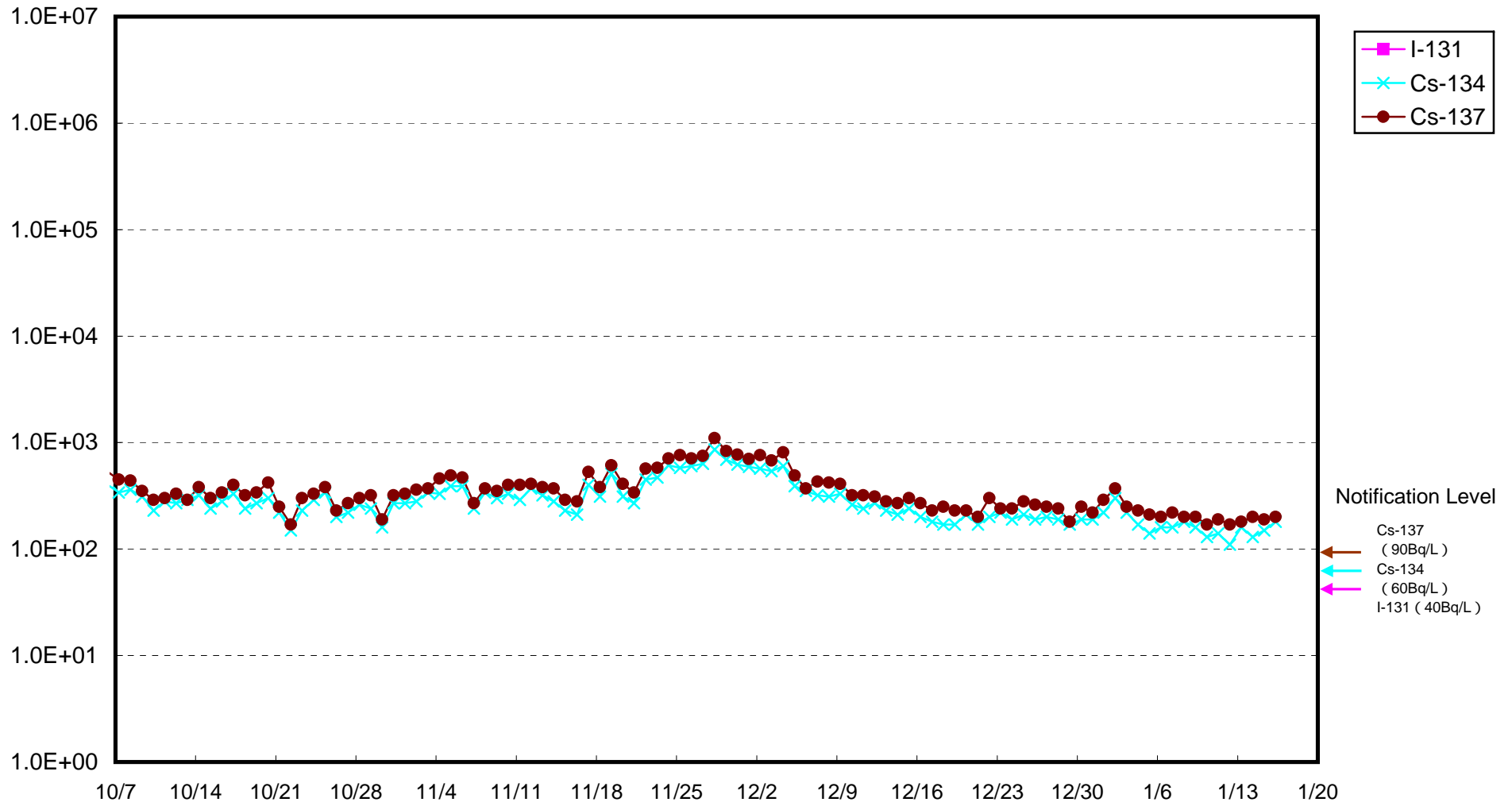
Radioactivity Density of Seawater at Screen of 1F's Unit 3 (inside the silt fence) (Bq/L)



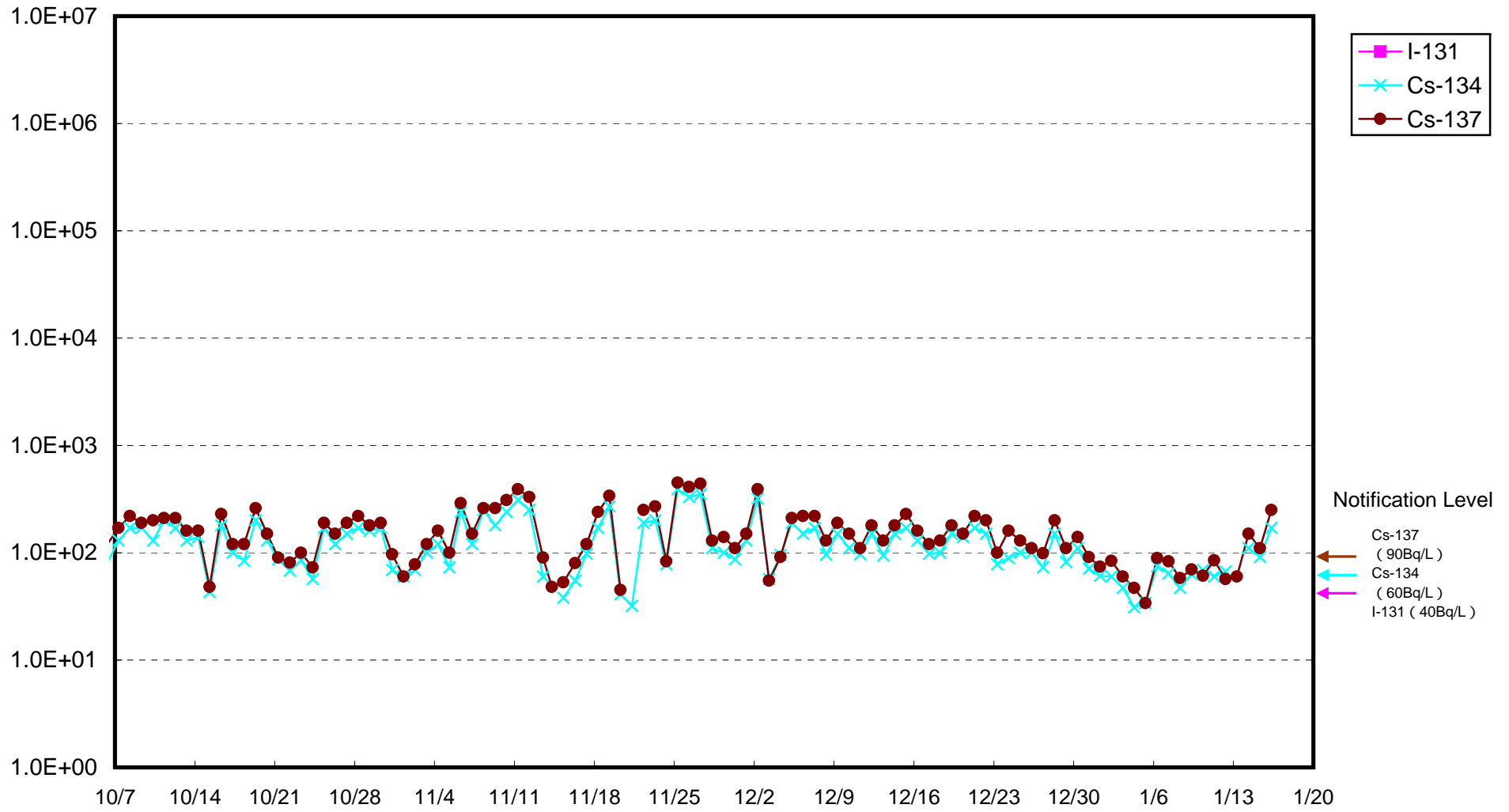
Radioactivity Density of Seawater at Screen of 1F's Unit 4 (outside the silt fence) (Bq/L)



Radioactivity Density of Seawater at Screen of 1F's Unit 4 (inside the silt fence) (Bq/L)



Radioactivity Density of Seawater at the South of Units 1-4 Water Intake of Fukushima Daiichi NPS
(Bq/ L)



Radioactivity Density of Seawater at the port entrance (Bq/ L)

