

Nuclide Analysis Results of the Radioactive Materials in the Air at Fukushima Nuclear Power Stations < 1/2 >

(Data summarized on May 25)

Place of Sampling	West Gate of Fukushima Daiichi NPS		MP-1 of Fukushima Daini (Reference)				Density Limit Specified by the Reactor Regulation (Bq/cm ³) (Density limit in the air which radiation workers breathe in is specified in section 4 of Appendix 2)	
	Time of Sampling		Time of Sampling					
Detected Nuclides (Half-life)	density of sample (Bq/cm ³)	Scaling Factor (/)	density of sample (Bq/cm ³)	Scaling Factor (/)	density of sample (Bq/cm ³)	Scaling Factor (/)		
I-131 (approx. 8 days)	ND	-	ND	-				1E-03
Cs-134 (approx. 2 years)	ND	-	ND	-				2E-03
Cs-137 (approx. 30 years)	ND	-	ND	-			3E-03	

* The value of radioactivity density is the sum of the value of volatile nuclide's density and the value of particulate nuclide's density.

O.OE - O is the same as O.O x 10^{-O}

Data of other nuclides are under examination.

* In the case of more than 2 nuclides, summation of scaling factor for each statutory density is compared to 1.

* "ND" indicates that the measurement result is below the detection limit.

The detection limits at the west gate of Fukushima Daiichi NPS are as follows:

Volatile: I-131: approx. 1E-7Bq/cm³, Cs-134: approx. 3E-7Bq/cm³, Cs-137: approx. 4E-7Bq/cm³

Particulate: I-131: approx. 6E-8Bq/cm³, Cs-134: approx. 2E-7Bq/cm³, Cs-137: approx. 2E-7Bq/cm³

The detection limits at MP-1 of Fukushima Daini NPS are as follows:

Volatile: I-131: approx. 2E-6Bq/cm³, Cs-134: approx. 3E-6Bq/cm³, Cs-137: approx. 3E-6Bq/cm³

Particulate: I-131: approx. 8E-7Bq/cm³, Cs-134: approx. 2E-6Bq/cm³, Cs-137: approx. 1E-6Bq/cm³

Nuclide Analysis Results of the Radioactive Materials in the Air at Fukushima Nuclear Power Stations < 2/2 >

(Data summarized on May 25)

Place of Sampling	Unit 1 North Side Slope at Fukushima Daiichi NPS		Unit 1-2 West Side Slope at Fukushima Daiichi NPS		Unit 3-4 West Side Slope at Fukushima Daiichi NPS		Density Limit Specified by the Reactor Regulation (Bq/cm ³) (Density limit in the air which radiation workers breathe in is specified in section 4 of Appendix 2)
	Time of Sampling		Time of Sampling		Time of Sampling		
Detected Nuclides (Half-life)	density of sample (Bq/cm ³)	Scaling Factor (/)	density of sample (Bq/cm ³)	Scaling Factor (/)	density of sample (Bq/cm ³)	Scaling Factor (/)	
	I-131 (approx. 8 days)	ND	-	ND	-	ND	
Cs-134 (approx. 2 years)	ND	-	ND	-	ND	-	2E-03
Cs-137 (approx. 30 years)	ND	-	ND	-	ND	-	3E-03

* The value of radioactivity density is the sum of the value of volatile nuclide's density and the value of particulate nuclide's density.

O.OE - O is the same as O.O x 10-O

Data of other nuclides are under examination.

* In the case of more than 2 nuclides, summation of scaling factor for each statutory density is compared to 1.

* "ND" indicates that the measurement result is below the detection limit.

The followings show the detection limits.

Volatile: I-131: approx. 2E-6Bq/cm³, Cs-134: approx. 4E-6Bq/cm³, Cs-137: approx. 5E-6Bq/cm³

Particulate: I-131: approx. 9E-7Bq/cm³, Cs-134: approx. 2E-6Bq/cm³, Cs-137: approx. 3E-6Bq/cm³

As the detection limit may vary depending on the detectors and sample properties, there are cases where nuclides below the detection limit are detected.

Nuclides Analysis Result of the Radioactive Materials in the Air at the Seaside of Fukushima Nuclear Power Stations

(Data summarized on May 25)

Place of Sampling	At Coast Side of Unit 1-4 of Fukushima Faichi NPS						Density Limit Specified by the Reactor Regulation (Bq/cm ³) (Density limit in the air which radiation workers breathe in is specified in section 4 of Appendix 2)
	Time of Sampling	May 24, 2012 9:23 AM ~ 2:23 PM					
Detected Nuclides (Half-life)	density of sample (Bq/cm ³)	Scaling Factor (/)	density of sample (Bq/cm ³)	Scaling Factor (/)	density of sample (Bq/cm ³)	Scaling Factor (/)	
I-131 (approx. 8 days)	ND	-					1E-03
Cs-134 (approx. 2 years)	2.2E-07	0.00					2E-03
Cs-137 (approx. 30 years)	4.6E-07	0.00					3E-03

* The value of radioactivity density is the sum of the value of volatile nuclide's density and the value of particulate nuclide's density.

O.OE - O is the same as O.O x 10-O

Data of other nuclides are under examination.

* In the case of more than 2 nuclides, summation of scaling factor for each statutory density is compared to 1.

* "ND" indicates that the measurement result is below the detection limit.

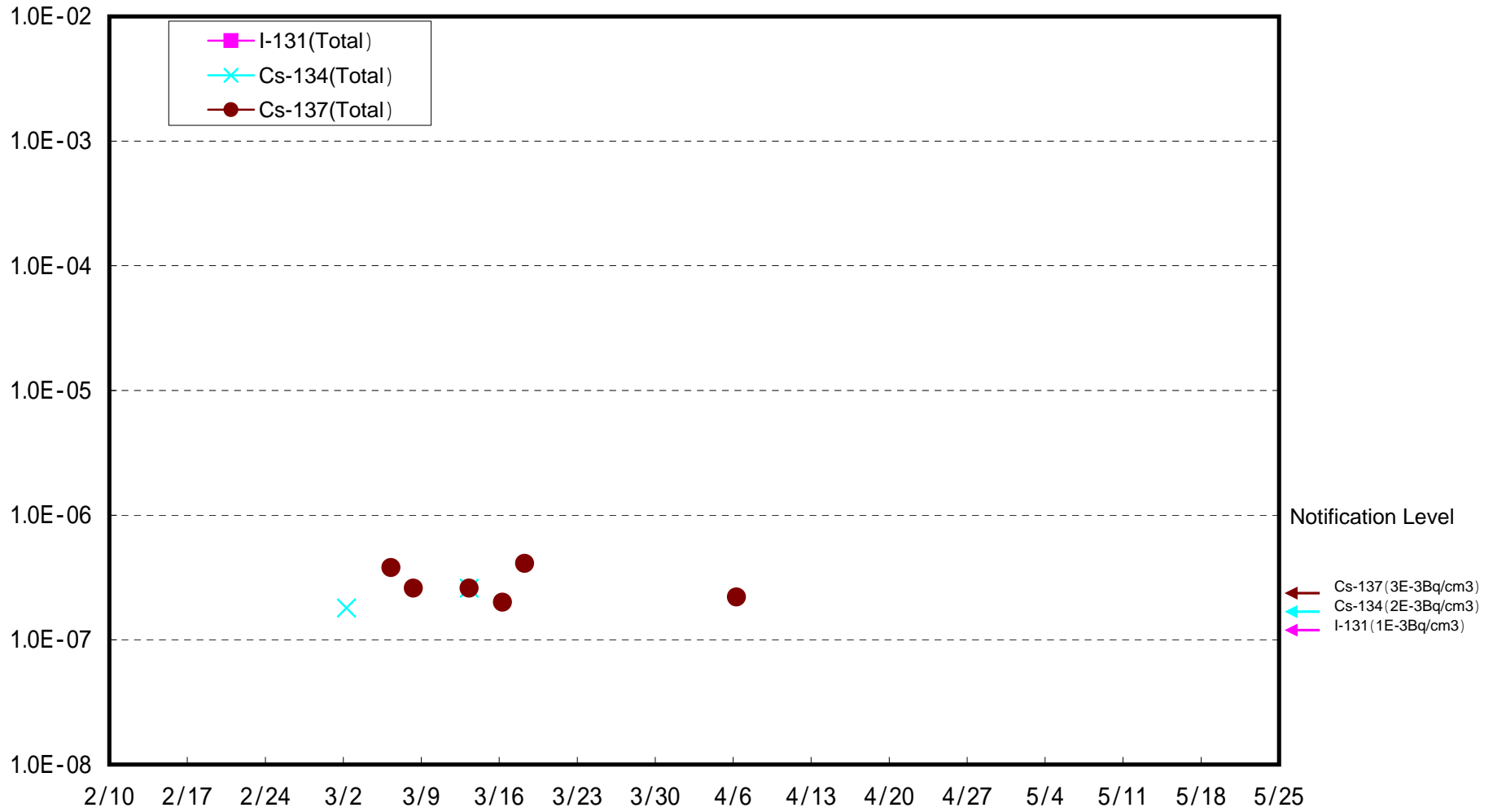
The followings show the detection limits.

Volatile: I-131: approx. 1E-7Bq/cm³, Cs-134: approx. 3E-7Bq/cm³, Cs-137: approx. 4E-7Bq/cm³

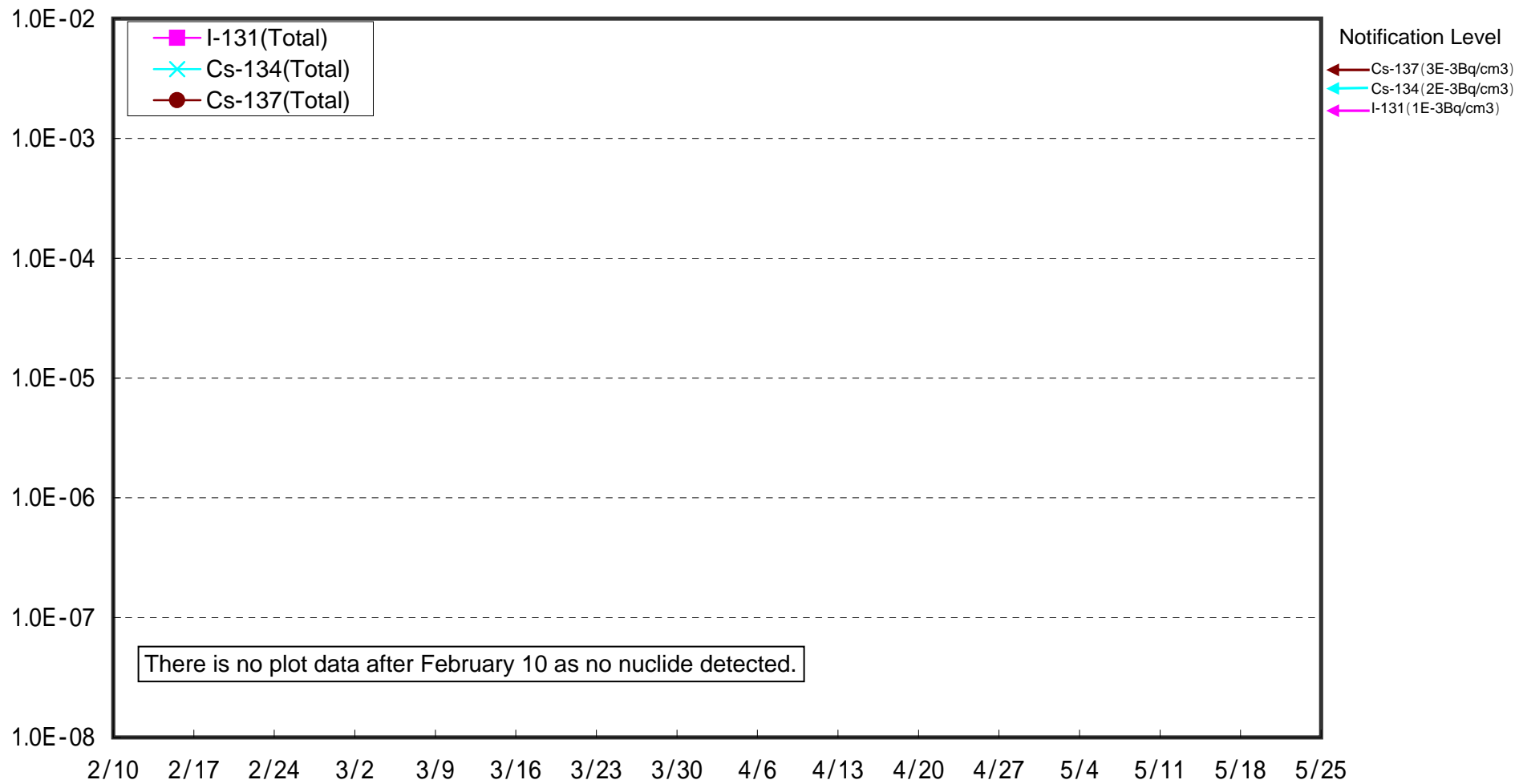
Particulate: I-131: approx. 8E-8Bq/cm³

As the detection limit may vary depending on the detectors and sample properties, there are cases where nuclides below the detection limit are detected.

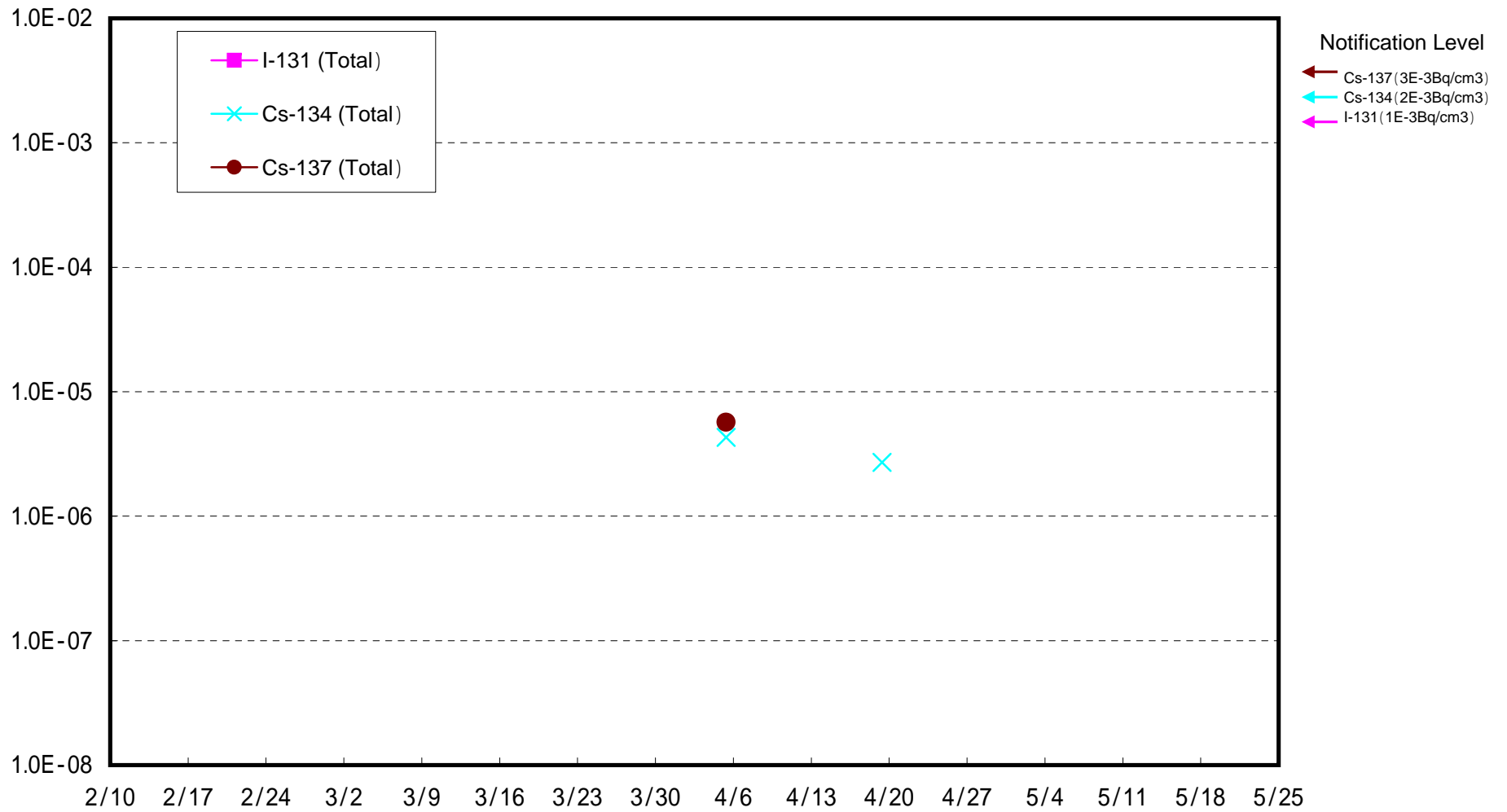
Dust Nuclides Analysis Result: The West Gate of Fukushima Daiichi Nuclear Power Station (Bq/cm³)



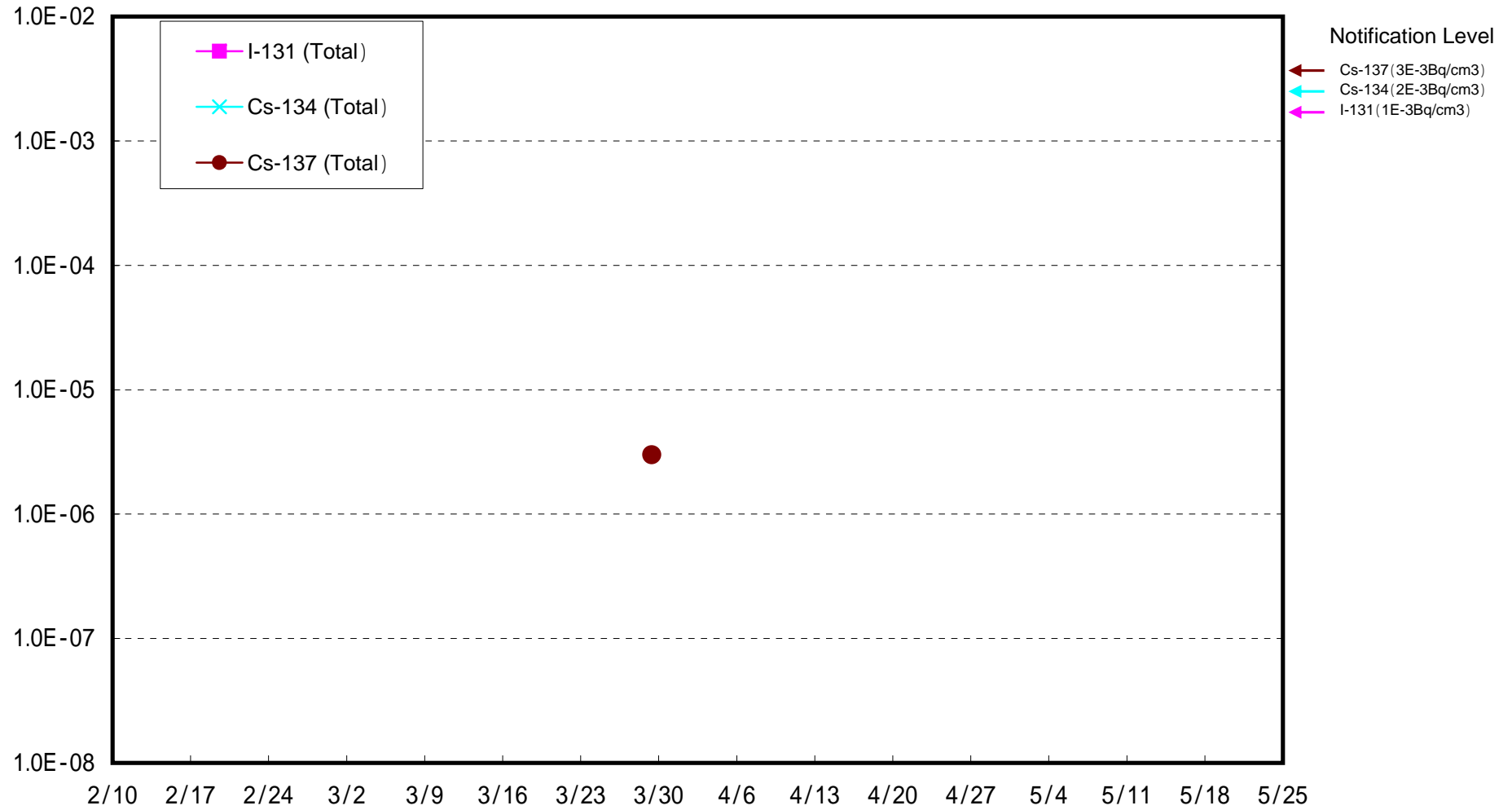
(Reference) Dust Nuclides Analysis Results of MP-1 at Fukushima Daini NPS (Bq/cm³)



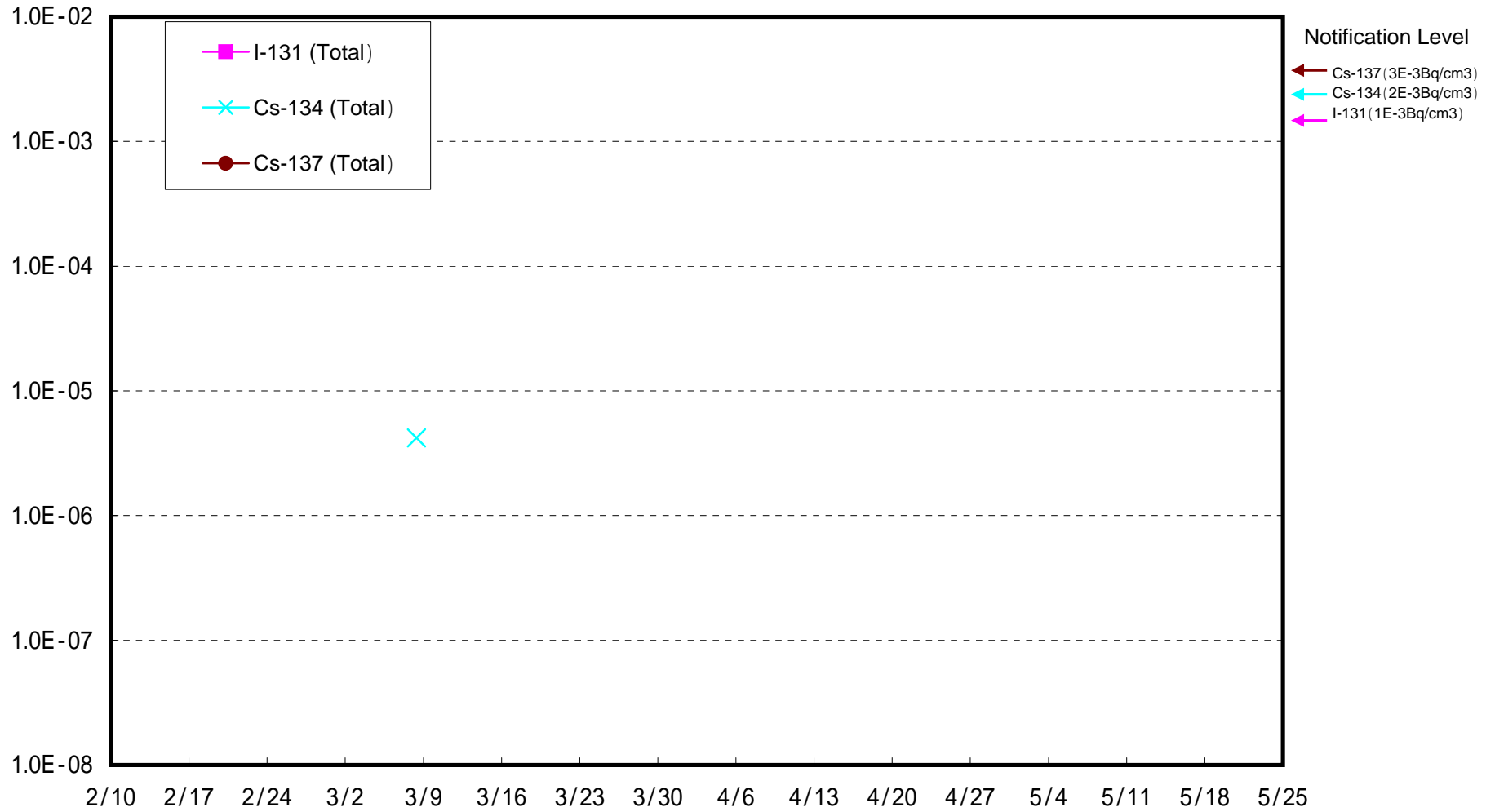
Dust Nuclides Analysis Results at Unit 1 North Side Slope at Fukushima Daiichi NPS (Bq/cm³)



Fukushima Daiichi NPS Unit 1-2 West Side Slope Results of Dust Nuclides Analysis (Bq/cm³)



Fukushima Daiichi NPS Unit 3-4 West Side Slope Results of Dust Nuclides Analysis (Bq/cm³)



Fukushima Daiichi NPS Unit 1-4 Sea Side Results of Dust Nuclides Analysis (Bq/cm³)

