

Reference

Nuclide Analysis Results of Radioactive Materials in the Air at the Sites of Fukushima Nuclear Power Stations <1/2>

(Data summarized on May 17)

Place of Sampling	West Gate of Fukushima Daiichi NPS		MP-1 of Fukushima Daini (Reference)				Density limit by the announcement of Reactor Regulation (Bq/cm ³) (Density limit in the air to which radiation workers breathe in the section 4 of the appendix 2)
Time of Sampling	May 16, 2012 7:00 AM to 12:00 PM		May 16, 2012 9:35 AM to 9:45 AM				
Detected Nuclides (Half-life)	density of sample (Bq/cm ³)	Scaling Factor (/)	density of sample (Bq/cm ³)	Scaling Factor (/)	density of sample (Bq/cm ³)	Scaling Factor (/)	
I-131 (approx. 8 days)	ND	-	ND	-	/	/	1E-03
Cs-134 (approx. 2 years)	ND	-	ND	-	/	/	2E-03
Cs-137 (approx. 30 years)	ND	-	ND	-	/	/	3E-03

* The value of radioactivity density is the sum of the value of volatile nuclide's density and the value of particulate nuclide's density.

O.OE - O means O.O x 10-O

Data of other nuclides are under examination.

* In the case that two or more kinds of nuclides exist, sum of each scaling factor to the density limit is compared with 1.

* "ND" means the sampled data is below measurable limit.

Detection limits at the West Gate of Fukushima Daiichi are as follows:

Volatile: I-131: approx. 1E-7Bq/cm³, Cs-134: approx. 3E-7Bq/cm³, Cs-137: approx. 4E-7Bq/cm³
Particulate: I-131: approx. 6E-8Bq/cm³, Cs-134: approx. 2E-7Bq/cm³, Cs-137: approx. 2E-7Bq/cm³

Detection limits at MP-1 of Fukushima Daini are as follows:

Volatile: I-131: approx. 2E-6Bq/cm³, Cs-134: approx. 2E-6Bq/cm³, Cs-137: approx. 3E-6Bq/cm³
Particulate: I-131: approx. 8E-7Bq/cm³, Cs-134: approx. 1E-6Bq/cm³, Cs-137: approx. 1E-6Bq/cm³

Nuclide Analysis Results of Radioactive Materials in the Air
at the Sites of Fukushima Nuclear Power Stations <2/2>

(Data summarized on May 17)

Place of Sampling	Fukushima Daiichi MP-1		Fukushima Daiichi MP-3		Fukushima Daiichi MP-8		Density limit by the announcement of Reactor Regulation (Bq/cm ³) (Density limit in the air to which radiation workers breathe in the section 4 of the appendix 2)
Time of Sampling	May 16, 2012 9:53 AM to 2:53 PM		May 16, 2012 9:28 AM to 2:28 PM		May 16, 2012 9:39 AM to 2:39 PM		
Detected Nuclides (Half-life)	density of sample (Bq/cm ³)	Scaling Factor (/)	density of sample (Bq/cm ³)	Scaling Factor (/)	density of sample (Bq/cm ³)	Scaling Factor (/)	
I-131 (approx. 8 days)	ND	-	ND	-	ND	-	1E-03
Cs-134 (approx. 2 years)	ND	-	ND	-	ND	-	2E-03
Cs-137 (approx. 30 years)	ND	-	ND	-	ND	-	3E-03

* The value of radioactivity density is the sum of the value of volatile nuclide's density and the value of particulate nuclide's density.

O.OE - O means O.O x 10-O

Data of other nuclides are under examination.

* In the case that two or more kinds of nuclides exist, sum of each scaling factor to the density limit is compared with 1.

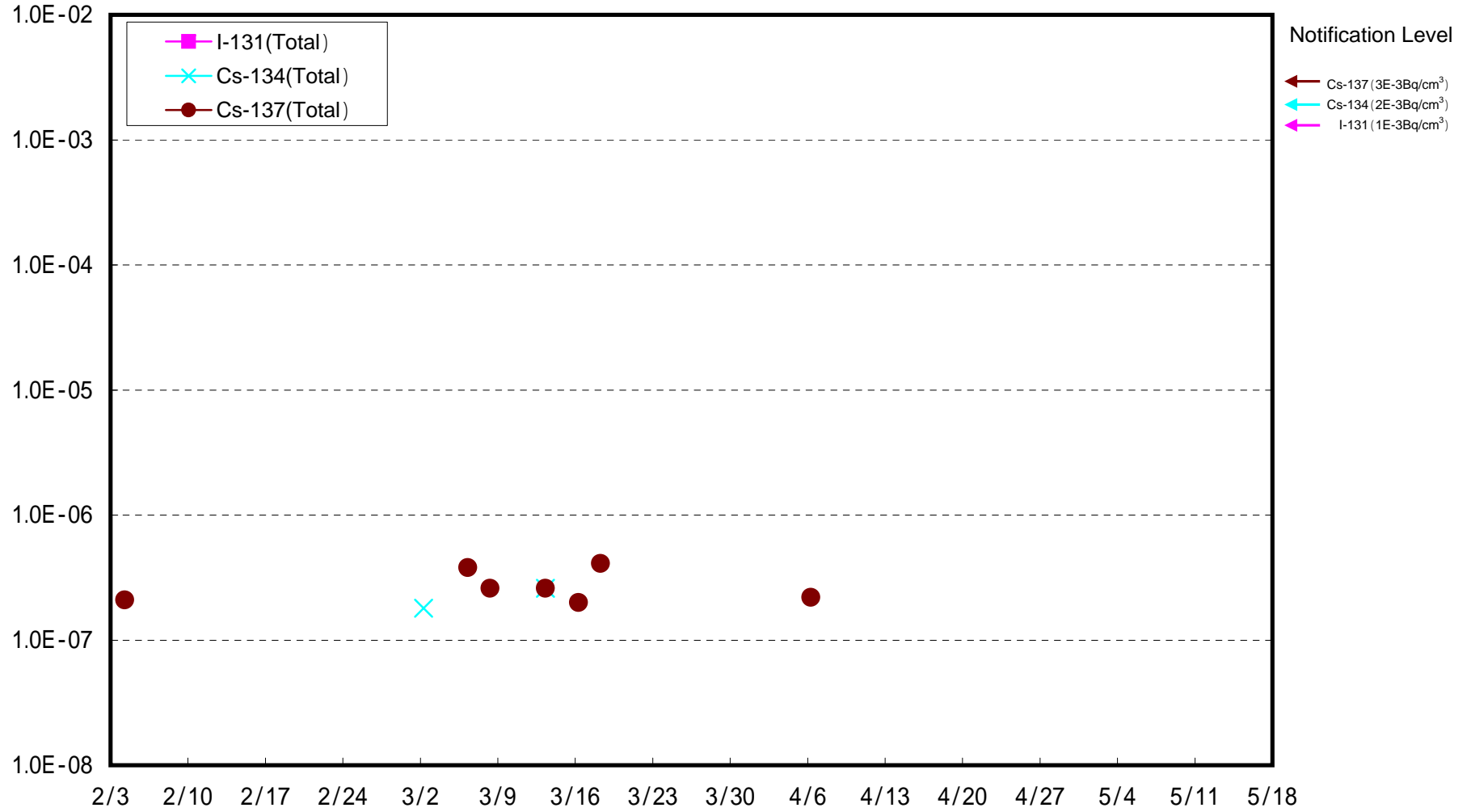
* "ND" means the sampled data is below measurable limit.

The followings show the detection limits. Volatile: I-131: approx. 2E-7Bq/cm³, Cs-134: approx. 4E-7Bq/cm³, Cs-137: approx. 5E-7Bq/cm³

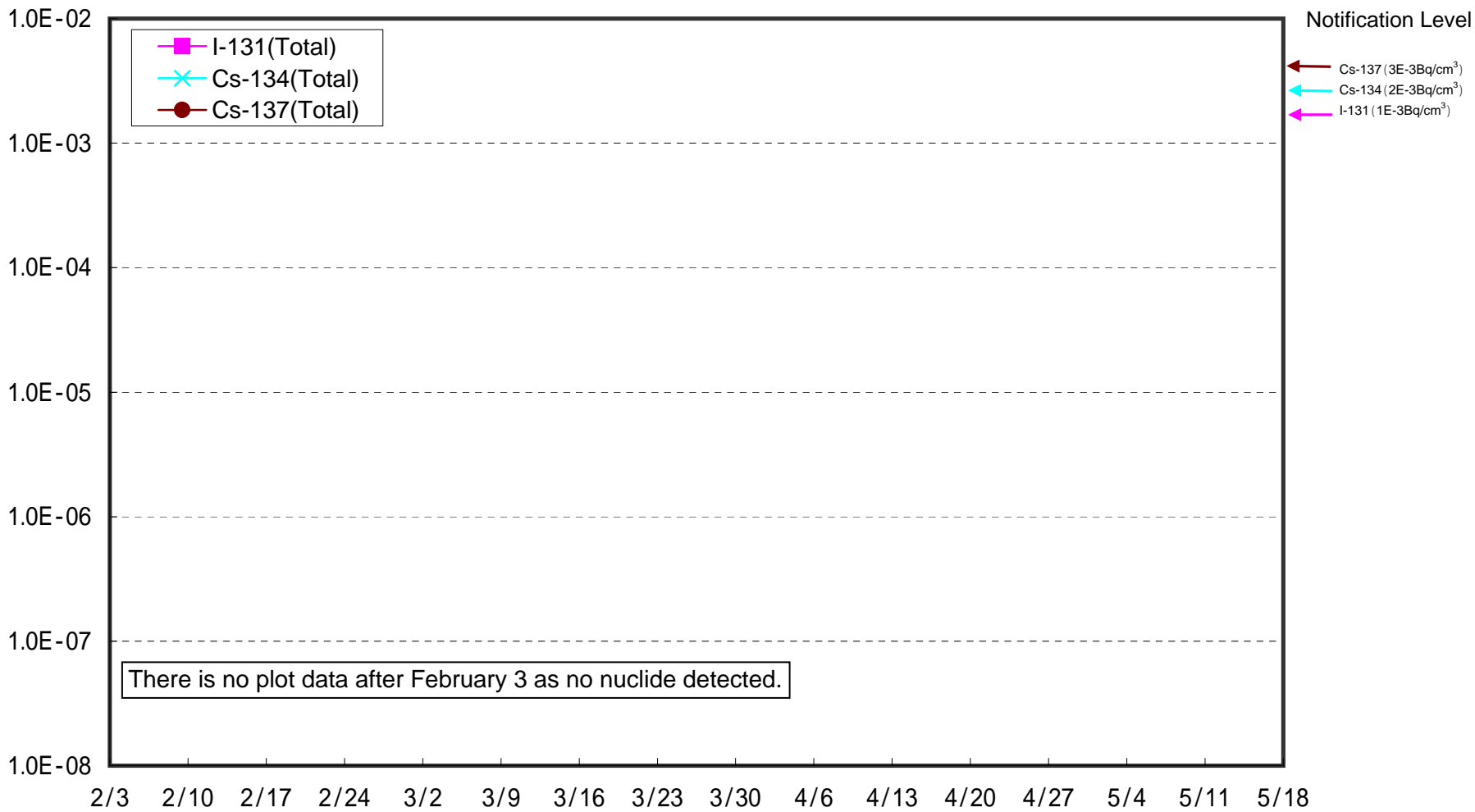
Particulate: I-131: approx. 1E-7Bq/cm³, Cs-134: approx. 2E-7Bq/cm³, Cs-137: approx. 3E-7Bq/cm³

Please note that these nuclides are sometimes detected even when they are below the limits, contingent on the detector or samples.

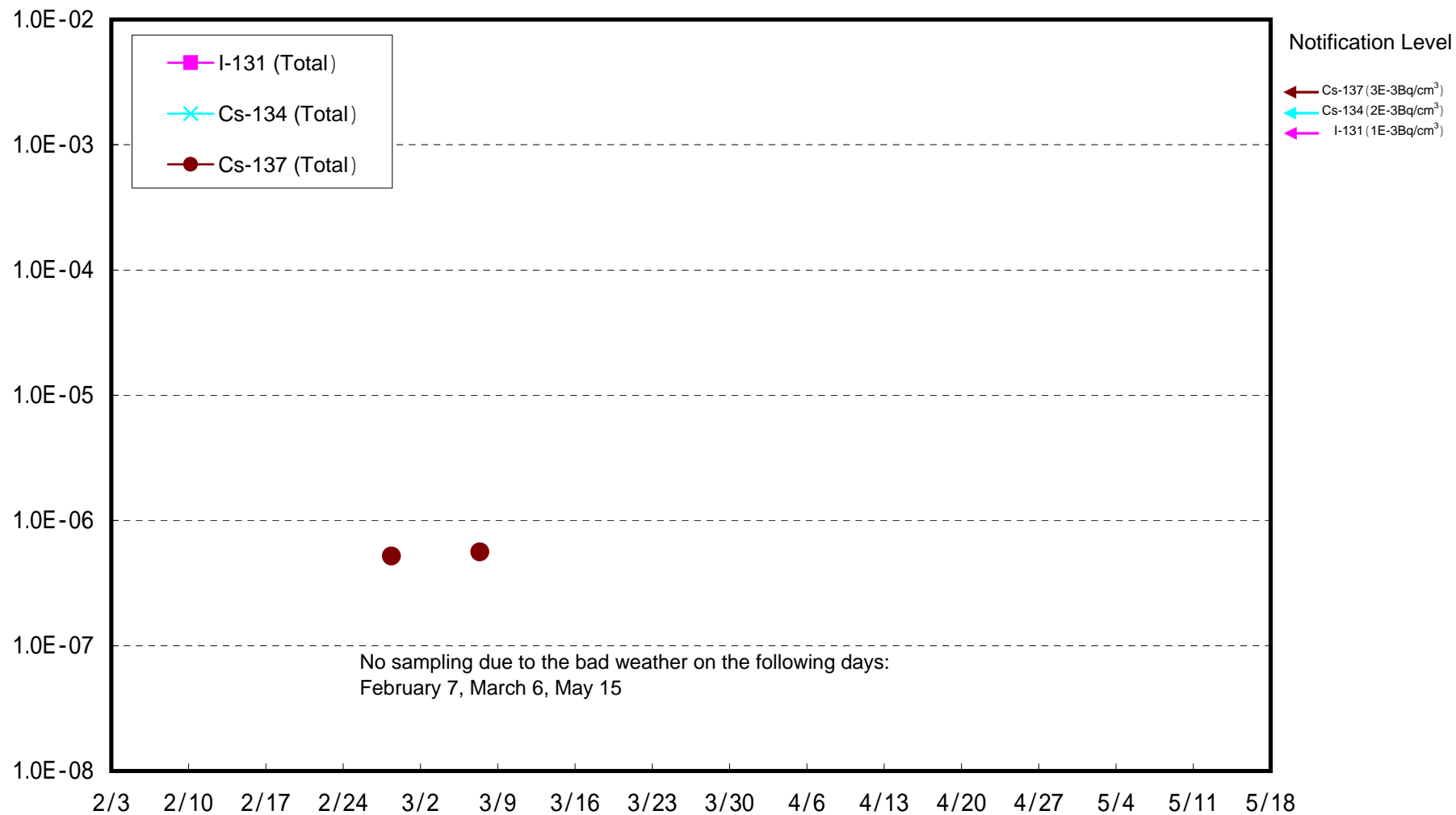
West Gate of Fukushima Daiichi Nuclear Power Station
Results of Dust Nuclide Analysis (Bq/cm³)



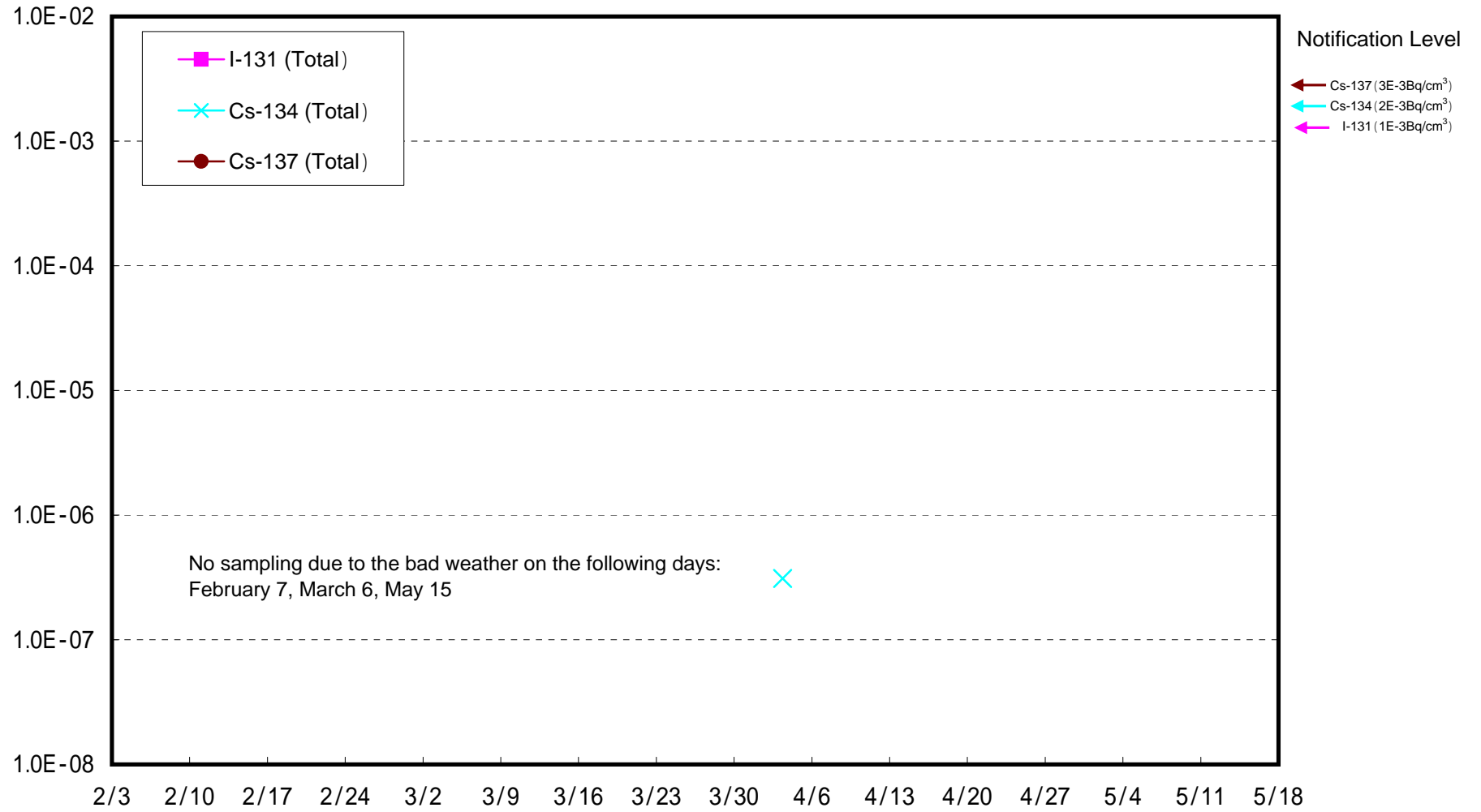
(Reference) Fukushima Daini MP-1
Results of Dust Nuclide Analysis (Bq/cm³)



Fukushima Daiichi MP-1 Results of Dust Nuclides Analyses (Bq/cm³)



Fukushima Daiichi MP-3 Results of Dust Nuclides Analyses (Bq/cm³)



Fukushima Daiichi MP-8 Results of Dust Nuclides Analyses (Bq/cm³)

