

Nuclide Analysis Results of Radioactive Materials in the Air  
at the Sites of Fukushima Nuclear Power Stations <1/2>

Reference

(Data summarized on April 27)

Place of Sampling	West Gate of Fukushima Daiichi NPS		MP-1 of Fukushima Daini (Reference)				Density limit by the announcement of Reactor Regulation ( Bq/cm <sup>3</sup> ) (Density limit in the air to which radiation workers breathe in the section 4 of the appendix 2)
Time of Sampling	Apr 26, 2012 7:00 am ~ 12:00 am		Apr 26, 2012 9:26 am ~ 9:36am				
Detected Nuclides (Half-life)	density of sample ( Bq/cm <sup>3</sup> )	Scaling Factor ( / )	density of sample ( Bq/cm <sup>3</sup> )	Scaling Factor ( / )	density of sample ( Bq/cm <sup>3</sup> )	Scaling Factor ( / )	
I-131 (approx. 8 days)	ND	-	ND	-			1E-03
Cs-134 (approx. 2 years)	ND	-	ND	-			2E-03
Cs-137 (approx. 30 years)	ND	-	ND	-			3E-03

\* The value of radioactivity density is the sum of the value of volatile nuclide's density and the value of particulate nuclide's density.

O.OE - O means O.O x 10-O

Data of other nuclides are under examination.

\* In the case that two or more kinds of nuclides exist, sum of each scaling factor to the density limit is compared with 1.

\* "ND" means the sampled data is below measurable limit.

Detection limits at the West Gate of Fukushima Daiichi are as follows:

Volatile: I-131: approx. 1E-7Bq/cm<sup>3</sup>, Cs-134: approx. 3E-7Bq/cm<sup>3</sup>, Cs-137: approx. 4E-7Bq/cm<sup>3</sup>      Particulate: I-131: approx. 6E-8Bq/cm<sup>3</sup>, Cs-134: approx. 2E-7Bq/cm<sup>3</sup>, Cs-137: approx. 2E-7Bq/cm<sup>3</sup>

Detection limits at MP-1 of Fukushima Daini are as follows:

Volatile: I-131: approx. 2E-6Bq/cm<sup>3</sup>, Cs-134: approx. 3E-6Bq/cm<sup>3</sup>, Cs-137: approx. 3E-6Bq/cm<sup>3</sup>      Particulate: I-131: approx. 8E-7Bq/cm<sup>3</sup>, Cs-134: approx. 2E-6Bq/cm<sup>3</sup>, Cs-137: approx. 1E-6Bq/cm<sup>3</sup>

Nuclide Analysis Results of Radioactive Materials in the Air  
at the Sites of Fukushima Nuclear Power Stations <2/2>

Reference

(Data summarized on April 27)

Place of Sampling	Fukushima Daiichi Unit 1 North Side Slope	Fukushima Daiichi Unit 1 and Unit 2 West Side Slope	Fukushima Daiichi Unit 3 and Unit 4 West Side Slope	Density limit by the announcement of Reactor Regulation ( Bq/cm <sup>3</sup> ) (Density limit in the air to which radiation workers breathe in the section 4 of the appendix 2)			
Time of Sampling	Apr 26, 2012 9:25am ~ 2:25pm	Apr 26, 2012 9:32 am ~ 2:32 pm	Apr 26, 2012 9:36 am ~ 2:36 pm				
Detected Nuclides (Half-life)	density of sample ( Bq/cm <sup>3</sup> )	Scaling Factor ( / )	density of sample ( Bq/cm <sup>3</sup> )				
I-131 (approx. 8 days)	ND	-	ND	-	ND	-	1E-03
Cs-134 (approx. 2 years)	ND	-	ND	-	ND	-	2E-03
Cs-137 (approx. 30 years)	ND	-	ND	-	ND	-	3E-03

\* The value of radioactivity density is the sum of the value of volatile nuclide's density and the value of particulate nuclide's density.

O.OE - O means O.O x 10-O

Data of other nuclides are under examination.

\* In the case that two or more kinds of nuclides exist, sum of each scaling factor to the density limit is compared with 1.

\* "ND" means the sampled data is below measurable limit.

The followings show the detection limits. Volatile: I-131: approx. 2E-6Bq/cm<sup>3</sup>, Cs-134: approx. 4E-6Bq/cm<sup>3</sup>, Cs-137: approx. 5E-6Bq/cm<sup>3</sup>

Particulate: I-131: approx. 9E-7Bq/cm<sup>3</sup>, Cs-134: approx. 2E-6Bq/cm<sup>3</sup>, Cs-137: approx. 3E-6Bq/cm<sup>3</sup>

Please note that these nuclides are sometimes detected even when they are below the limits, contingent on the detector or samples.

## Nuclide Analysis Results of Radioactive Materials in the Air at the seaside of the sites of Fukushima Nuclear Power Stations

(Data summarized on April 27)

Place of Sampling	Fukushima Daiichi Sea side near unit 1 to 4						Density limit by the announcement of Reactor Regulation ( Bq/cm <sup>3</sup> ) (Density limit in the air to which radiation workers breathe in the section 4 of the appendix 2)	
	Time of Sampling	Apr 26, 2012 9:17 am ~ 2:17 pm						
Detected Nuclides (Half-life)		density of sample ( Bq/cm <sup>3</sup> )	Scaling Factor ( / )	density of sample ( Bq/cm <sup>3</sup> )	Scaling Factor ( / )	density of sample ( Bq/cm <sup>3</sup> )	Scaling Factor ( / )	
I-131 (approx. 8 days)	ND	-						1E-03
Cs-134 (approx. 2 years)	2.8E-07	0.00						2E-03
Cs-137 (approx. 30 years)	ND	-						3E-03

\* The value of radioactivity density is the sum of the value of volatile nuclide's density and the value of particulate nuclide's density.

O.OE - O means O.O x 10-O

Data of other nuclides are under examination.

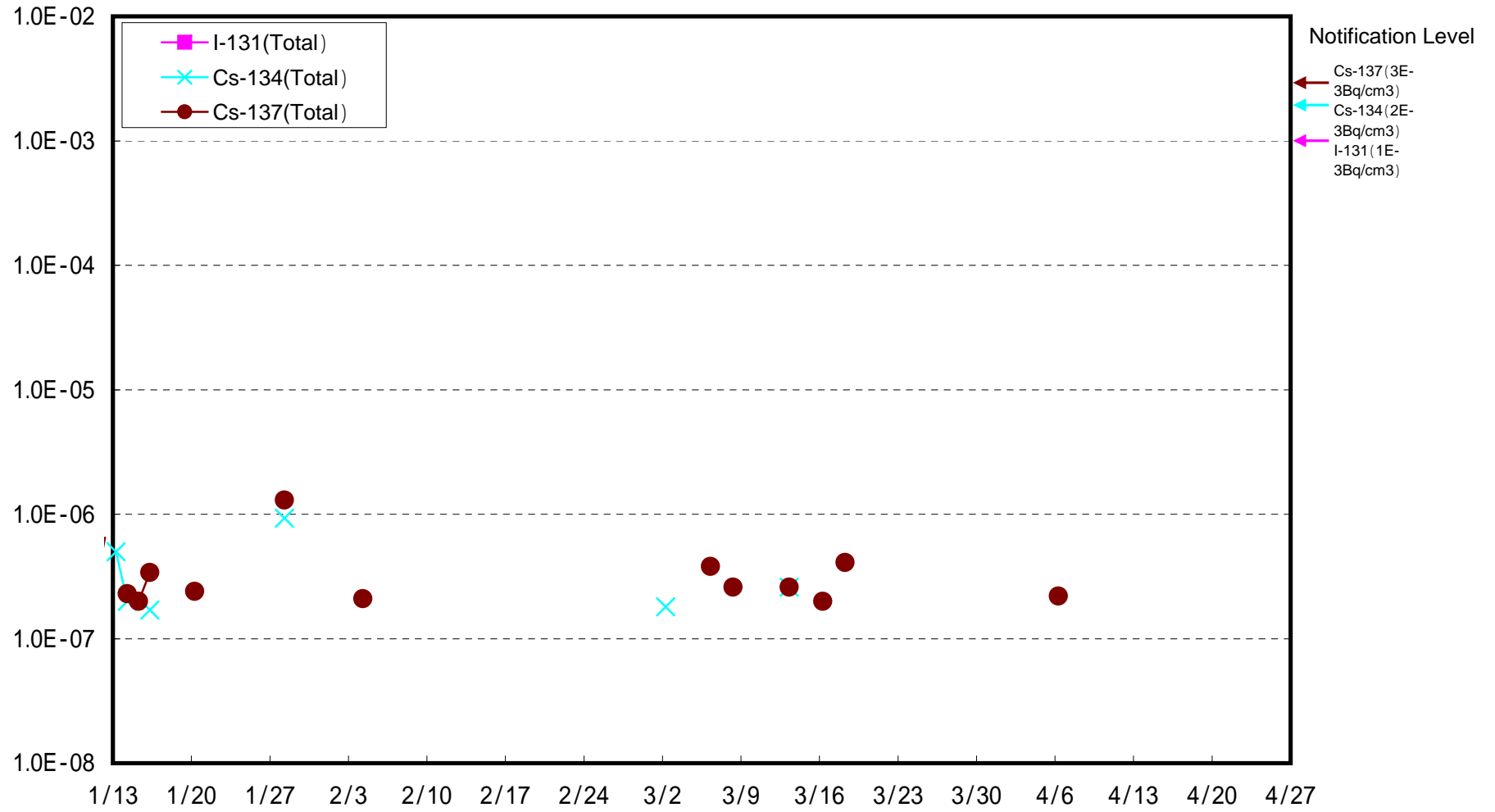
\* In the case that two or more kinds of nuclides exist, sum of each scaling factor to the density limit is compared with 1.

\* "ND" means the sampled data is below measurable limit.

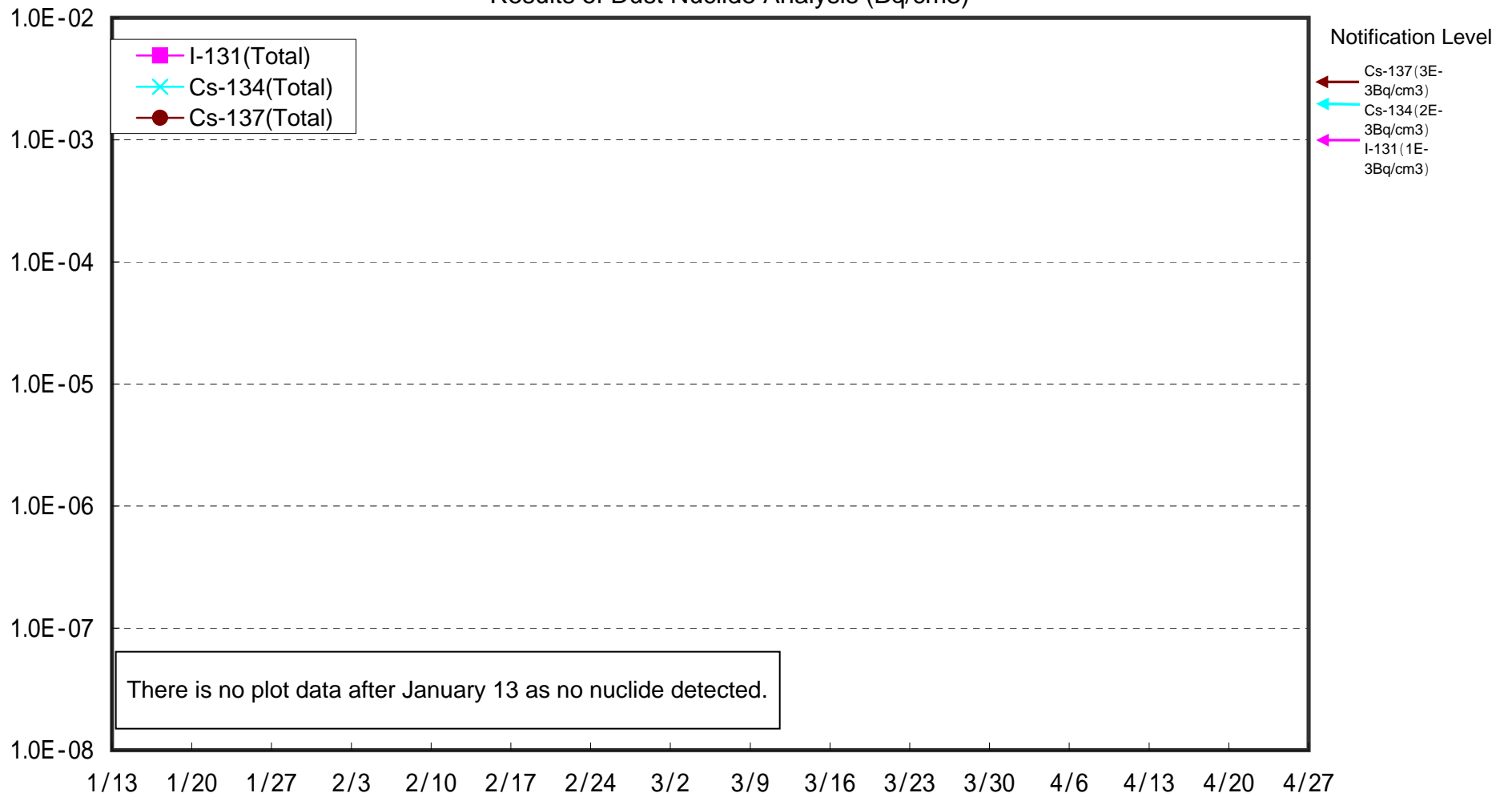
The followings show the detection limits. Volatile: I-131: approx. 2E-7Bq/cm<sup>3</sup>, Cs-134: approx. 4E-7Bq/cm<sup>3</sup>, Cs-137: approx. 5E-7Bq/cm<sup>3</sup>  
Particulate: I-131: approx. 1E-7Bq/cm<sup>3</sup>, Cs-137: approx. 3E-7Bq/cm<sup>3</sup>

Please note that these nuclides are sometimes detected even when they are below the limits, contingent on the detector or samples.

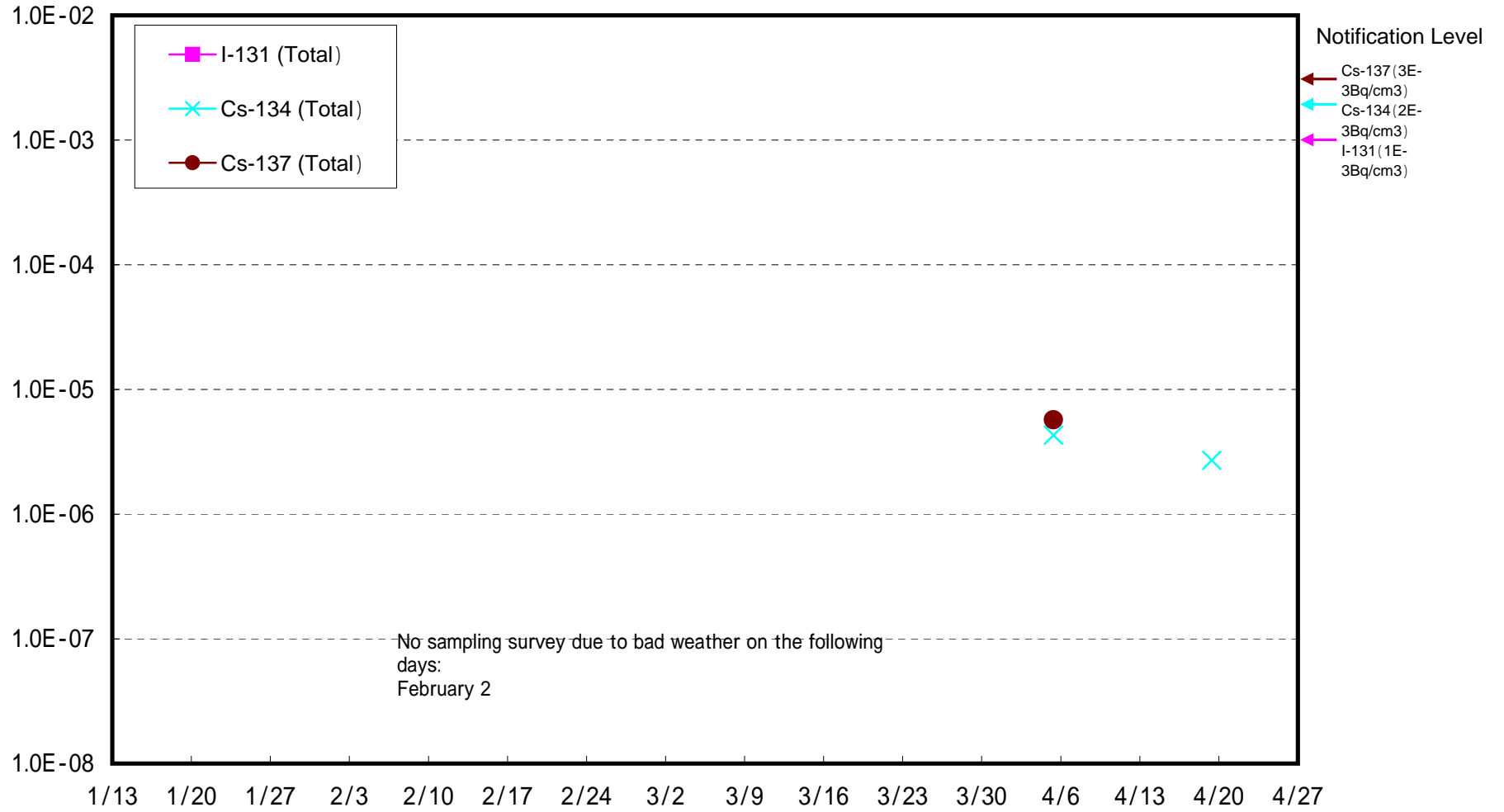
West Gate of Fukushima Daiichi Nuclear Power Station  
Results of Dust Nuclide Analysis (Bq/cm<sup>3</sup>)



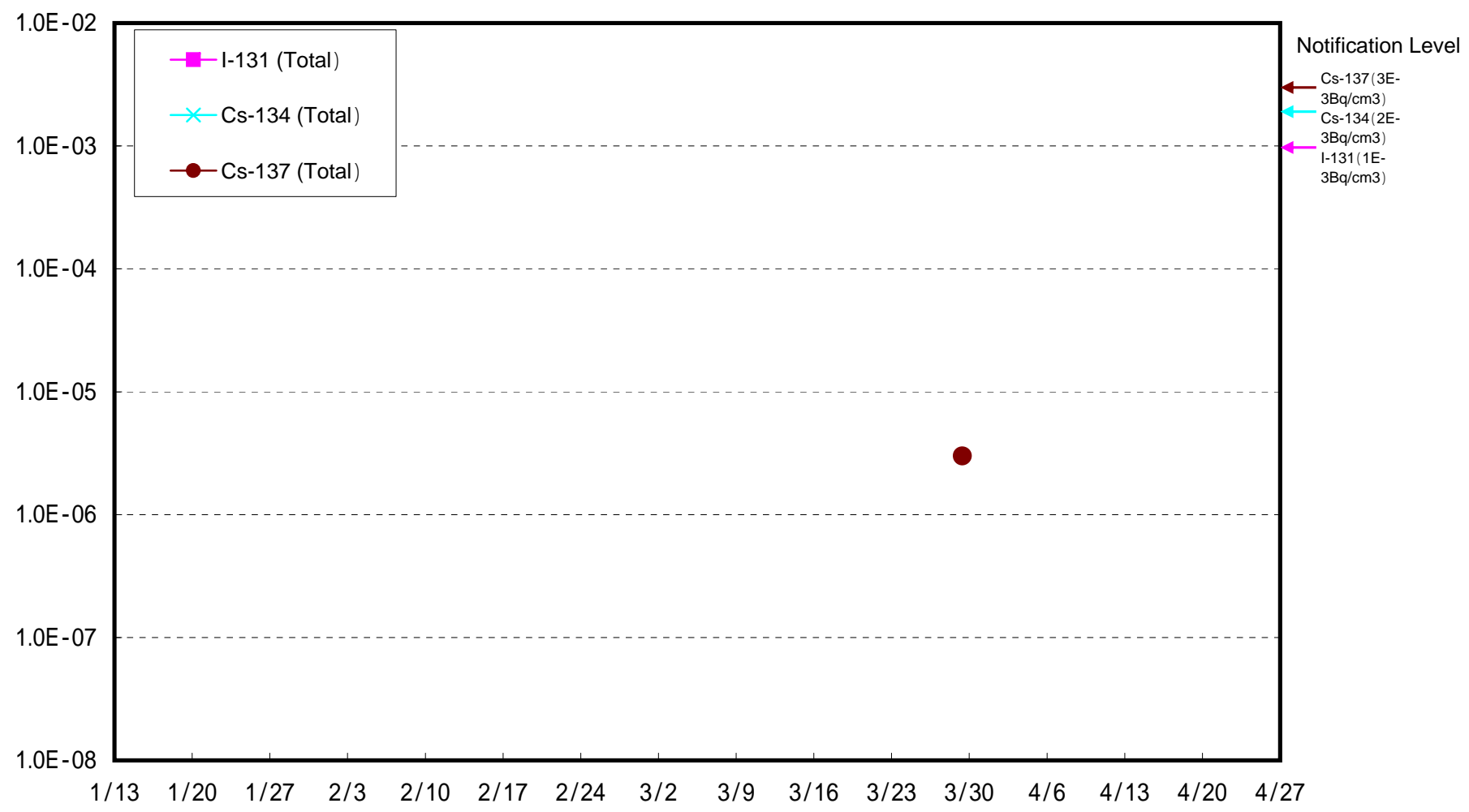
(Reference) Fukushima Daini MP-1  
Results of Dust Nuclide Analysis (Bq/cm<sup>3</sup>)



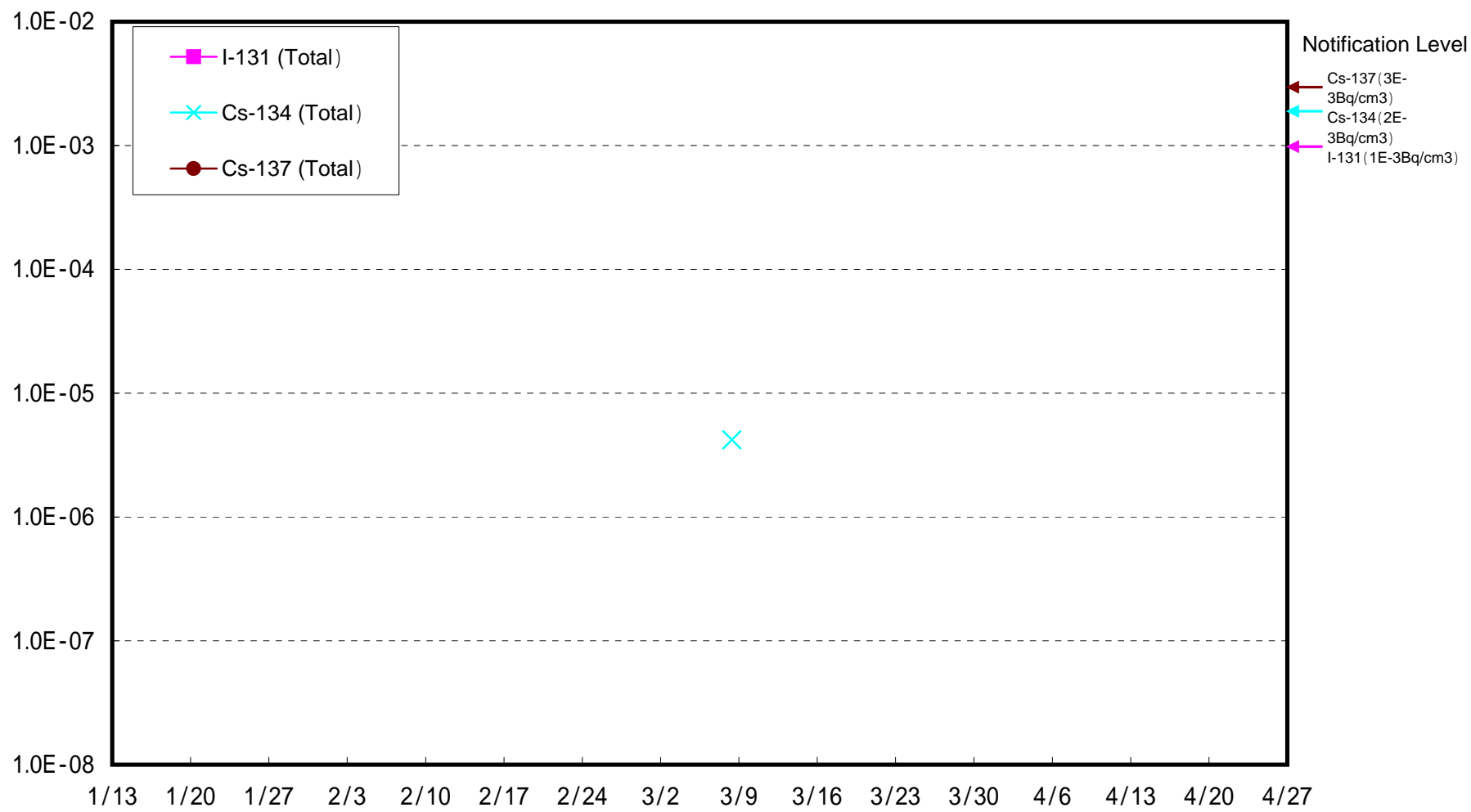
Fukushima Daiichi Unit 1 North Side Slope  
Results of Dust Nuclide Analysis (Bq/cm<sup>3</sup>)



Fukushima Daiichi Unit 1 and Unit 2 West Side Slope  
Results of Dust Nuclide Analysis (Bq/cm<sup>3</sup>)



Fukushima Daiichi Unit 3 and Unit 4 West Side Slope  
Results of Dust Nuclide Analysis (Bq/cm3)





Fukushima Daiichi Unit 1 -4 Sea Side  
 Results of Dust Nuclide Analysis (Bq/cm<sup>3</sup>)

