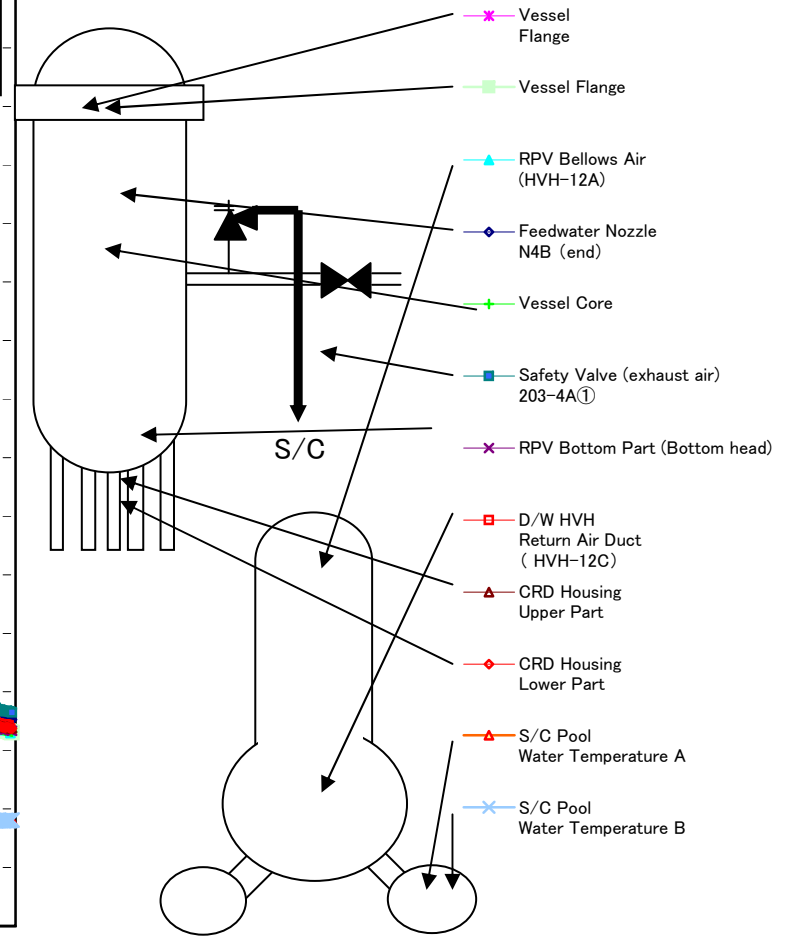
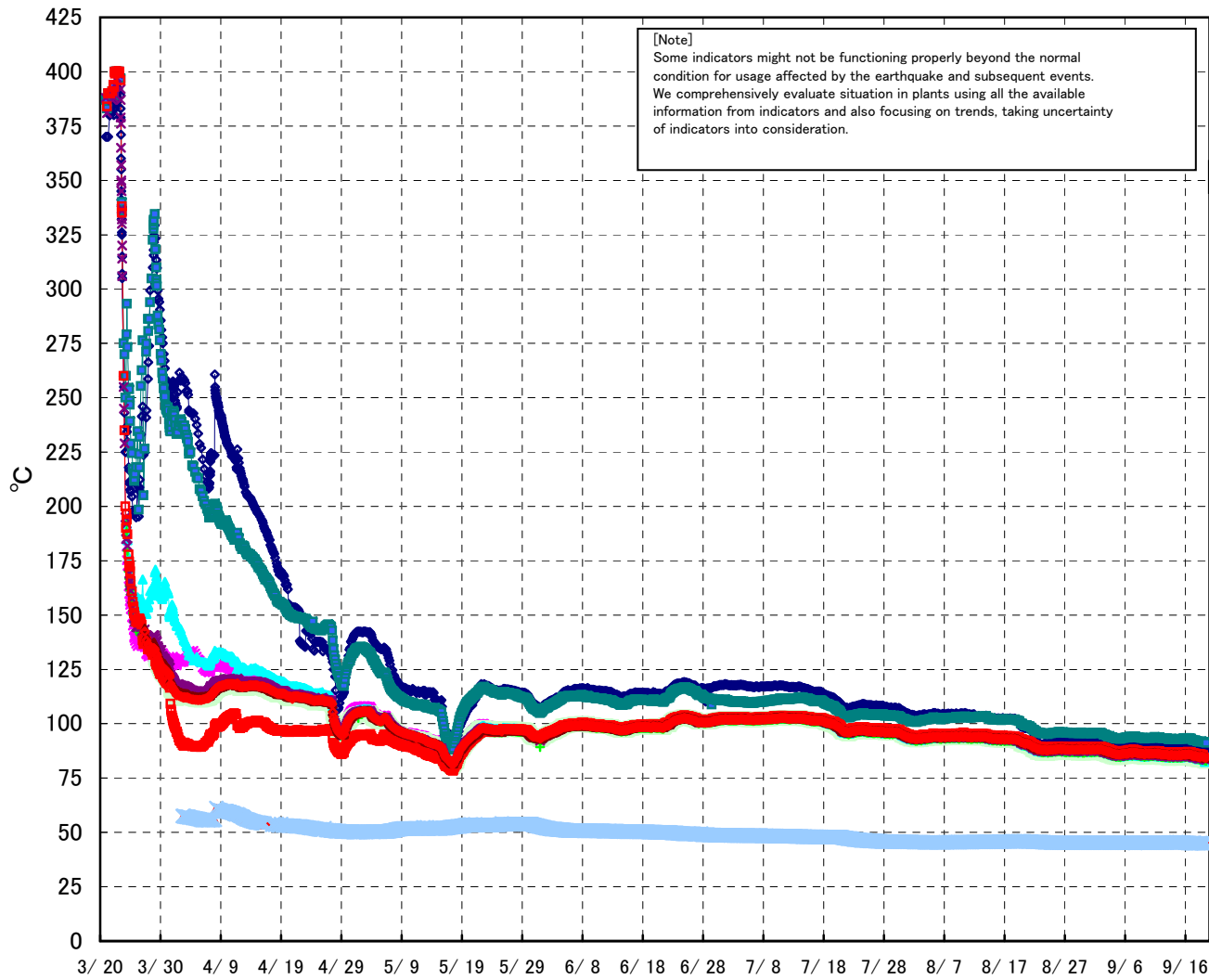
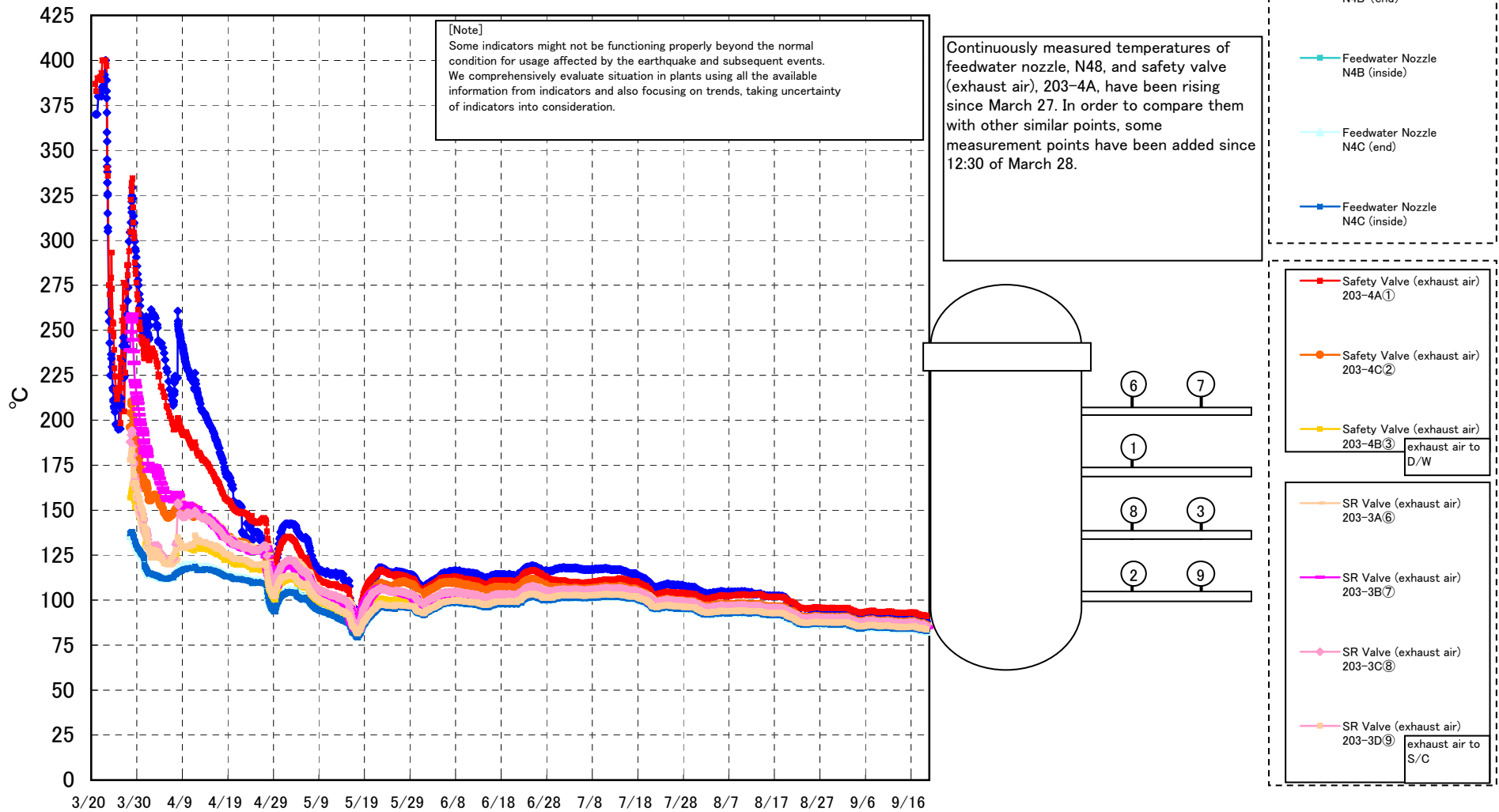


Fukushima Daiichi Nuclear Power Station Unit 1 Parameters of Temperature (Typical Points)



Fukushima Daiichi Nuclear Power Station Unit 1 Parameters of Temperature (Feedwater Nozzle and Safety Valve (Exhaust Air))



Fukushima Daiichi Nuclear Power Station Unit1 Parameters of Temperature

[Note]
Some indicators might not be functioning properly beyond the normal condition for usage affected by the earthquake and subsequent events.
We comprehensively evaluate situation in plants using all the available information from indicators and also focusing on trends, taking uncertainty

Date	Vessel Flange	Vessel Flange	Feedwater Nozzle N4B (end)	Feedwater Nozzle N4B (inside)	Feedwater Nozzle N4C (end)	Feedwater Nozzle N4C (inside)	Vessel Core	RPV Bottom Part (Bottom head)	CRD Housing Upper Part	CRD Housing Lower Part	Safety Valve (exhaust air) 203-4A(1)	Safety Valve (exhaust air) 203-4C(2)	Safety Valve (exhaust air) 203-4B(3)	SR Valve (exhaust air) 203-3A(6)	SR Valve (exhaust air) 203-3B(7)	SR Valve (exhaust air) 203-3C(8)	SR Valve (exhaust air) 203-3D(9)	D/W HVH Return Air Duct (HVH-12C)	RPV Bellows Air (HVH-12A)	S/C Pool Water Temperature A	S/C Pool Water Temperature B	note
9/13 5:00	83.9	84.0	89.8	85.0	84.0	84.0	84.5	84.9	85.7	85.5	92.8	87.7	85.8	86.6	86.2	87.1	84.9	86.6	84.5	45.6	45.4	
9/13 11:00	84.0	84.0	89.8	84.9	84.1	84.0	84.3	84.8	85.7	85.5	92.8	87.7	85.8	86.7	86.3	87.1	84.9	86.6	84.6	45.7	45.4	
9/13 17:00	84.4	84.4	90.2	85.3	84.4	84.4	84.8	85.2	86.0	85.8	93.1	88.0	86.2	87.1	86.6	87.5	85.2	86.8	85.0	45.6	45.4	
9/13 23:00	84.0	84.1	90.0	85.0	84.1	84.1	84.4	84.9	85.7	85.5	92.9	87.7	85.8	86.7	86.3	87.2	84.9	86.6	84.6	45.6	45.4	
9/14 5:00	84.0	84.1	89.9	85.1	84.1	84.1	84.5	84.9	85.8	85.6	92.8	87.7	85.9	86.7	86.3	87.2	84.9	86.6	84.7	45.7	45.4	
9/14 11:00	84.0	84.1	90.0	85.1	84.1	84.1	84.5	84.9	85.8	85.6	92.9	87.8	85.8	86.7	86.3	87.2	84.9	86.6	84.7	45.7	45.5	
9/14 17:00	83.9	84.1	89.9	85.0	84.0	84.0	84.4	84.9	85.7	85.5	92.8	87.7	85.8	86.6	86.2	87.2	84.9	86.5	84.6	45.7	45.4	
9/14 23:00	84.2	84.2	90.1	85.2	84.3	84.2	84.6	85.1	85.9	85.7	93.0	87.9	86.0	86.9	86.4	87.4	85.1	86.8	84.8	45.7	45.5	
9/15 5:00	84.0	84.0	89.9	85.0	84.0	84.0	84.4	84.9	85.7	85.5	92.9	87.7	85.8	86.6	86.2	87.1	84.8	86.6	84.5	45.7	45.4	
9/15 11:00	84.1	84.1	90.0	85.1	84.2	84.2	84.5	84.9	85.8	85.7	92.9	87.8	85.9	86.7	86.4	87.3	85.0	86.7	84.7	45.7	45.4	
9/15 17:00	84.5	84.6	90.4	85.5	84.6	84.5	84.9	85.3	86.1	85.9	93.4	88.3	86.3	87.2	86.8	87.7	85.3	87.0	85.2	45.6	45.4	
9/15 23:00	84.2	84.3	90.2	85.2	84.3	84.3	84.7	85.0	85.9	85.7	93.0	87.9	86.1	87.0	86.5	87.5	85.1	86.8	84.9	45.6	45.3	
9/16 5:00	84.3	84.4	90.3	85.4	84.5	84.5	84.8	85.3	86.1	85.9	93.3	88.1	86.2	87.1	86.6	87.6	85.3	87.0	85.0	45.4	45.2	
9/16 11:00	84.5	84.6	90.4	85.5	84.6	84.6	84.9	85.4	86.1	86.0	93.3	88.2	86.3	87.3	86.8	87.7	85.4	87.1	85.1	45.4	45.1	
9/16 17:00	84.6	84.7	90.5	85.5	84.6	84.6	85.0	85.3	86.2	86.0	93.3	88.2	86.4	87.3	87.0	87.8	85.5	87.0	85.2	45.3	45.1	
9/16 23:00	84.2	84.3	90.3	85.2	84.4	84.3	84.7	85.1	86.0	85.8	93.1	87.9	86.1	87.0	86.6	87.5	85.2	86.9	84.9	45.2	45.0	
9/17 5:00	83.8	83.8	89.7	84.7	83.9	83.9	84.2	84.6	85.5	85.3	92.5	87.4	85.6	86.5	86.1	87.0	84.7	86.4	84.5	45.2	45.0	
9/17 11:00	83.7	83.8	89.6	84.6	83.8	83.8	84.2	84.5	85.4	85.2	92.3	87.4	85.6	86.4	86.1	86.9	84.7	86.3	84.4	45.2	45.0	
9/17 17:00	83.8	83.9	89.7	84.7	83.9	83.9	84.2	84.6	85.4	85.3	92.3	87.3	85.5	86.5	86.1	86.9	84.7	86.3	84.5	45.0	45.0	S/C Pool Water Temperature A DS
9/17 23:00	83.3	83.4	89.2	84.3	83.4	83.4	83.8	84.2	85.1	84.9	91.8	86.9	85.1	86.0	85.6	86.4	84.2	85.9	84.0	45.3	45.0	
9/18 5:00	83.1	83.2	89.0	84.2	83.3	83.3	83.6	84.0	85.0	84.8	91.7	86.8	85.0	85.8	85.4	86.3	84.1	85.8	83.7	45.3	45.0	
9/18 11:00	83.2	83.3	89.3	84.2	83.3	83.3	83.4	84.0	84.9	84.7	91.7	86.9	85.0	85.9	85.5	86.4	84.2	85.8	83.9	45.3	45.1	
9/18 17:00	83.5	83.6	89.3	84.4	83.5	83.6	83.8	84.3	85.1	85.0	91.8	87.1	85.3	86.3	85.8	86.6	84.5	85.9	84.2	45.3	45.0	
9/18 23:00	83.0	83.1	88.9	84.1	83.1	83.1	83.4	83.9	84.8	84.7	91.6	86.7	84.9	85.7	85.3	86.2	84.0	85.6	83.7	45.3	45.0	
9/19 5:00	82.7	82.7	88.6	83.8	82.8	82.8	83.1	83.6	84.5	84.4	91.4	86.4	84.6	85.4	85.0	85.9	83.7	84.4	82.4	45.4	45.1	
9/19 11:00	82.5	82.5	88.2	83.7	82.6	82.7	83.0	83.4	84.5	84.3	91.2	86.3	84.5	85.1	84.8	85.7	83.5			45.3	45.2	D/W HVH戻り及びRPVベローズル計器点検中