

Fixed point Monitoring Status by Temporary Monitoring Post at Fukushima Daiichi Nuclear Power Station

Date	Radiation Dose Rate ( $\mu$ Sv/h) At the Main Buiding	Radiation Dose Rate ( $\mu$ Sv/h) At the Main Gate	Radiation Dose Rate ( $\mu$ Sv/h) At the West Gate
2018/3/1 0:00	14	1	1
2018/3/1 0:30	14	1	1
2018/3/1 1:00	14	1	1
2018/3/1 1:30	14	1	1
2018/3/1 2:00	14	1	1
2018/3/1 2:30	14	1	1
2018/3/1 3:00	14	1	1
2018/3/1 3:30	14	1	1
2018/3/1 4:00	14	1	1
2018/3/1 4:30	14	1	1
2018/3/1 5:00	14	1	1
2018/3/1 5:30	14	1	1
2018/3/1 6:00	14	1	1
2018/3/1 6:30	14	1	1
2018/3/1 7:00	14	1	1
2018/3/1 7:30	14	1	1
2018/3/1 8:00	14	1	1
2018/3/1 8:30	14	1	1
2018/3/1 9:00	14	1	1
2018/3/1 9:30	14	1	1
2018/3/1 10:00	14	1	1
2018/3/1 10:30	14	1	1
2018/3/1 11:00	14	1	1
2018/3/1 11:30	14	1	1
2018/3/1 12:00	14	1	1
2018/3/1 12:30	14	1	1
2018/3/1 13:00	14	1	1
2018/3/1 13:30	14	1	1
2018/3/1 14:00	14	1	1
2018/3/1 14:30	14	1	1
2018/3/1 15:00	14	1	1
2018/3/1 15:30	14	1	1
2018/3/1 16:00	14	1	1
2018/3/1 16:30	14	1	1
2018/3/1 17:00	14	1	1
2018/3/1 17:30	14	1	1
2018/3/1 18:00	14	1	1
2018/3/1 18:30	14	1	1
2018/3/1 19:00	14	1	1
2018/3/1 19:30	14	1	1
2018/3/1 20:00	14	1	1
2018/3/1 20:30	14	1	1
2018/3/1 21:00	14	1	1
2018/3/1 21:30	13	1	1
2018/3/1 22:00	14	1	1
2018/3/1 22:30	14	1	1
2018/3/1 23:00	14	1	1
2018/3/1 23:30	14	1	1

**Monitoring data at Fukushima Daiichi Nuclear Power Station ( $\mu$  Sv/h)**

\*About the direction of the wind and the wind velocity, we are measuring with the weather observation meter of the 10m higher.

\*"–": the wind velocity/"CALM":the wind direction is below 0.5m/s.

\*As number of measurement devices in the field is increasing, measurement of dose rate (gamma ray) through the monitoring car was stopped at 0:00 on March 30, 2017.



Measuring Point	Measurement Date	$\gamma$ Ray	Neutron Ray	Weather	Wind Direction	Wind Velocity (m/s)
West Gate	2018/3/1 0:00	–	<0.01	Cloudy	SW	0.5
West Gate	2018/3/1 0:10	–	<0.01	Cloudy	–	CALM
West Gate	2018/3/1 0:20	–	<0.01	Cloudy	–	CALM
West Gate	2018/3/1 0:30	–	<0.01	Cloudy	–	CALM
West Gate	2018/3/1 0:40	–	<0.01	Cloudy	–	CALM
West Gate	2018/3/1 0:50	–	<0.01	Cloudy	–	CALM
West Gate	2018/3/1 1:00	–	<0.01	Cloudy	NNW	0.5
West Gate	2018/3/1 1:10	–	<0.01	Cloudy	NE	0.8
West Gate	2018/3/1 1:20	–	<0.01	Cloudy	ENE	1.0
West Gate	2018/3/1 1:30	–	<0.01	Cloudy	NNE	0.8
West Gate	2018/3/1 1:40	–	<0.01	Cloudy	–	CALM
West Gate	2018/3/1 1:50	–	<0.01	Cloudy	SE	1.5
West Gate	2018/3/1 2:00	–	<0.01	Cloudy	SE	2.2
West Gate	2018/3/1 2:10	–	<0.01	Cloudy	SE	4.0
West Gate	2018/3/1 2:20	–	<0.01	Rain	SE	4.4
West Gate	2018/3/1 2:30	–	<0.01	Rain	SE	4.6
West Gate	2018/3/1 2:40	–	<0.01	Rain	ESE	4.4
West Gate	2018/3/1 2:50	–	<0.01	Rain	ESE	4.4
West Gate	2018/3/1 3:00	–	<0.01	Rain	ESE	4.1
West Gate	2018/3/1 3:10	–	<0.01	Rain	ESE	4.4
West Gate	2018/3/1 3:20	–	<0.01	Rain	SE	3.9
West Gate	2018/3/1 3:30	–	<0.01	Rain	SE	4.4
West Gate	2018/3/1 3:40	–	<0.01	Rain	SE	5.8
West Gate	2018/3/1 3:50	–	<0.01	Rain	SE	6.5
West Gate	2018/3/1 4:00	–	<0.01	Rain	SE	6.8
West Gate	2018/3/1 4:10	–	<0.01	Rain	SE	6.5
West Gate	2018/3/1 4:20	–	<0.01	Rain	SE	5.7
West Gate	2018/3/1 4:30	–	<0.01	Rain	SE	3.8
West Gate	2018/3/1 4:40	–	<0.01	Rain	ESE	4.4
West Gate	2018/3/1 4:50	–	<0.01	Rain	ESE	5.2
West Gate	2018/3/1 5:00	–	<0.01	Rain	ESE	5.2
West Gate	2018/3/1 5:10	–	<0.01	Rain	ESE	4.4
West Gate	2018/3/1 5:20	–	<0.01	Rain	SE	5.2
West Gate	2018/3/1 5:30	–	<0.01	Rain	SE	7.2
West Gate	2018/3/1 5:40	–	<0.01	Rain	SE	7.3
West Gate	2018/3/1 5:50	–	<0.01	Rain	SE	6.9
West Gate	2018/3/1 6:00	–	<0.01	Rain	SE	8.5
West Gate	2018/3/1 6:10	–	<0.01	Rain	SE	8.6
West Gate	2018/3/1 6:20	–	<0.01	Rain	SE	8.4
West Gate	2018/3/1 6:30	–	<0.01	Rain	SE	8.3
West Gate	2018/3/1 6:40	–	<0.01	Rain	SE	8.2
West Gate	2018/3/1 6:50	–	<0.01	Rain	SE	9.4
West Gate	2018/3/1 7:00	–	<0.01	Rain	SE	9.7
West Gate	2018/3/1 7:10	–	<0.01	Rain	SE	8.1
West Gate	2018/3/1 7:20	–	<0.01	Rain	SE	8.2
West Gate	2018/3/1 7:30	–	<0.01	Rain	SE	8.0
West Gate	2018/3/1 7:40	–	<0.01	Rain	SE	7.6
West Gate	2018/3/1 7:50	–	<0.01	Rain	SE	5.8
West Gate	2018/3/1 8:00	–	<0.01	Rain	SSE	5.9
West Gate	2018/3/1 8:10	–	<0.01	Rain	SSE	4.5
West Gate	2018/3/1 8:20	–	<0.01	Rain	S	5.2
West Gate	2018/3/1 8:30	–	<0.01	Rain	S	5.3
West Gate	2018/3/1 8:40	–	<0.01	Rain	S	3.7
West Gate	2018/3/1 8:50	–	<0.01	Rain	SSE	4.3
West Gate	2018/3/1 9:00	–	<0.01	Rain	SSE	2.3
West Gate	2018/3/1 9:10	–	<0.01	Rain	S	2.2
West Gate	2018/3/1 9:20	–	<0.01	Rain	SSE	5.3
West Gate	2018/3/1 9:30	–	<0.01	Rain	SSE	4.9
West Gate	2018/3/1 9:40	–	<0.01	Rain	S	5.1
West Gate	2018/3/1 9:50	–	<0.01	Rain	S	7.1
West Gate	2018/3/1 10:00	–	<0.01	Rain	S	4.6
West Gate	2018/3/1 10:10	–	<0.01	Rain	S	3.5
West Gate	2018/3/1 10:20	–	<0.01	Rain	S	3.4
West Gate	2018/3/1 10:30	–	<0.01	Cloudy	S	2.4
West Gate	2018/3/1 10:40	–	<0.01	Cloudy	SSW	3.4
West Gate	2018/3/1 10:50	–	<0.01	Cloudy	S	3.4
West Gate	2018/3/1 11:00	–	<0.01	Cloudy	S	2.7
West Gate	2018/3/1 11:10	–	<0.01	Cloudy	S	2.8
West Gate	2018/3/1 11:20	–	<0.01	Cloudy	S	2.1

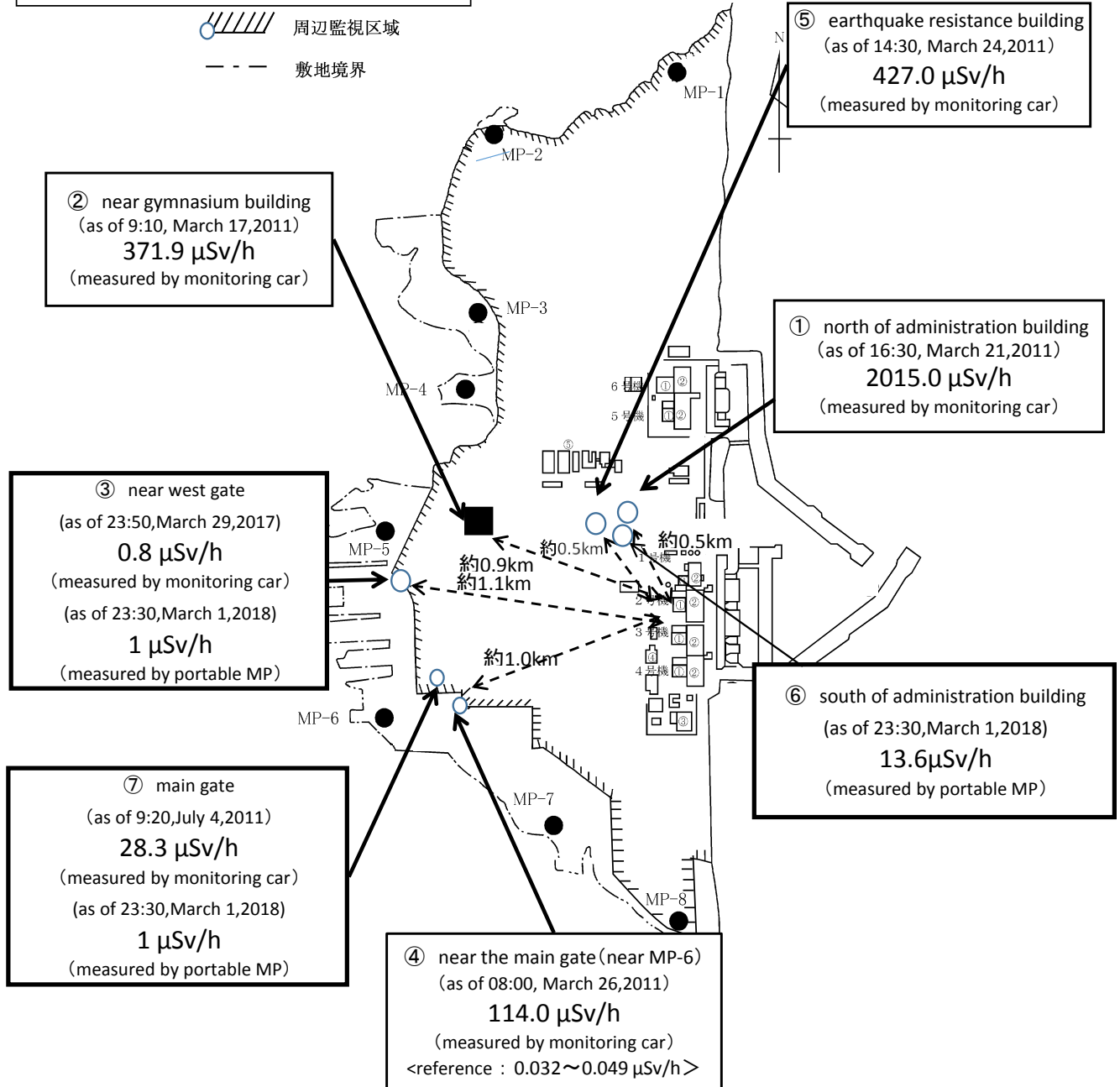
Measuring Point	Measurement Date	$\gamma$ Ray	Neutron Ray	Weather	Wind Direction	Wind Velocity (m/s)
West Gate	2018/3/1 11:30	-	<0.01	Cloudy	SSE	2.1
West Gate	2018/3/1 11:40	-	<0.01	Cloudy	SSW	2.1
West Gate	2018/3/1 11:50	-	<0.01	Cloudy	WSW	1.5
West Gate	2018/3/1 12:00	-	<0.01	Rain	WNW	2.5
West Gate	2018/3/1 12:10	-	<0.01	Fine	W	2.2
West Gate	2018/3/1 12:20	-	<0.01	Fine	WNW	2.4
West Gate	2018/3/1 12:30	-	<0.01	Fine	NW	1.3
West Gate	2018/3/1 12:40	-	<0.01	Fine	NNW	1.4
West Gate	2018/3/1 12:50	-	<0.01	Fine	WNW	3.1
West Gate	2018/3/1 13:00	-	<0.01	Fine	NW	3.5
West Gate	2018/3/1 13:10	-	<0.01	Fine	WNW	2.9
West Gate	2018/3/1 13:20	-	<0.01	Fine	WNW	2.6
West Gate	2018/3/1 13:30	-	<0.01	Fine	NW	2.4
West Gate	2018/3/1 13:40	-	<0.01	Fine	W	2.5
West Gate	2018/3/1 13:50	-	<0.01	Fine	WNW	3.4
West Gate	2018/3/1 14:00	-	<0.01	Fine	WNW	3.7
West Gate	2018/3/1 14:10	-	<0.01	Fine	W	3.0
West Gate	2018/3/1 14:20	-	<0.01	Fine	W	4.3
West Gate	2018/3/1 14:30	-	<0.01	Fine	W	3.5
West Gate	2018/3/1 14:40	-	<0.01	Fine	WNW	3.2
West Gate	2018/3/1 14:50	-	<0.01	Fine	WNW	5.4
West Gate	2018/3/1 15:00	-	<0.01	Fine	W	3.8
West Gate	2018/3/1 15:10	-	<0.01	Fine	WNW	5.6
West Gate	2018/3/1 15:20	-	<0.01	Fine	WNW	4.8
West Gate	2018/3/1 15:30	-	<0.01	Fine	WNW	5.6
West Gate	2018/3/1 15:40	-	<0.01	Fine	WNW	4.7
West Gate	2018/3/1 15:50	-	<0.01	Fine	WNW	5.1
West Gate	2018/3/1 16:00	-	<0.01	Fine	WNW	3.6
West Gate	2018/3/1 16:10	-	<0.01	Fine	W	3.7
West Gate	2018/3/1 16:20	-	<0.01	Fine	W	3.1
West Gate	2018/3/1 16:30	-	<0.01	Fine	W	3.4
West Gate	2018/3/1 16:40	-	<0.01	Fine	W	3.4
West Gate	2018/3/1 16:50	-	<0.01	Fine	W	3.0
West Gate	2018/3/1 17:00	-	<0.01	Fine	W	3.0
West Gate	2018/3/1 17:10	-	<0.01	Fine	W	2.9
West Gate	2018/3/1 17:20	-	<0.01	Fine	W	1.7
West Gate	2018/3/1 17:30	-	<0.01	Fine	W	2.3
West Gate	2018/3/1 17:40	-	<0.01	Fine	WNW	2.4
West Gate	2018/3/1 17:50	-	<0.01	Fine	WNW	2.5
West Gate	2018/3/1 18:00	-	<0.01	Fine	WNW	2.5
West Gate	2018/3/1 18:10	-	<0.01	Cloudy	WNW	1.6
West Gate	2018/3/1 18:20	-	<0.01	Cloudy	WNW	1.8
West Gate	2018/3/1 18:30	-	<0.01	Cloudy	WNW	2.1
West Gate	2018/3/1 18:40	-	<0.01	Cloudy	WNW	3.6
West Gate	2018/3/1 18:50	-	<0.01	Rain	WNW	4.3
West Gate	2018/3/1 19:00	-	<0.01	Rain	WNW	2.9
West Gate	2018/3/1 19:10	-	<0.01	Cloudy	W	1.4
West Gate	2018/3/1 19:20	-	<0.01	Cloudy	W	1.6
West Gate	2018/3/1 19:30	-	<0.01	Cloudy	WNW	2.4
West Gate	2018/3/1 19:40	-	<0.01	Cloudy	WNW	2.0
West Gate	2018/3/1 19:50	-	<0.01	Rain	WNW	2.5
West Gate	2018/3/1 20:00	-	<0.01	Rain	WNW	4.2
West Gate	2018/3/1 20:10	-	<0.01	Cloudy	WNW	2.7
West Gate	2018/3/1 20:20	-	<0.01	Cloudy	WNW	3.0
West Gate	2018/3/1 20:30	-	<0.01	Cloudy	W	2.2
West Gate	2018/3/1 20:40	-	<0.01	Cloudy	W	1.6
West Gate	2018/3/1 20:50	-	<0.01	Cloudy	WNW	3.0
West Gate	2018/3/1 21:00	-	<0.01	Rain	WNW	2.8
West Gate	2018/3/1 21:10	-	<0.01	Cloudy	WNW	3.7
West Gate	2018/3/1 21:20	-	<0.01	Cloudy	WNW	2.7
West Gate	2018/3/1 21:30	-	<0.01	Cloudy	W	2.2
West Gate	2018/3/1 21:40	-	<0.01	Rain	W	1.9
West Gate	2018/3/1 21:50	-	<0.01	Cloudy	W	2.8
West Gate	2018/3/1 22:00	-	<0.01	Cloudy	W	2.3
West Gate	2018/3/1 22:10	-	<0.01	Cloudy	W	2.4
West Gate	2018/3/1 22:20	-	<0.01	Cloudy	WNW	3.2
West Gate	2018/3/1 22:30	-	<0.01	Cloudy	WNW	3.1
West Gate	2018/3/1 22:40	-	<0.01	Cloudy	W	2.6
West Gate	2018/3/1 22:50	-	<0.01	Cloudy	W	3.2
West Gate	2018/3/1 23:00	-	<0.01	Cloudy	W	2.6
West Gate	2018/3/1 23:10	-	<0.01	Cloudy	W	2.7
West Gate	2018/3/1 23:20	-	<0.01	Rain	WNW	3.5
West Gate	2018/3/1 23:30	-	<0.01	Cloudy	WNW	3.2
West Gate	2018/3/1 23:40	-	<0.01	Cloudy	WNW	3.1
West Gate	2018/3/1 23:50	-	<0.01	Rain	WNW	3.7

# Fukushima Daiichi Nuclear Power Plant

2018/3/1  
as of 23:50

周辺監視区域: supervised outside area  
敷地境界: site boundary

 周辺監視区域  
 敷地境界



※Reference data indicate the normal fluctuation range of airborne radiation rate.