

Fixed point Monitoring Status by Temporary Monitoring Post at Fukushima Daiichi Nuclear Power Station

Date	Radiation Dose Rate ( $\mu$ Sv/h) At the Main Buiding	Radiation Dose Rate ( $\mu$ Sv/h) At the Main Gate	Radiation Dose Rate ( $\mu$ Sv/h) At the West Gate
2017/11/14 0:00	15	1	1
2017/11/14 0:30	15	1	1
2017/11/14 1:00	15	1	1
2017/11/14 1:30	15	1	1
2017/11/14 2:00	15	1	1
2017/11/14 2:30	15	1	1
2017/11/14 3:00	15	1	1
2017/11/14 3:30	15	1	1
2017/11/14 4:00	15	1	1
2017/11/14 4:30	15	1	1
2017/11/14 5:00	15	1	1
2017/11/14 5:30	15	1	1
2017/11/14 6:00	15	1	1
2017/11/14 6:30	15	1	1
2017/11/14 7:00	15	1	1
2017/11/14 7:30	15	1	1
2017/11/14 8:00	15	1	1
2017/11/14 8:30	15	1	1
2017/11/14 9:00	15	1	1
2017/11/14 9:30	15	1	1
2017/11/14 10:00	15	1	1
2017/11/14 10:30	15	1	1
2017/11/14 11:00	15	1	1
2017/11/14 11:30	15	1	1
2017/11/14 12:00	15	1	1
2017/11/14 12:30	15	1	1
2017/11/14 13:00	15	1	1
2017/11/14 13:30	15	1	1
2017/11/14 14:00	15	1	1
2017/11/14 14:30	15	1	1
2017/11/14 15:00	15	1	1
2017/11/14 15:30	15	1	1
2017/11/14 16:00	15	1	1
2017/11/14 16:30	15	1	1
2017/11/14 17:00	15	1	1
2017/11/14 17:30	15	1	1
2017/11/14 18:00	15	1	1
2017/11/14 18:30	15	1	1
2017/11/14 19:00	15	1	1
2017/11/14 19:30	15	1	1
2017/11/14 20:00	15	1	1
2017/11/14 20:30	15	1	1
2017/11/14 21:00	15	1	1
2017/11/14 21:30	15	1	1
2017/11/14 22:00	15	1	1
2017/11/14 22:30	15	1	1
2017/11/14 23:00	15	1	1
2017/11/14 23:30	15	1	1

**Monitoring data at Fukushima Daiichi Nuclear Power Station ( $\mu$  Sv/h)**

\*About the direction of the wind and the wind velocity, we are measuring with the weather observation meter of the 10m higher.

\*"–": the wind velocity/"CALM": the wind direction is below 0.5m/s.

\*As number of measurement devices in the field is increasing, measurement of dose rate (gamma ray) through the monitoring car was stopped at 0:00 on March 30, 2017.

Measuring Point	Measurement Date	$\gamma$ Ray	Neutron Ray	Weather	Wind Direction	Wind Velocity (m/s)
West Gate	2017/11/14 0:00	–	<0.01	Fine	–	CALM
West Gate	2017/11/14 0:10	–	<0.01	Cloudy	NW	1.0
West Gate	2017/11/14 0:20	–	<0.01	Cloudy	–	CALM
West Gate	2017/11/14 0:30	–	<0.01	Cloudy	W	0.5
West Gate	2017/11/14 0:40	–	<0.01	Cloudy	–	CALM
West Gate	2017/11/14 0:50	–	<0.01	Cloudy	NW	1.8
West Gate	2017/11/14 1:00	–	<0.01	Cloudy	WNW	1.3
West Gate	2017/11/14 1:10	–	<0.01	Cloudy	–	CALM
West Gate	2017/11/14 1:20	–	<0.01	Cloudy	WSW	0.5
West Gate	2017/11/14 1:30	–	<0.01	Cloudy	W	0.9
West Gate	2017/11/14 1:40	–	<0.01	Cloudy	NW	1.3
West Gate	2017/11/14 1:50	–	<0.01	Cloudy	NW	1.4
West Gate	2017/11/14 2:00	–	<0.01	Cloudy	WNW	1.3
West Gate	2017/11/14 2:10	–	<0.01	Cloudy	WNW	0.8
West Gate	2017/11/14 2:20	–	<0.01	Cloudy	WNW	1.3
West Gate	2017/11/14 2:30	–	<0.01	Cloudy	WNW	1.0
West Gate	2017/11/14 2:40	–	<0.01	Cloudy	–	CALM
West Gate	2017/11/14 2:50	–	<0.01	Cloudy	–	CALM
West Gate	2017/11/14 3:00	–	<0.01	Cloudy	–	CALM
West Gate	2017/11/14 3:10	–	<0.01	Cloudy	ESE	0.5
West Gate	2017/11/14 3:20	–	<0.01	Cloudy	–	CALM
West Gate	2017/11/14 3:30	–	<0.01	Cloudy	–	CALM
West Gate	2017/11/14 3:40	–	<0.01	Cloudy	NNW	0.9
West Gate	2017/11/14 3:50	–	<0.01	Cloudy	–	CALM
West Gate	2017/11/14 4:00	–	<0.01	Cloudy	WNW	0.6
West Gate	2017/11/14 4:10	–	<0.01	Cloudy	W	1.3
West Gate	2017/11/14 4:20	–	<0.01	Cloudy	WSW	0.6
West Gate	2017/11/14 4:30	–	<0.01	Cloudy	NW	0.5
West Gate	2017/11/14 4:40	–	<0.01	Cloudy	NW	0.6
West Gate	2017/11/14 4:50	–	<0.01	Cloudy	–	CALM
West Gate	2017/11/14 5:00	–	<0.01	Cloudy	–	CALM
West Gate	2017/11/14 5:10	–	<0.01	Cloudy	–	CALM
West Gate	2017/11/14 5:20	–	<0.01	Cloudy	NW	0.8
West Gate	2017/11/14 5:30	–	<0.01	Cloudy	NW	1.4
West Gate	2017/11/14 5:40	–	<0.01	Cloudy	NW	0.8
West Gate	2017/11/14 5:50	–	<0.01	Cloudy	–	CALM
West Gate	2017/11/14 6:00	–	<0.01	Cloudy	–	CALM
West Gate	2017/11/14 6:10	–	<0.01	Cloudy	NNW	0.6
West Gate	2017/11/14 6:20	–	<0.01	Cloudy	–	CALM
West Gate	2017/11/14 6:30	–	<0.01	Cloudy	–	CALM
West Gate	2017/11/14 6:40	–	<0.01	Cloudy	NNW	0.5
West Gate	2017/11/14 6:50	–	<0.01	Cloudy	–	CALM
West Gate	2017/11/14 7:00	–	<0.01	Cloudy	N	1.1
West Gate	2017/11/14 7:10	–	<0.01	Cloudy	NNW	1.5
West Gate	2017/11/14 7:20	–	<0.01	Cloudy	NNW	0.8
West Gate	2017/11/14 7:30	–	<0.01	Cloudy	–	CALM
West Gate	2017/11/14 7:40	–	<0.01	Cloudy	NNW	0.9
West Gate	2017/11/14 7:50	–	<0.01	Cloudy	N	0.7
West Gate	2017/11/14 8:00	–	<0.01	Cloudy	–	CALM
West Gate	2017/11/14 8:10	–	<0.01	Cloudy	–	CALM
West Gate	2017/11/14 8:20	–	<0.01	Cloudy	NNW	1.4
West Gate	2017/11/14 8:30	–	<0.01	Cloudy	NNW	1.6
West Gate	2017/11/14 8:40	–	<0.01	Cloudy	NNW	1.7
West Gate	2017/11/14 8:50	–	<0.01	Cloudy	NNW	1.8
West Gate	2017/11/14 9:00	–	<0.01	Cloudy	N	1.6
West Gate	2017/11/14 9:10	–	<0.01	Cloudy	NE	1.0
West Gate	2017/11/14 9:20	–	<0.01	Cloudy	NE	1.0
West Gate	2017/11/14 9:30	–	<0.01	Cloudy	N	1.2
West Gate	2017/11/14 9:40	–	<0.01	Cloudy	NNE	1.3
West Gate	2017/11/14 9:50	–	<0.01	Cloudy	NNE	1.4
West Gate	2017/11/14 10:00	–	<0.01	Cloudy	NE	1.8
West Gate	2017/11/14 10:10	–	<0.01	Cloudy	NE	1.8
West Gate	2017/11/14 10:20	–	<0.01	Cloudy	NNE	1.7
West Gate	2017/11/14 10:30	–	<0.01	Cloudy	NNE	1.4
West Gate	2017/11/14 10:40	–	<0.01	Cloudy	NNE	1.5
West Gate	2017/11/14 10:50	–	<0.01	Cloudy	ENE	1.3
West Gate	2017/11/14 11:00	–	<0.01	Cloudy	NE	1.1
West Gate	2017/11/14 11:10	–	<0.01	Cloudy	ENE	0.9
West Gate	2017/11/14 11:20	–	<0.01	Cloudy	ESE	0.8



Measuring Point	Measurement Date	$\gamma$ Ray	Neutron Ray	Weather	Wind Direction	Wind Velocity (m/s)
West Gate	2017/11/14 11:30	-	<0.01	Cloudy	ESE	1.2
West Gate	2017/11/14 11:40	-	<0.01	Rain	SE	1.6
West Gate	2017/11/14 11:50	-	<0.01	Rain	S	1.6
West Gate	2017/11/14 12:00	-	<0.01	Cloudy	S	1.9
West Gate	2017/11/14 12:10	-	<0.01	Rain	SSE	1.6
West Gate	2017/11/14 12:20	-	<0.01	Cloudy	SE	1.3
West Gate	2017/11/14 12:30	-	<0.01	Rain	SSE	1.0
West Gate	2017/11/14 12:40	-	<0.01	Cloudy	ESE	1.5
West Gate	2017/11/14 12:50	-	<0.01	Cloudy	ESE	1.8
West Gate	2017/11/14 13:00	-	<0.01	Cloudy	ESE	0.6
West Gate	2017/11/14 13:10	-	<0.01	Cloudy	ESE	0.6
West Gate	2017/11/14 13:20	-	<0.01	Cloudy	ESE	0.8
West Gate	2017/11/14 13:30	-	<0.01	Cloudy	SE	1.3
West Gate	2017/11/14 13:40	-	<0.01	Cloudy	SE	1.1
West Gate	2017/11/14 13:50	-	<0.01	Cloudy	-	CALM
West Gate	2017/11/14 14:00	-	<0.01	Rain	-	CALM
West Gate	2017/11/14 14:10	-	<0.01	Rain	-	CALM
West Gate	2017/11/14 14:20	-	<0.01	Rain	NNW	1.6
West Gate	2017/11/14 14:30	-	<0.01	Rain	NNW	1.4
West Gate	2017/11/14 14:40	-	<0.01	Rain	WNW	0.7
West Gate	2017/11/14 14:50	-	<0.01	Rain	WNW	1.0
West Gate	2017/11/14 15:00	-	<0.01	Rain	WNW	2.0
West Gate	2017/11/14 15:10	-	<0.01	Rain	NW	1.9
West Gate	2017/11/14 15:20	-	<0.01	Rain	NW	2.1
West Gate	2017/11/14 15:30	-	<0.01	Rain	NW	2.0
West Gate	2017/11/14 15:40	-	<0.01	Rain	NW	1.9
West Gate	2017/11/14 15:50	-	<0.01	Rain	NW	2.5
West Gate	2017/11/14 16:00	-	<0.01	Rain	NW	2.4
West Gate	2017/11/14 16:10	-	<0.01	Rain	NW	2.7
West Gate	2017/11/14 16:20	-	<0.01	Rain	NNW	1.8
West Gate	2017/11/14 16:30	-	<0.01	Rain	NW	1.1
West Gate	2017/11/14 16:40	-	<0.01	Rain	-	CALM
West Gate	2017/11/14 16:50	-	<0.01	Cloudy	-	CALM
West Gate	2017/11/14 17:00	-	<0.01	Cloudy	NW	0.9
West Gate	2017/11/14 17:10	-	<0.01	Cloudy	NW	0.5
West Gate	2017/11/14 17:20	-	<0.01	Cloudy	NW	0.7
West Gate	2017/11/14 17:30	-	<0.01	Cloudy	NW	0.8
West Gate	2017/11/14 17:40	-	<0.01	Cloudy	-	CALM
West Gate	2017/11/14 17:50	-	<0.01	Cloudy	-	CALM
West Gate	2017/11/14 18:00	-	<0.01	Cloudy	SW	0.7
West Gate	2017/11/14 18:10	-	<0.01	Cloudy	SW	0.9
West Gate	2017/11/14 18:20	-	<0.01	Cloudy	-	CALM
West Gate	2017/11/14 18:30	-	<0.01	Cloudy	-	CALM
West Gate	2017/11/14 18:40	-	<0.01	Cloudy	-	CALM
West Gate	2017/11/14 18:50	-	<0.01	Cloudy	WSW	0.7
West Gate	2017/11/14 19:00	-	<0.01	Cloudy	-	CALM
West Gate	2017/11/14 19:10	-	<0.01	Cloudy	-	CALM
West Gate	2017/11/14 19:20	-	<0.01	Cloudy	WSW	0.7
West Gate	2017/11/14 19:30	-	<0.01	Cloudy	WNW	0.5
West Gate	2017/11/14 19:40	-	<0.01	Cloudy	WNW	0.9
West Gate	2017/11/14 19:50	-	<0.01	Cloudy	WNW	0.8
West Gate	2017/11/14 20:00	-	<0.01	Cloudy	WNW	1.4
West Gate	2017/11/14 20:10	-	<0.01	Cloudy	WNW	1.0
West Gate	2017/11/14 20:20	-	<0.01	Cloudy	WNW	1.1
West Gate	2017/11/14 20:30	-	<0.01	Cloudy	WNW	0.8
West Gate	2017/11/14 20:40	-	<0.01	Cloudy	WSW	0.7
West Gate	2017/11/14 20:50	-	<0.01	Cloudy	WSW	0.5
West Gate	2017/11/14 21:00	-	<0.01	Cloudy	SW	0.5
West Gate	2017/11/14 21:10	-	<0.01	Cloudy	-	CALM
West Gate	2017/11/14 21:20	-	<0.01	Cloudy	W	0.9
West Gate	2017/11/14 21:30	-	<0.01	Cloudy	NW	1.7
West Gate	2017/11/14 21:40	-	<0.01	Cloudy	NW	0.8
West Gate	2017/11/14 21:50	-	<0.01	Cloudy	-	CALM
West Gate	2017/11/14 22:00	-	<0.01	Cloudy	NW	0.8
West Gate	2017/11/14 22:10	-	<0.01	Cloudy	WNW	1.2
West Gate	2017/11/14 22:20	-	<0.01	Cloudy	WNW	0.7
West Gate	2017/11/14 22:30	-	<0.01	Cloudy	WNW	1.4
West Gate	2017/11/14 22:40	-	<0.01	Cloudy	WNW	1.8
West Gate	2017/11/14 22:50	-	<0.01	Cloudy	NW	2.2
West Gate	2017/11/14 23:00	-	<0.01	Cloudy	NW	1.8
West Gate	2017/11/14 23:10	-	<0.01	Cloudy	WSW	0.7
West Gate	2017/11/14 23:20	-	<0.01	Cloudy	S	0.7
West Gate	2017/11/14 23:30	-	<0.01	Cloudy	-	CALM
West Gate	2017/11/14 23:40	-	<0.01	Cloudy	NNE	0.7
West Gate	2017/11/14 23:50	-	<0.01	Cloudy	-	CALM

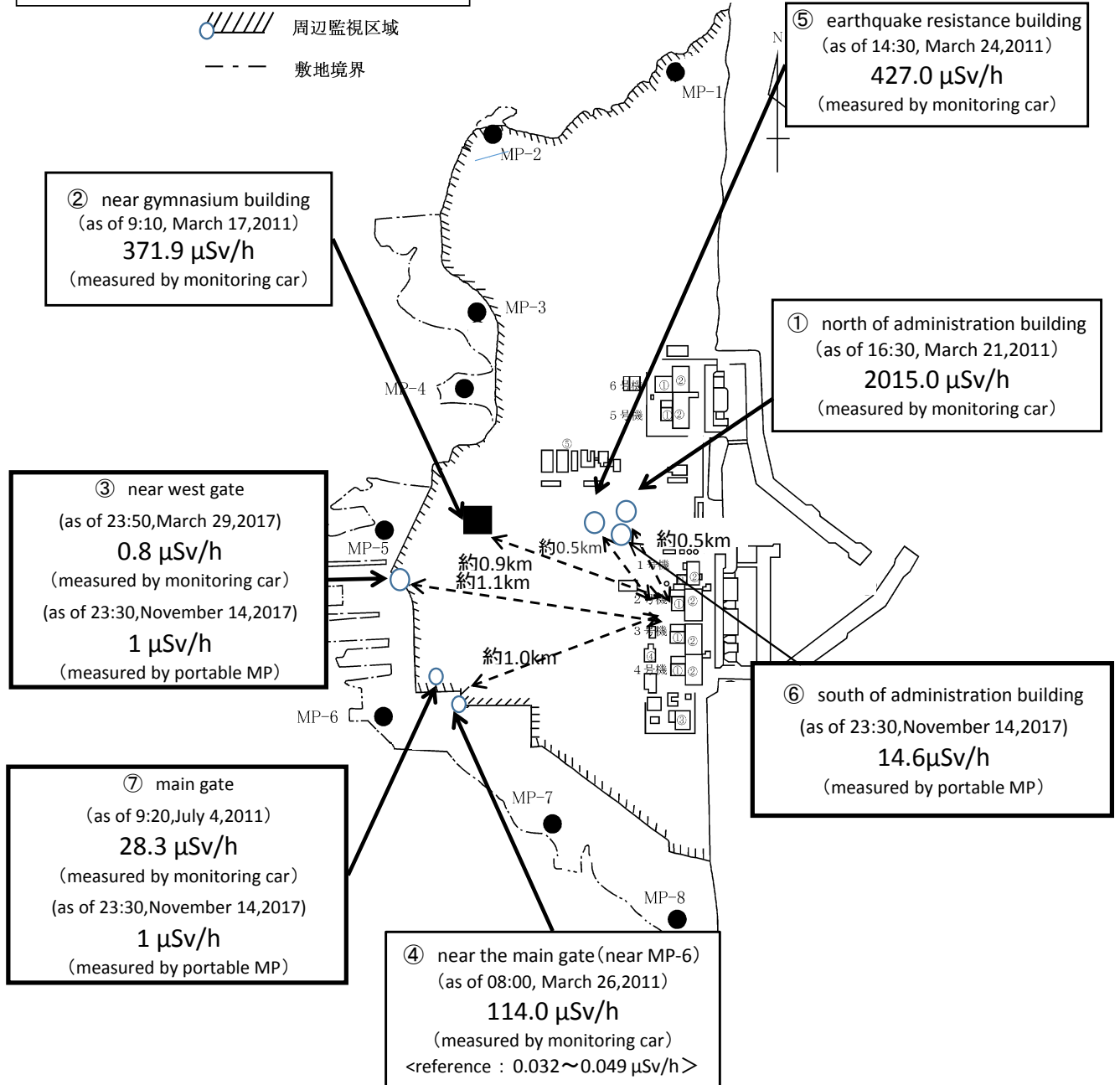
# Fukushima Daiichi Nuclear Power Plant

2017/11/14

周辺監視区域: supervised outside area  
敷地境界: site boundary

as of 23:50

 周辺監視区域  
 敷地境界



※Reference data indicate the normal fluctuation range of airborne radiation rate.