

Fixed point Monitoring Status by Temporary Monitoring Post at Fukushima Daiichi Nuclear Power Station

Date	Radiation Dose Rate ( $\mu$ Sv/h) At the Main Buiding	Radiation Dose Rate ( $\mu$ Sv/h) At the Main Gate	Radiation Dose Rate ( $\mu$ Sv/h) At the West Gate
2017/9/6 0:00	16	1	1
2017/9/6 0:30	16	1	1
2017/9/6 1:00	16	1	1
2017/9/6 1:30	16	1	1
2017/9/6 2:00	15	1	1
2017/9/6 2:30	16	1	1
2017/9/6 3:00	16	1	1
2017/9/6 3:30	16	1	1
2017/9/6 4:00	16	1	1
2017/9/6 4:30	16	1	1
2017/9/6 5:00	16	1	1
2017/9/6 5:30	16	1	1
2017/9/6 6:00	16	1	1
2017/9/6 6:30	16	1	1
2017/9/6 7:00	16	1	1
2017/9/6 7:30	16	1	1
2017/9/6 8:00	16	1	1
2017/9/6 8:30	16	1	1
2017/9/6 9:00	16	1	1
2017/9/6 9:30	16	1	1
2017/9/6 10:00	16	1	1
2017/9/6 10:30	16	1	1
2017/9/6 11:00	16	1	1
2017/9/6 11:30	16	1	1
2017/9/6 12:00	16	1	1
2017/9/6 12:30	16	1	1
2017/9/6 13:00	16	1	1
2017/9/6 13:30	16	1	1
2017/9/6 14:00	16	1	1
2017/9/6 14:30	16	1	1
2017/9/6 15:00	16	1	1
2017/9/6 15:30	16	1	1
2017/9/6 16:00	16	1	1
2017/9/6 16:30	16	1	1
2017/9/6 17:00	16	1	1
2017/9/6 17:30	16	1	1
2017/9/6 18:00	16	1	1
2017/9/6 18:30	16	1	1
2017/9/6 19:00	16	1	1
2017/9/6 19:30	16	1	1
2017/9/6 20:00	16	1	1
2017/9/6 20:30	16	1	1
2017/9/6 21:00	16	1	1
2017/9/6 21:30	16	1	1
2017/9/6 22:00	16	1	1
2017/9/6 22:30	16	1	1
2017/9/6 23:00	16	1	1
2017/9/6 23:30	16	1	1

**Monitoring data at Fukushima Daiichi Nuclear Power Station ( $\mu$  Sv/h)**

\*About the direction of the wind and the wind velocity, we are measuring with the weather observation meter of the 10m higher.

\*"–": the wind velocity/"CALM": the wind direction is below 0.5m/s.

\*As number of measurement devices in the field is increasing, measurement of dose rate (gamma ray) through the monitoring car was stopped at 0:00 on March 30, 2017.



Measuring Point	Measurement Date	$\gamma$ Ray	Neutron Ray	Weather	Wind Direction	Wind Velocity (m/s)
West Gate	2017/9/6 0:00	–	<0.01	Cloudy	NW	1.3
West Gate	2017/9/6 0:10	–	<0.01	Cloudy	NW	1.1
West Gate	2017/9/6 0:20	–	<0.01	Cloudy	NNW	1.4
West Gate	2017/9/6 0:30	–	<0.01	Cloudy	NW	1.3
West Gate	2017/9/6 0:40	–	<0.01	Cloudy	NW	1.3
West Gate	2017/9/6 0:50	–	<0.01	Rain	NW	1.2
West Gate	2017/9/6 1:00	–	<0.01	Rain	WNW	0.7
West Gate	2017/9/6 1:10	–	<0.01	Cloudy	W	0.6
West Gate	2017/9/6 1:20	–	<0.01	Rain	WNW	1.3
West Gate	2017/9/6 1:30	–	<0.01	Cloudy	NW	0.9
West Gate	2017/9/6 1:40	–	<0.01	Cloudy	NW	0.8
West Gate	2017/9/6 1:50	–	<0.01	Cloudy	N	1.2
West Gate	2017/9/6 2:00	–	<0.01	Cloudy	NW	0.7
West Gate	2017/9/6 2:10	–	<0.01	Cloudy	NW	0.6
West Gate	2017/9/6 2:20	–	<0.01	Cloudy	NW	0.7
West Gate	2017/9/6 2:30	–	<0.01	Cloudy	NW	0.7
West Gate	2017/9/6 2:40	–	<0.01	Cloudy	W	0.7
West Gate	2017/9/6 2:50	–	<0.01	Cloudy	WNW	1.2
West Gate	2017/9/6 3:00	–	<0.01	Rain	WNW	0.8
West Gate	2017/9/6 3:10	–	<0.01	Rain	WNW	0.6
West Gate	2017/9/6 3:20	–	<0.01	Rain	–	CALM
West Gate	2017/9/6 3:30	–	<0.01	Rain	–	CALM
West Gate	2017/9/6 3:40	–	<0.01	Rain	–	CALM
West Gate	2017/9/6 3:50	–	<0.01	Rain	–	CALM
West Gate	2017/9/6 4:00	–	<0.01	Rain	NNW	0.6
West Gate	2017/9/6 4:10	–	<0.01	Rain	N	0.9
West Gate	2017/9/6 4:20	–	<0.01	Rain	NNW	1.2
West Gate	2017/9/6 4:30	–	<0.01	Cloudy	NW	0.9
West Gate	2017/9/6 4:40	–	<0.01	Rain	WNW	1.4
West Gate	2017/9/6 4:50	–	<0.01	Rain	NW	1.3
West Gate	2017/9/6 5:00	–	<0.01	Rain	WNW	1.3
West Gate	2017/9/6 5:10	–	<0.01	Rain	NW	0.6
West Gate	2017/9/6 5:20	–	<0.01	Rain	NW	0.8
West Gate	2017/9/6 5:30	–	<0.01	Rain	WNW	1.6
West Gate	2017/9/6 5:40	–	<0.01	Rain	NW	1.0
West Gate	2017/9/6 5:50	–	<0.01	Rain	WNW	0.8
West Gate	2017/9/6 6:00	–	<0.01	Cloudy	WNW	1.1
West Gate	2017/9/6 6:10	–	<0.01	Rain	NW	0.9
West Gate	2017/9/6 6:20	–	<0.01	Rain	NW	0.6
West Gate	2017/9/6 6:30	–	<0.01	Rain	WNW	0.9
West Gate	2017/9/6 6:40	–	<0.01	Rain	WNW	0.7
West Gate	2017/9/6 6:50	–	<0.01	Rain	–	CALM
West Gate	2017/9/6 7:00	–	<0.01	Cloudy	–	CALM
West Gate	2017/9/6 7:10	–	<0.01	Cloudy	WNW	0.6
West Gate	2017/9/6 7:20	–	<0.01	Cloudy	NNW	0.9
West Gate	2017/9/6 7:30	–	<0.01	Rain	NNW	0.8
West Gate	2017/9/6 7:40	–	<0.01	Rain	N	0.6
West Gate	2017/9/6 7:50	–	<0.01	Rain	N	1.0
West Gate	2017/9/6 8:00	–	<0.01	Rain	N	1.1
West Gate	2017/9/6 8:10	–	<0.01	Rain	N	1.4
West Gate	2017/9/6 8:20	–	<0.01	Rain	NNW	0.8
West Gate	2017/9/6 8:30	–	<0.01	Rain	NNW	1.5
West Gate	2017/9/6 8:40	–	<0.01	Rain	N	1.1
West Gate	2017/9/6 8:50	–	<0.01	Rain	–	CALM
West Gate	2017/9/6 9:00	–	<0.01	Rain	NNE	0.6
West Gate	2017/9/6 9:10	–	<0.01	Rain	N	0.9
West Gate	2017/9/6 9:20	–	<0.01	Rain	NE	0.7
West Gate	2017/9/6 9:30	–	<0.01	Rain	ESE	0.6
West Gate	2017/9/6 9:40	–	<0.01	Rain	ESE	0.8
West Gate	2017/9/6 9:50	–	<0.01	Rain	E	1.1
West Gate	2017/9/6 10:00	–	<0.01	Rain	ESE	1.2
West Gate	2017/9/6 10:10	–	<0.01	Rain	SE	1.7
West Gate	2017/9/6 10:20	–	<0.01	Rain	SE	1.8
West Gate	2017/9/6 10:30	–	<0.01	Rain	S	1.7
West Gate	2017/9/6 10:40	–	<0.01	Rain	SSE	1.9
West Gate	2017/9/6 10:50	–	<0.01	Rain	ESE	1.5
West Gate	2017/9/6 11:00	–	<0.01	Rain	ESE	1.7
West Gate	2017/9/6 11:10	–	<0.01	Rain	ESE	1.9
West Gate	2017/9/6 11:20	–	<0.01	Rain	SE	1.8

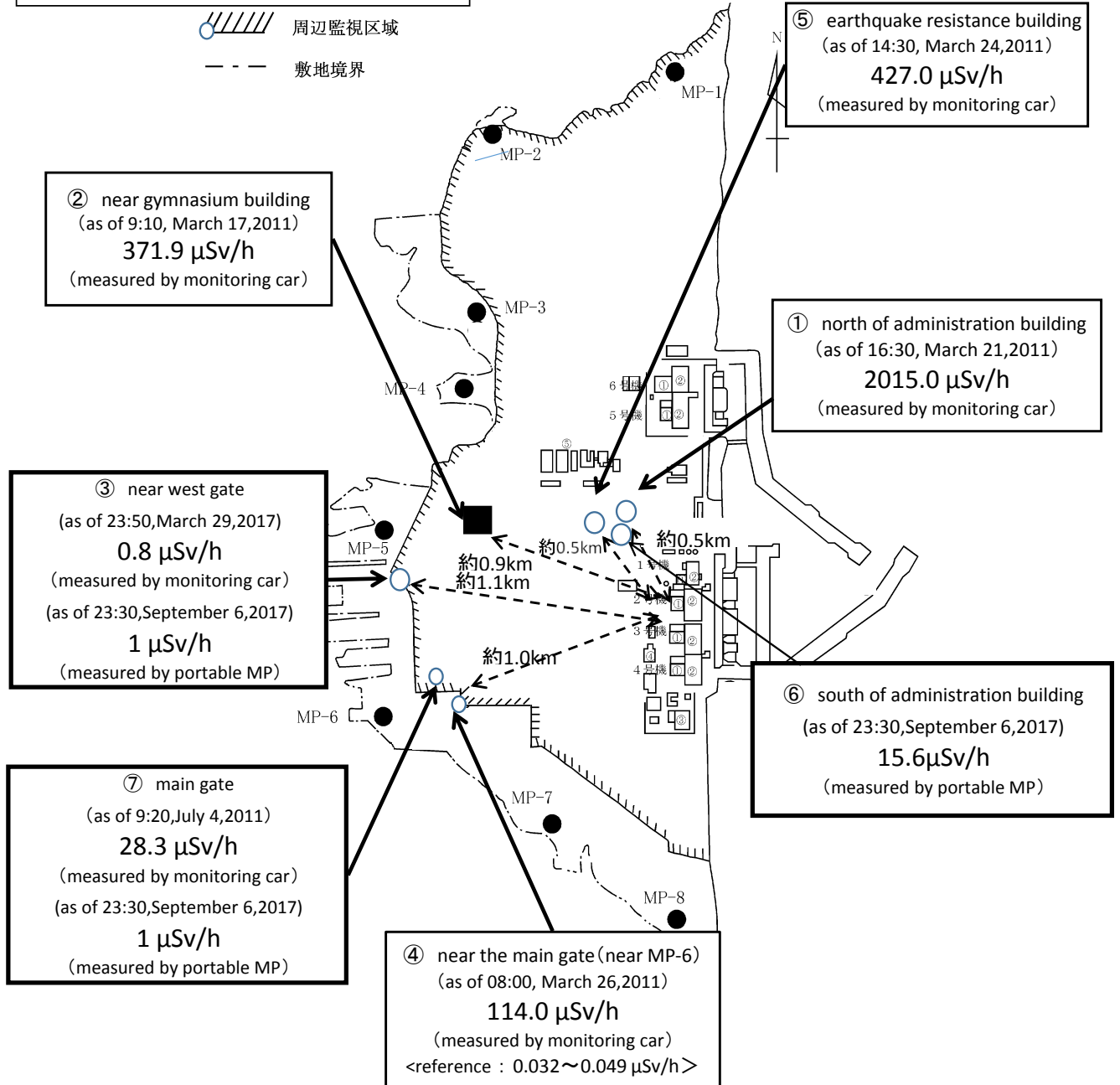
Measuring Point	Measurement Date	$\gamma$ Ray	Neutron Ray	Weather	Wind Direction	Wind Velocity (m/s)
West Gate	2017/9/6 11:30	-	<0.01	Rain	SE	2.0
West Gate	2017/9/6 11:40	-	<0.01	Rain	SE	2.0
West Gate	2017/9/6 11:50	-	<0.01	Rain	SSE	2.2
West Gate	2017/9/6 12:00	-	<0.01	Rain	SSE	2.2
West Gate	2017/9/6 12:10	-	<0.01	Rain	SSE	2.2
West Gate	2017/9/6 12:20	-	<0.01	Rain	SSE	2.7
West Gate	2017/9/6 12:30	-	<0.01	Rain	SSE	2.3
West Gate	2017/9/6 12:40	-	<0.01	Rain	SSE	2.2
West Gate	2017/9/6 12:50	-	<0.01	Rain	SSE	2.5
West Gate	2017/9/6 13:00	-	<0.01	Rain	SSE	2.2
West Gate	2017/9/6 13:10	-	<0.01	Rain	SSE	2.4
West Gate	2017/9/6 13:20	-	<0.01	Rain	SSE	2.4
West Gate	2017/9/6 13:30	-	<0.01	Rain	SSE	2.4
West Gate	2017/9/6 13:40	-	<0.01	Rain	SSE	2.4
West Gate	2017/9/6 13:50	-	<0.01	Rain	SSE	2.8
West Gate	2017/9/6 14:00	-	<0.01	Rain	SSE	2.8
West Gate	2017/9/6 14:10	-	<0.01	Rain	S	2.7
West Gate	2017/9/6 14:20	-	<0.01	Rain	S	3.4
West Gate	2017/9/6 14:30	-	<0.01	Rain	SSW	2.9
West Gate	2017/9/6 14:40	-	<0.01	Cloudy	S	1.8
West Gate	2017/9/6 14:50	-	<0.01	Rain	S	1.4
West Gate	2017/9/6 15:00	-	<0.01	Rain	SSE	1.8
West Gate	2017/9/6 15:10	-	<0.01	Rain	S	1.6
West Gate	2017/9/6 15:20	-	<0.01	Rain	SSE	1.6
West Gate	2017/9/6 15:30	-	<0.01	Rain	SSE	2.0
West Gate	2017/9/6 15:40	-	<0.01	Rain	S	2.3
West Gate	2017/9/6 15:50	-	<0.01	Cloudy	SE	1.4
West Gate	2017/9/6 16:00	-	<0.01	Rain	SE	1.7
West Gate	2017/9/6 16:10	-	<0.01	Rain	SE	1.7
West Gate	2017/9/6 16:20	-	<0.01	Cloudy	SE	1.6
West Gate	2017/9/6 16:30	-	<0.01	Cloudy	SE	1.8
West Gate	2017/9/6 16:40	-	<0.01	Cloudy	SE	1.4
West Gate	2017/9/6 16:50	-	<0.01	Cloudy	SE	1.4
West Gate	2017/9/6 17:00	-	<0.01	Cloudy	ESE	1.4
West Gate	2017/9/6 17:10	-	<0.01	Cloudy	ESE	1.2
West Gate	2017/9/6 17:20	-	<0.01	Cloudy	E	1.2
West Gate	2017/9/6 17:30	-	<0.01	Cloudy	E	1.2
West Gate	2017/9/6 17:40	-	<0.01	Cloudy	E	1.1
West Gate	2017/9/6 17:50	-	<0.01	Cloudy	E	0.9
West Gate	2017/9/6 18:00	-	<0.01	Cloudy	E	0.8
West Gate	2017/9/6 18:10	-	<0.01	Cloudy	ESE	0.6
West Gate	2017/9/6 18:20	-	<0.01	Cloudy	ENE	0.8
West Gate	2017/9/6 18:30	-	<0.01	Cloudy	ENE	0.7
West Gate	2017/9/6 18:40	-	<0.01	Cloudy	ENE	0.7
West Gate	2017/9/6 18:50	-	<0.01	Cloudy	ENE	0.7
West Gate	2017/9/6 19:00	-	<0.01	Cloudy	E	0.9
West Gate	2017/9/6 19:10	-	<0.01	Cloudy	ENE	0.5
West Gate	2017/9/6 19:20	-	<0.01	Cloudy	ENE	0.6
West Gate	2017/9/6 19:30	-	<0.01	Cloudy	N	0.6
West Gate	2017/9/6 19:40	-	<0.01	Cloudy	NE	0.8
West Gate	2017/9/6 19:50	-	<0.01	Cloudy	N	1.1
West Gate	2017/9/6 20:00	-	<0.01	Cloudy	NNW	1.5
West Gate	2017/9/6 20:10	-	<0.01	Cloudy	NNW	1.2
West Gate	2017/9/6 20:20	-	<0.01	Cloudy	NNW	0.8
West Gate	2017/9/6 20:30	-	<0.01	Cloudy	NW	0.8
West Gate	2017/9/6 20:40	-	<0.01	Cloudy	N	0.8
West Gate	2017/9/6 20:50	-	<0.01	Cloudy	NNW	1.0
West Gate	2017/9/6 21:00	-	<0.01	Cloudy	NW	0.6
West Gate	2017/9/6 21:10	-	<0.01	Cloudy	NNW	0.6
West Gate	2017/9/6 21:20	-	<0.01	Rain	NNW	0.7
West Gate	2017/9/6 21:30	-	<0.01	Rain	NW	0.9
West Gate	2017/9/6 21:40	-	<0.01	Cloudy	NW	0.8
West Gate	2017/9/6 21:50	-	<0.01	Rain	NNW	0.6
West Gate	2017/9/6 22:00	-	<0.01	Rain	NW	0.6
West Gate	2017/9/6 22:10	-	<0.01	Rain	NW	1.1
West Gate	2017/9/6 22:20	-	<0.01	Cloudy	NW	0.6
West Gate	2017/9/6 22:30	-	<0.01	Cloudy	NW	1.0
West Gate	2017/9/6 22:40	-	<0.01	Cloudy	NW	1.0
West Gate	2017/9/6 22:50	-	<0.01	Cloudy	NW	1.5
West Gate	2017/9/6 23:00	-	<0.01	Cloudy	NW	1.0
West Gate	2017/9/6 23:10	-	<0.01	Cloudy	NW	0.7
West Gate	2017/9/6 23:20	-	<0.01	Cloudy	NNW	0.7
West Gate	2017/9/6 23:30	-	<0.01	Cloudy	NW	0.8
West Gate	2017/9/6 23:40	-	<0.01	Cloudy	NNW	0.8
West Gate	2017/9/6 23:50	-	<0.01	Rain	N	1.2

# Fukushima Daiichi Nuclear Power Plant

2017/9/6  
as of 23:50

周辺監視区域 : supervised outside area  
敷地境界 : site boundary

 周辺監視区域  
 敷地境界



※Reference data indicate the normal fluctuation range of airborne radiation rate.