

Fixed point Monitoring Status by Temporary Monitoring Post at Fukushima Daiichi Nuclear Power Station

| Date | Radiation Dose Rate (μ Sv/h) At the Main Buiding | Radiation Dose Rate (μ Sv/h) At the Main Gate | Radiation Dose Rate (μ Sv/h) At the West Gate |
|----------------|---|--|--|
| 2017/7/6 0:00 | 16 | 1 | 1 |
| 2017/7/6 0:30 | 16 | 1 | 1 |
| 2017/7/6 1:00 | 16 | 1 | 1 |
| 2017/7/6 1:30 | 16 | 1 | 1 |
| 2017/7/6 2:00 | 16 | 1 | 1 |
| 2017/7/6 2:30 | 16 | 1 | 1 |
| 2017/7/6 3:00 | 16 | 1 | 1 |
| 2017/7/6 3:30 | 16 | 1 | 1 |
| 2017/7/6 4:00 | 16 | 1 | 1 |
| 2017/7/6 4:30 | 16 | 1 | 1 |
| 2017/7/6 5:00 | 16 | 1 | 1 |
| 2017/7/6 5:30 | 16 | 1 | 1 |
| 2017/7/6 6:00 | 16 | 1 | 1 |
| 2017/7/6 6:30 | 16 | 1 | 1 |
| 2017/7/6 7:00 | 16 | 1 | 1 |
| 2017/7/6 7:30 | 16 | 1 | 1 |
| 2017/7/6 8:00 | 16 | 1 | 1 |
| 2017/7/6 8:30 | 16 | 1 | 1 |
| 2017/7/6 9:00 | 16 | 1 | 1 |
| 2017/7/6 9:30 | 16 | 1 | 1 |
| 2017/7/6 10:00 | 16 | 1 | 1 |
| 2017/7/6 10:30 | 16 | 1 | 1 |
| 2017/7/6 11:00 | 16 | 1 | 1 |
| 2017/7/6 11:30 | 16 | 1 | 1 |
| 2017/7/6 12:00 | 16 | 1 | 1 |
| 2017/7/6 12:30 | 16 | 1 | 1 |
| 2017/7/6 13:00 | 16 | 1 | 1 |
| 2017/7/6 13:30 | 16 | 1 | 1 |
| 2017/7/6 14:00 | 16 | 1 | 1 |
| 2017/7/6 14:30 | 16 | 1 | 1 |
| 2017/7/6 15:00 | 16 | 1 | 1 |
| 2017/7/6 15:30 | 16 | 1 | 1 |
| 2017/7/6 16:00 | 16 | 1 | 1 |
| 2017/7/6 16:30 | 16 | 1 | 1 |
| 2017/7/6 17:00 | 16 | 1 | 1 |
| 2017/7/6 17:30 | 16 | 1 | 1 |
| 2017/7/6 18:00 | 16 | 1 | 1 |
| 2017/7/6 18:30 | 16 | 1 | 1 |
| 2017/7/6 19:00 | 16 | 1 | 1 |
| 2017/7/6 19:30 | 16 | 1 | 1 |
| 2017/7/6 20:00 | 16 | 1 | 1 |
| 2017/7/6 20:30 | 16 | 1 | 1 |
| 2017/7/6 21:00 | 16 | 1 | 1 |
| 2017/7/6 21:30 | 16 | 1 | 1 |
| 2017/7/6 22:00 | 16 | 1 | 1 |
| 2017/7/6 22:30 | 16 | 1 | 1 |
| 2017/7/6 23:00 | 16 | 1 | 1 |
| 2017/7/6 23:30 | 16 | 1 | 1 |

Monitoring data at Fukushima Daiichi Nuclear Power Station (μ Sv/h)

*About the direction of the wind and the wind velocity, we are measuring with the weather observation meter of the 10m higher.

*"–": the wind velocity/"CALM": the wind direction is below 0.5m/s.

*As number of measurement devices in the field is increasing, measurement of dose rate (gamma ray) through the monitoring car was stopped at 0:00 on March 30, 2017.



| Measuring Point | Measurement Date | γ Ray | Neutron Ray | Weather | Wind Direction | Wind Velocity (m/s) |
|-----------------|------------------|--------------|-------------|---------|----------------|---------------------|
| West Gate | 2017/7/6 0:00 | – | <0.01 | Fine | – | CALM |
| West Gate | 2017/7/6 0:10 | – | <0.01 | Fine | – | CALM |
| West Gate | 2017/7/6 0:20 | – | <0.01 | Fine | N | 1.4 |
| West Gate | 2017/7/6 0:30 | – | <0.01 | Fine | NNE | 0.6 |
| West Gate | 2017/7/6 0:40 | – | <0.01 | Fine | – | CALM |
| West Gate | 2017/7/6 0:50 | – | <0.01 | Fine | NW | 0.5 |
| West Gate | 2017/7/6 1:00 | – | <0.01 | Fine | – | CALM |
| West Gate | 2017/7/6 1:10 | – | <0.01 | Fine | – | CALM |
| West Gate | 2017/7/6 1:20 | – | <0.01 | Fine | NW | 0.5 |
| West Gate | 2017/7/6 1:30 | – | <0.01 | Fine | S | 1.0 |
| West Gate | 2017/7/6 1:40 | – | <0.01 | Fine | – | CALM |
| West Gate | 2017/7/6 1:50 | – | <0.01 | Fine | SW | 0.7 |
| West Gate | 2017/7/6 2:00 | – | <0.01 | Fine | W | 0.8 |
| West Gate | 2017/7/6 2:10 | – | <0.01 | Fine | – | CALM |
| West Gate | 2017/7/6 2:20 | – | <0.01 | Fine | N | 0.9 |
| West Gate | 2017/7/6 2:30 | – | <0.01 | Fine | NNW | 0.8 |
| West Gate | 2017/7/6 2:40 | – | <0.01 | Fine | WNW | 1.5 |
| West Gate | 2017/7/6 2:50 | – | <0.01 | Fine | NW | 1.0 |
| West Gate | 2017/7/6 3:00 | – | <0.01 | Fine | WNW | 1.0 |
| West Gate | 2017/7/6 3:10 | – | <0.01 | Fine | W | 0.8 |
| West Gate | 2017/7/6 3:20 | – | <0.01 | Fine | WNW | 1.4 |
| West Gate | 2017/7/6 3:30 | – | <0.01 | Fine | W | 1.0 |
| West Gate | 2017/7/6 3:40 | – | <0.01 | Fine | WNW | 1.4 |
| West Gate | 2017/7/6 3:50 | – | <0.01 | Fine | W | 0.9 |
| West Gate | 2017/7/6 4:00 | – | <0.01 | Fine | WNW | 1.2 |
| West Gate | 2017/7/6 4:10 | – | <0.01 | Fine | W | 0.8 |
| West Gate | 2017/7/6 4:20 | – | <0.01 | Fine | W | 0.5 |
| West Gate | 2017/7/6 4:30 | – | <0.01 | Fine | W | 0.7 |
| West Gate | 2017/7/6 4:40 | – | <0.01 | Fine | WSW | 0.9 |
| West Gate | 2017/7/6 4:50 | – | <0.01 | Fine | W | 1.1 |
| West Gate | 2017/7/6 5:00 | – | <0.01 | Fine | W | 0.8 |
| West Gate | 2017/7/6 5:10 | – | <0.01 | Fine | WSW | 0.6 |
| West Gate | 2017/7/6 5:20 | – | <0.01 | Fine | W | 0.7 |
| West Gate | 2017/7/6 5:30 | – | <0.01 | Fine | – | CALM |
| West Gate | 2017/7/6 5:40 | – | <0.01 | Fine | – | CALM |
| West Gate | 2017/7/6 5:50 | – | <0.01 | Fine | NE | 0.8 |
| West Gate | 2017/7/6 6:00 | – | <0.01 | Fine | NNE | 1.4 |
| West Gate | 2017/7/6 6:10 | – | <0.01 | Fine | – | CALM |
| West Gate | 2017/7/6 6:20 | – | <0.01 | Fine | E | 0.8 |
| West Gate | 2017/7/6 6:30 | – | <0.01 | Fine | ESE | 1.1 |
| West Gate | 2017/7/6 6:40 | – | <0.01 | Fine | ESE | 0.8 |
| West Gate | 2017/7/6 6:50 | – | <0.01 | Fine | SE | 0.8 |
| West Gate | 2017/7/6 7:00 | – | <0.01 | Fine | ESE | 1.1 |
| West Gate | 2017/7/6 7:10 | – | <0.01 | Fine | ESE | 1.4 |
| West Gate | 2017/7/6 7:20 | – | <0.01 | Fine | ESE | 1.3 |
| West Gate | 2017/7/6 7:30 | – | <0.01 | Fine | SE | 1.5 |
| West Gate | 2017/7/6 7:40 | – | <0.01 | Fine | ESE | 1.7 |
| West Gate | 2017/7/6 7:50 | – | <0.01 | Fine | ESE | 1.5 |
| West Gate | 2017/7/6 8:00 | – | <0.01 | Fine | SE | 1.4 |
| West Gate | 2017/7/6 8:10 | – | <0.01 | Fine | SE | 1.9 |
| West Gate | 2017/7/6 8:20 | – | <0.01 | Fine | SE | 1.5 |
| West Gate | 2017/7/6 8:30 | – | <0.01 | Fine | ESE | 1.9 |
| West Gate | 2017/7/6 8:40 | – | <0.01 | Fine | SE | 1.8 |
| West Gate | 2017/7/6 8:50 | – | <0.01 | Fine | SSE | 2.2 |
| West Gate | 2017/7/6 9:00 | – | <0.01 | Fine | SE | 2.4 |
| West Gate | 2017/7/6 9:10 | – | <0.01 | Fine | SE | 2.4 |
| West Gate | 2017/7/6 9:20 | – | <0.01 | Fine | SE | 2.8 |
| West Gate | 2017/7/6 9:30 | – | <0.01 | Fine | SE | 3.0 |
| West Gate | 2017/7/6 9:40 | – | <0.01 | Fine | SE | 2.5 |
| West Gate | 2017/7/6 9:50 | – | <0.01 | Fine | SE | 2.8 |
| West Gate | 2017/7/6 10:00 | – | <0.01 | Fine | SE | 3.1 |
| West Gate | 2017/7/6 10:10 | – | <0.01 | Fine | SE | 3.2 |
| West Gate | 2017/7/6 10:20 | – | <0.01 | Fine | SE | 3.3 |
| West Gate | 2017/7/6 10:30 | – | <0.01 | Fine | SE | 3.4 |
| West Gate | 2017/7/6 10:40 | – | <0.01 | Fine | SE | 2.9 |
| West Gate | 2017/7/6 10:50 | – | <0.01 | Fine | SE | 3.0 |
| West Gate | 2017/7/6 11:00 | – | <0.01 | Fine | SE | 3.3 |
| West Gate | 2017/7/6 11:10 | – | <0.01 | Fine | SE | 3.8 |
| West Gate | 2017/7/6 11:20 | – | <0.01 | Fine | SSE | 3.7 |

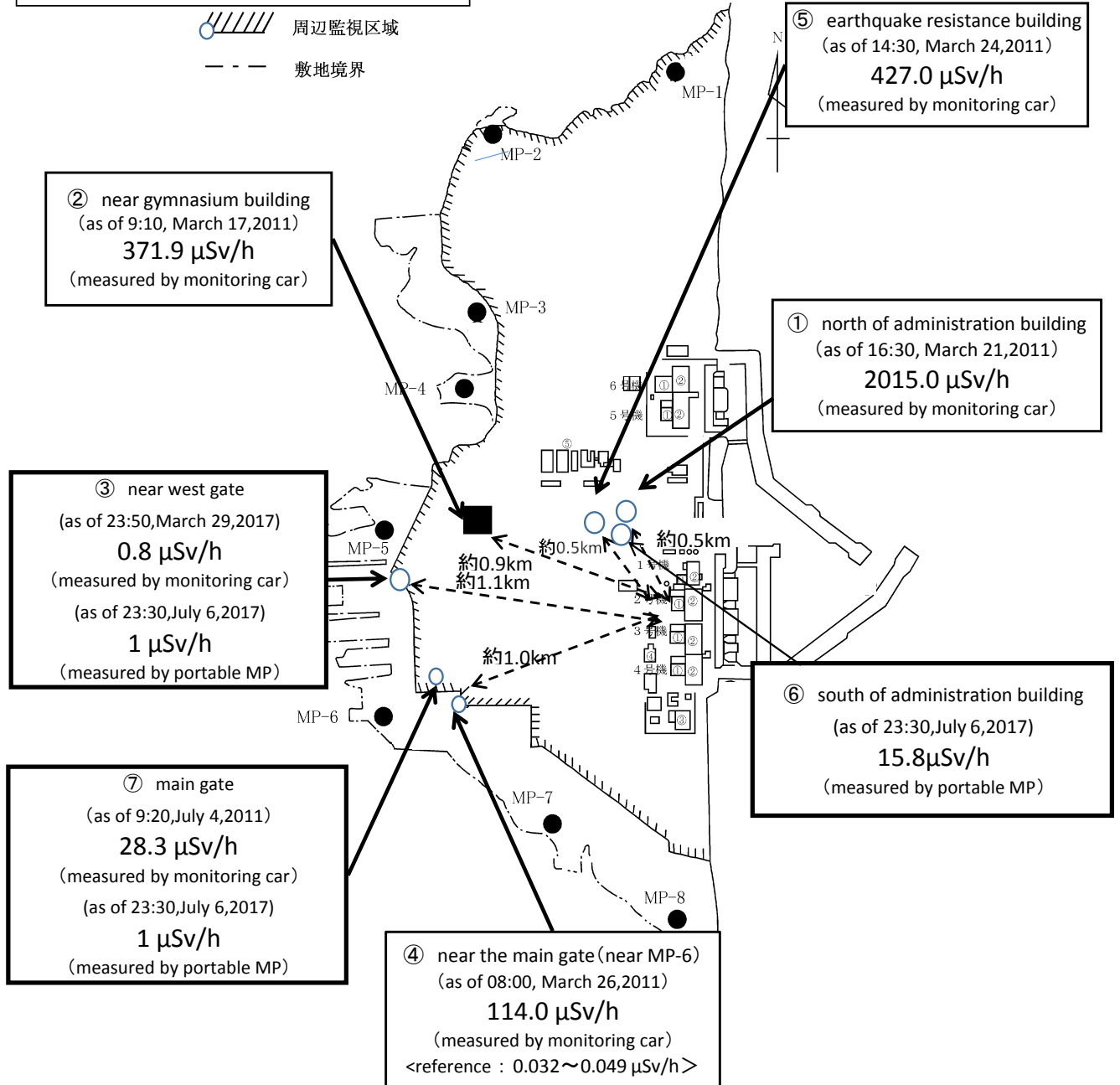
| Measuring Point | Measurement Date | γ Ray | Neutron Ray | Weather | Wind Direction | Wind Velocity (m/s) |
|-----------------|------------------|--------------|-------------|---------|----------------|---------------------|
| West Gate | 2017/7/6 11:30 | - | <0.01 | Fine | SSE | 3.5 |
| West Gate | 2017/7/6 11:40 | - | <0.01 | Fine | SSE | 3.6 |
| West Gate | 2017/7/6 11:50 | - | <0.01 | Fine | SSE | 3.8 |
| West Gate | 2017/7/6 12:00 | - | <0.01 | Fine | SE | 4.2 |
| West Gate | 2017/7/6 12:10 | - | <0.01 | Fine | SE | 3.7 |
| West Gate | 2017/7/6 12:20 | - | <0.01 | Fine | SSE | 3.0 |
| West Gate | 2017/7/6 12:30 | - | <0.01 | Fine | SSE | 3.8 |
| West Gate | 2017/7/6 12:40 | - | <0.01 | Fine | SSE | 4.3 |
| West Gate | 2017/7/6 12:50 | - | <0.01 | Fine | SSE | 4.6 |
| West Gate | 2017/7/6 13:00 | - | <0.01 | Fine | SSE | 4.9 |
| West Gate | 2017/7/6 13:10 | - | <0.01 | Fine | SSE | 5.1 |
| West Gate | 2017/7/6 13:20 | - | <0.01 | Fine | SSE | 4.9 |
| West Gate | 2017/7/6 13:30 | - | <0.01 | Fine | SSE | 4.5 |
| West Gate | 2017/7/6 13:40 | - | <0.01 | Fine | SSE | 4.4 |
| West Gate | 2017/7/6 13:50 | - | <0.01 | Fine | SSE | 4.4 |
| West Gate | 2017/7/6 14:00 | - | <0.01 | Fine | SSE | 4.5 |
| West Gate | 2017/7/6 14:10 | - | <0.01 | Fine | SSE | 4.4 |
| West Gate | 2017/7/6 14:20 | - | <0.01 | Fine | SSE | 4.9 |
| West Gate | 2017/7/6 14:30 | - | <0.01 | Fine | SSE | 4.7 |
| West Gate | 2017/7/6 14:40 | - | <0.01 | Fine | SSE | 5.0 |
| West Gate | 2017/7/6 14:50 | - | <0.01 | Fine | SSE | 5.1 |
| West Gate | 2017/7/6 15:00 | - | <0.01 | Fine | SSE | 4.9 |
| West Gate | 2017/7/6 15:10 | - | <0.01 | Fine | SSE | 5.2 |
| West Gate | 2017/7/6 15:20 | - | <0.01 | Fine | SSE | 5.0 |
| West Gate | 2017/7/6 15:30 | - | <0.01 | Fine | SSE | 4.8 |
| West Gate | 2017/7/6 15:40 | - | <0.01 | Fine | SSE | 5.3 |
| West Gate | 2017/7/6 15:50 | - | <0.01 | Fine | SSE | 5.2 |
| West Gate | 2017/7/6 16:00 | - | <0.01 | Fine | SSE | 4.9 |
| West Gate | 2017/7/6 16:10 | - | <0.01 | Fine | SSE | 4.4 |
| West Gate | 2017/7/6 16:20 | - | <0.01 | Fine | SSE | 4.6 |
| West Gate | 2017/7/6 16:30 | - | <0.01 | Fine | SSE | 4.6 |
| West Gate | 2017/7/6 16:40 | - | <0.01 | Fine | SSE | 4.3 |
| West Gate | 2017/7/6 16:50 | - | <0.01 | Fine | SSE | 4.2 |
| West Gate | 2017/7/6 17:00 | - | <0.01 | Fine | SSE | 4.3 |
| West Gate | 2017/7/6 17:10 | - | <0.01 | Fine | SSE | 4.5 |
| West Gate | 2017/7/6 17:20 | - | <0.01 | Fine | SSE | 4.4 |
| West Gate | 2017/7/6 17:30 | - | <0.01 | Fine | SSE | 4.2 |
| West Gate | 2017/7/6 17:40 | - | <0.01 | Fine | SSE | 3.6 |
| West Gate | 2017/7/6 17:50 | - | <0.01 | Fine | SSE | 3.9 |
| West Gate | 2017/7/6 18:00 | - | <0.01 | Fine | SSE | 3.6 |
| West Gate | 2017/7/6 18:10 | - | <0.01 | Fine | SSE | 3.3 |
| West Gate | 2017/7/6 18:20 | - | <0.01 | Fine | SSE | 2.9 |
| West Gate | 2017/7/6 18:30 | - | <0.01 | Fine | SSE | 2.6 |
| West Gate | 2017/7/6 18:40 | - | <0.01 | Fine | SSE | 2.1 |
| West Gate | 2017/7/6 18:50 | - | <0.01 | Fine | S | 2.4 |
| West Gate | 2017/7/6 19:00 | - | <0.01 | Fine | S | 2.3 |
| West Gate | 2017/7/6 19:10 | - | <0.01 | Fine | S | 2.4 |
| West Gate | 2017/7/6 19:20 | - | <0.01 | Fine | S | 2.5 |
| West Gate | 2017/7/6 19:30 | - | <0.01 | Fine | S | 2.8 |
| West Gate | 2017/7/6 19:40 | - | <0.01 | Fine | S | 2.0 |
| West Gate | 2017/7/6 19:50 | - | <0.01 | Fine | S | 2.0 |
| West Gate | 2017/7/6 20:00 | - | <0.01 | Fine | S | 1.7 |
| West Gate | 2017/7/6 20:10 | - | <0.01 | Fine | S | 2.1 |
| West Gate | 2017/7/6 20:20 | - | <0.01 | Fine | SSW | 2.2 |
| West Gate | 2017/7/6 20:30 | - | <0.01 | Fine | SW | 1.1 |
| West Gate | 2017/7/6 20:40 | - | <0.01 | Fine | SSW | 1.0 |
| West Gate | 2017/7/6 20:50 | - | <0.01 | Fine | SSW | 0.9 |
| West Gate | 2017/7/6 21:00 | - | <0.01 | Fine | SSW | 1.6 |
| West Gate | 2017/7/6 21:10 | - | <0.01 | Fine | SSW | 1.0 |
| West Gate | 2017/7/6 21:20 | - | <0.01 | Fine | SSW | 1.0 |
| West Gate | 2017/7/6 21:30 | - | <0.01 | Fine | SSW | 1.5 |
| West Gate | 2017/7/6 21:40 | - | <0.01 | Fine | SSW | 1.4 |
| West Gate | 2017/7/6 21:50 | - | <0.01 | Fine | SSW | 1.5 |
| West Gate | 2017/7/6 22:00 | - | <0.01 | Fine | SSW | 1.0 |
| West Gate | 2017/7/6 22:10 | - | <0.01 | Fine | SSW | 1.4 |
| West Gate | 2017/7/6 22:20 | - | <0.01 | Fine | SW | 0.7 |
| West Gate | 2017/7/6 22:30 | - | <0.01 | Fine | SW | 0.6 |
| West Gate | 2017/7/6 22:40 | - | <0.01 | Fine | SW | 0.6 |
| West Gate | 2017/7/6 22:50 | - | <0.01 | Fine | SSW | 0.9 |
| West Gate | 2017/7/6 23:00 | - | <0.01 | Fine | SW | 0.5 |
| West Gate | 2017/7/6 23:10 | - | <0.01 | Fine | WSW | 0.8 |
| West Gate | 2017/7/6 23:20 | - | <0.01 | Fine | - | CALM |
| West Gate | 2017/7/6 23:30 | - | <0.01 | Fine | - | CALM |
| West Gate | 2017/7/6 23:40 | - | <0.01 | Fine | - | CALM |
| West Gate | 2017/7/6 23:50 | - | <0.01 | Fine | NW | 0.6 |

Fukushima Daiichi Nuclear Power Plant

2017/7/6
as of 23:50

周辺監視区域: supervised outside area
敷地境界: site boundary

 周辺監視区域
 敷地境界



※Reference data indicate the normal fluctuation range of airborne radiation rate.