

Fixed point Monitoring Status by Temporary Monitoring Post at Fukushima Daiichi Nuclear Power Station

| Date | Radiation Dose Rate (μ Sv/h) At the Main Buiding | Radiation Dose Rate (μ Sv/h) At the Main Gate | Radiation Dose Rate (μ Sv/h) At the West Gate |
|----------------|---|--|--|
| 2017/3/2 0:00 | 15 | 1 | 2 |
| 2017/3/2 0:30 | 15 | 1 | 2 |
| 2017/3/2 1:00 | 15 | 1 | 2 |
| 2017/3/2 1:30 | 15 | 1 | 2 |
| 2017/3/2 2:00 | 15 | 1 | 2 |
| 2017/3/2 2:30 | 15 | 1 | 2 |
| 2017/3/2 3:00 | 15 | 1 | 2 |
| 2017/3/2 3:30 | 15 | 1 | 2 |
| 2017/3/2 4:00 | 15 | 1 | 2 |
| 2017/3/2 4:30 | 15 | 1 | 2 |
| 2017/3/2 5:00 | 15 | 1 | 2 |
| 2017/3/2 5:30 | 15 | 1 | 2 |
| 2017/3/2 6:00 | 15 | 1 | 2 |
| 2017/3/2 6:30 | 15 | 1 | 2 |
| 2017/3/2 7:00 | 15 | 1 | 2 |
| 2017/3/2 7:30 | 15 | 1 | 2 |
| 2017/3/2 8:00 | 15 | 1 | 2 |
| 2017/3/2 8:30 | 15 | 1 | 2 |
| 2017/3/2 9:00 | 15 | 1 | 2 |
| 2017/3/2 9:30 | 15 | 1 | 2 |
| 2017/3/2 10:00 | 15 | 1 | 2 |
| 2017/3/2 10:30 | 15 | 1 | 2 |
| 2017/3/2 11:00 | 15 | 1 | 2 |
| 2017/3/2 11:30 | 15 | 1 | 2 |
| 2017/3/2 12:00 | 15 | 1 | 2 |
| 2017/3/2 12:30 | 15 | 1 | 2 |
| 2017/3/2 13:00 | 15 | 1 | 2 |
| 2017/3/2 13:30 | 15 | 1 | 2 |
| 2017/3/2 14:00 | 15 | 1 | 2 |
| 2017/3/2 14:30 | 15 | 1 | 2 |
| 2017/3/2 15:00 | 15 | 1 | 2 |
| 2017/3/2 15:30 | 15 | 1 | 2 |
| 2017/3/2 16:00 | 15 | 1 | 2 |
| 2017/3/2 16:30 | 15 | 1 | 2 |
| 2017/3/2 17:00 | 15 | 1 | 2 |
| 2017/3/2 17:30 | 15 | 1 | 2 |
| 2017/3/2 18:00 | 15 | 1 | 2 |
| 2017/3/2 18:30 | 15 | 1 | 2 |
| 2017/3/2 19:00 | 15 | 1 | 2 |
| 2017/3/2 19:30 | 15 | 1 | 2 |
| 2017/3/2 20:00 | 15 | 1 | 2 |
| 2017/3/2 20:30 | 15 | 1 | 2 |
| 2017/3/2 21:00 | 15 | 1 | 2 |
| 2017/3/2 21:30 | 15 | 1 | 2 |
| 2017/3/2 22:00 | 15 | 1 | 2 |
| 2017/3/2 22:30 | 15 | 1 | 2 |
| 2017/3/2 23:00 | 15 | 1 | 2 |
| 2017/3/2 23:30 | 15 | 1 | 2 |

Monitoring data by a monitoring car* at Fukushima Daiichi Nuclear Power Station (μ Sv/h)

* The data from monitoring car may deficit as the vehicle may change monitoring point.

*About the direction of the wind and the wind velocity,we are measuring with the weather observation meter of the 10m higher.

*“-”: the wind velocity/“CALM”:the wind direction is below 0.5m/s.



| Measuring Point | Measurement Date | γ Ray | Neutron Ray | Weather | Wind Direction | Wind Velocity (m/s) |
|-----------------|------------------|--------------|-------------|---------|----------------|---------------------|
| West Gate | 2017/3/2 0:00 | 0.9 | <0.01 | Cloudy | SW | 1.2 |
| West Gate | 2017/3/2 0:10 | 0.9 | <0.01 | Cloudy | - | CALM |
| West Gate | 2017/3/2 0:20 | 0.8 | <0.01 | Cloudy | WSW | 0.5 |
| West Gate | 2017/3/2 0:30 | 0.9 | <0.01 | Cloudy | SSW | 2.0 |
| West Gate | 2017/3/2 0:40 | 0.9 | <0.01 | Cloudy | SSW | 2.3 |
| West Gate | 2017/3/2 0:50 | 0.9 | <0.01 | Cloudy | SSW | 1.3 |
| West Gate | 2017/3/2 1:00 | 0.9 | <0.01 | Cloudy | SW | 1.1 |
| West Gate | 2017/3/2 1:10 | 0.8 | <0.01 | Cloudy | SW | 1.4 |
| West Gate | 2017/3/2 1:20 | 0.9 | <0.01 | Cloudy | SW | 1.1 |
| West Gate | 2017/3/2 1:30 | 0.9 | <0.01 | Cloudy | SSW | 2.1 |
| West Gate | 2017/3/2 1:40 | 0.8 | <0.01 | Cloudy | SSW | 2.0 |
| West Gate | 2017/3/2 1:50 | 0.8 | <0.01 | Cloudy | S | 2.0 |
| West Gate | 2017/3/2 2:00 | 0.8 | <0.01 | Cloudy | SSW | 1.8 |
| West Gate | 2017/3/2 2:10 | 0.9 | <0.01 | Cloudy | SSW | 1.7 |
| West Gate | 2017/3/2 2:20 | 0.8 | <0.01 | Cloudy | SSW | 1.3 |
| West Gate | 2017/3/2 2:30 | 0.9 | <0.01 | Cloudy | SW | 0.9 |
| West Gate | 2017/3/2 2:40 | 0.9 | <0.01 | Cloudy | - | CALM |
| West Gate | 2017/3/2 2:50 | 0.9 | <0.01 | Cloudy | SW | 0.6 |
| West Gate | 2017/3/2 3:00 | 0.9 | <0.01 | Rain | - | CALM |
| West Gate | 2017/3/2 3:10 | 0.9 | <0.01 | Rain | - | CALM |
| West Gate | 2017/3/2 3:20 | 0.9 | <0.01 | Rain | NNW | 0.6 |
| West Gate | 2017/3/2 3:30 | 0.9 | <0.01 | Rain | NNW | 1.2 |
| West Gate | 2017/3/2 3:40 | 0.9 | <0.01 | Rain | N | 1.0 |
| West Gate | 2017/3/2 3:50 | 0.9 | <0.01 | Rain | NNW | 0.8 |
| West Gate | 2017/3/2 4:00 | 0.9 | <0.01 | Rain | NNW | 1.0 |
| West Gate | 2017/3/2 4:10 | 0.9 | <0.01 | Rain | NW | 0.6 |
| West Gate | 2017/3/2 4:20 | 0.9 | <0.01 | Rain | WNW | 1.1 |
| West Gate | 2017/3/2 4:30 | 0.9 | <0.01 | Rain | NW | 1.0 |
| West Gate | 2017/3/2 4:40 | 0.9 | <0.01 | Rain | W | 0.7 |
| West Gate | 2017/3/2 4:50 | 0.9 | <0.01 | Rain | - | CALM |
| West Gate | 2017/3/2 5:00 | 0.8 | <0.01 | Rain | - | CALM |
| West Gate | 2017/3/2 5:10 | 0.9 | <0.01 | Rain | - | CALM |
| West Gate | 2017/3/2 5:20 | 0.9 | <0.01 | Rain | - | CALM |
| West Gate | 2017/3/2 5:30 | 0.9 | <0.01 | Cloudy | - | CALM |
| West Gate | 2017/3/2 5:40 | 0.9 | <0.01 | Cloudy | - | CALM |
| West Gate | 2017/3/2 5:50 | 0.9 | <0.01 | Rain | WSW | 0.6 |
| West Gate | 2017/3/2 6:00 | 0.8 | <0.01 | Rain | W | 0.7 |
| West Gate | 2017/3/2 6:10 | 0.9 | <0.01 | Rain | WNW | 0.8 |
| West Gate | 2017/3/2 6:20 | 0.9 | <0.01 | Rain | W | 0.8 |
| West Gate | 2017/3/2 6:30 | 0.9 | <0.01 | Rain | W | 1.0 |
| West Gate | 2017/3/2 6:40 | 0.9 | <0.01 | Rain | W | 1.0 |
| West Gate | 2017/3/2 6:50 | 0.8 | <0.01 | Cloudy | NW | 0.8 |
| West Gate | 2017/3/2 7:00 | 0.9 | <0.01 | Cloudy | NW | 0.9 |
| West Gate | 2017/3/2 7:10 | 0.8 | <0.01 | Cloudy | NW | 1.0 |
| West Gate | 2017/3/2 7:20 | 0.9 | <0.01 | Cloudy | NW | 0.9 |
| West Gate | 2017/3/2 7:30 | 0.8 | <0.01 | Cloudy | NNW | 0.9 |
| West Gate | 2017/3/2 7:40 | 0.8 | <0.01 | Cloudy | NW | 1.1 |
| West Gate | 2017/3/2 7:50 | 0.8 | <0.01 | Cloudy | NW | 1.0 |
| West Gate | 2017/3/2 8:00 | 0.9 | <0.01 | Cloudy | NNW | 1.5 |
| West Gate | 2017/3/2 8:10 | 0.9 | <0.01 | Cloudy | NNW | 2.8 |
| West Gate | 2017/3/2 8:20 | 0.9 | <0.01 | Cloudy | NNW | 2.9 |
| West Gate | 2017/3/2 8:30 | 0.8 | <0.01 | Cloudy | N | 2.0 |
| West Gate | 2017/3/2 8:40 | 0.9 | <0.01 | Cloudy | N | 1.9 |
| West Gate | 2017/3/2 8:50 | 0.8 | <0.01 | Cloudy | N | 2.0 |
| West Gate | 2017/3/2 9:00 | 0.9 | <0.01 | Cloudy | N | 2.2 |
| West Gate | 2017/3/2 9:10 | 0.8 | <0.01 | Cloudy | NNE | 2.2 |
| West Gate | 2017/3/2 9:20 | 0.9 | <0.01 | Cloudy | N | 2.0 |
| West Gate | 2017/3/2 9:30 | 0.8 | <0.01 | Cloudy | N | 2.3 |
| West Gate | 2017/3/2 9:40 | 0.8 | <0.01 | Cloudy | N | 1.4 |
| West Gate | 2017/3/2 9:50 | 0.8 | <0.01 | Cloudy | NNE | 2.0 |
| West Gate | 2017/3/2 10:00 | 0.8 | <0.01 | Cloudy | N | 2.3 |
| West Gate | 2017/3/2 10:10 | 0.8 | <0.01 | Cloudy | N | 2.3 |
| West Gate | 2017/3/2 10:20 | 0.9 | <0.01 | Cloudy | N | 1.9 |
| West Gate | 2017/3/2 10:30 | 0.9 | <0.01 | Cloudy | NNE | 1.7 |
| West Gate | 2017/3/2 10:40 | 0.8 | <0.01 | Cloudy | N | 2.1 |
| West Gate | 2017/3/2 10:50 | 0.9 | <0.01 | Cloudy | N | 2.3 |
| West Gate | 2017/3/2 11:00 | 0.8 | <0.01 | Cloudy | N | 2.9 |
| West Gate | 2017/3/2 11:10 | 0.8 | <0.01 | Cloudy | N | 2.0 |

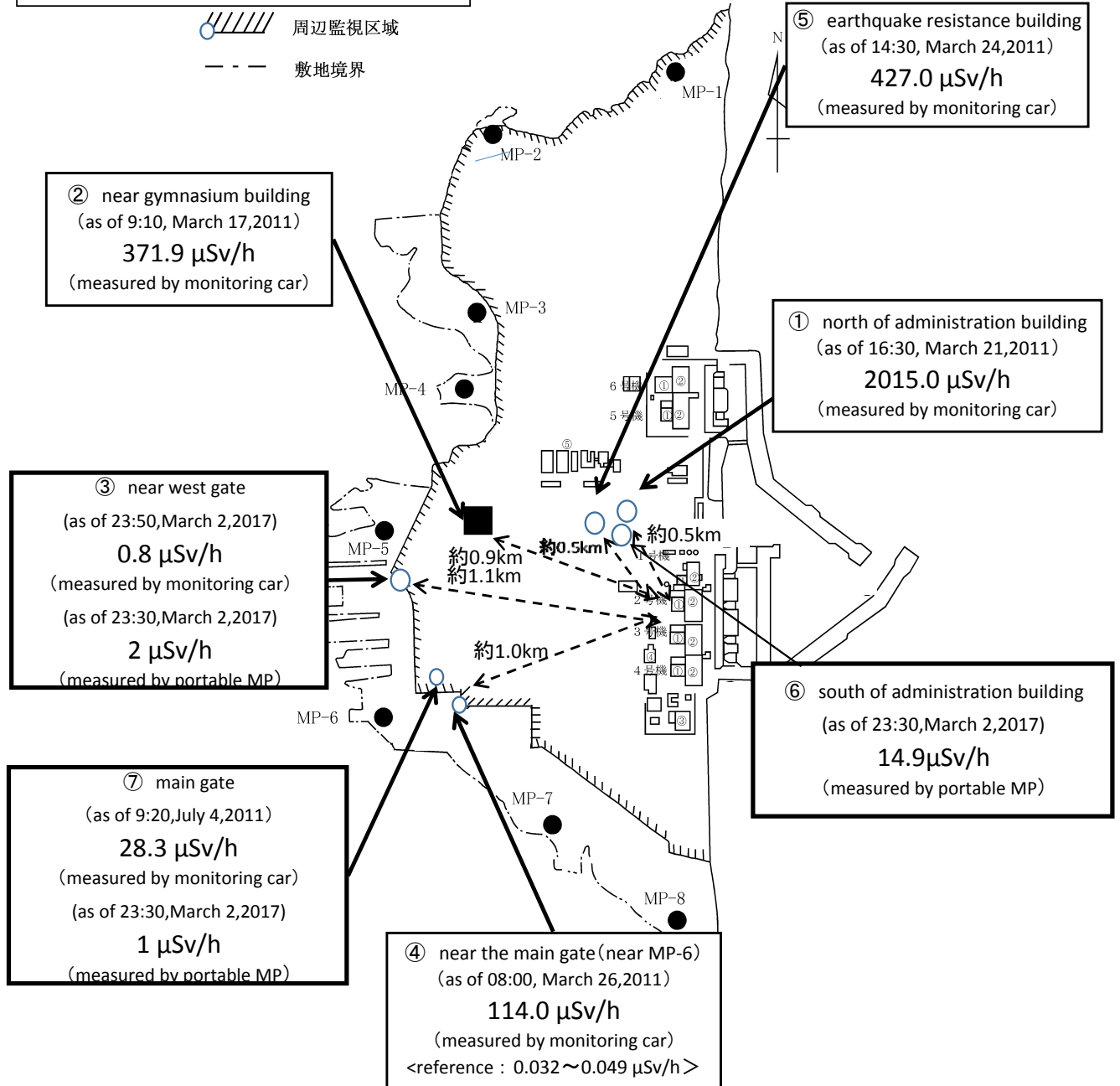
| Measuring Point | Measurement Date | γ Ray | Neutron Ray | Weather | Wind Direction | Wind Velocity (m/s) |
|-----------------|------------------|--------------|-------------|---------|----------------|---------------------|
| West Gate | 2017/3/2 11:20 | 0.9 | <0.01 | Cloudy | N | 2.1 |
| West Gate | 2017/3/2 11:30 | 0.8 | <0.01 | Cloudy | NNW | 2.7 |
| West Gate | 2017/3/2 11:40 | 0.9 | <0.01 | Cloudy | NNW | 2.7 |
| West Gate | 2017/3/2 11:50 | 0.9 | <0.01 | Cloudy | N | 2.2 |
| West Gate | 2017/3/2 12:00 | 0.8 | <0.01 | Cloudy | N | 2.3 |
| West Gate | 2017/3/2 12:10 | 0.8 | <0.01 | Cloudy | N | 2.3 |
| West Gate | 2017/3/2 12:20 | 0.8 | <0.01 | Cloudy | N | 2.3 |
| West Gate | 2017/3/2 12:30 | 0.8 | <0.01 | Cloudy | NNE | 1.9 |
| West Gate | 2017/3/2 12:40 | 0.8 | <0.01 | Cloudy | N | 2.3 |
| West Gate | 2017/3/2 12:50 | 0.9 | <0.01 | Cloudy | N | 2.4 |
| West Gate | 2017/3/2 13:00 | 0.9 | <0.01 | Cloudy | N | 2.9 |
| West Gate | 2017/3/2 13:10 | 0.8 | <0.01 | Cloudy | N | 2.5 |
| West Gate | 2017/3/2 13:20 | 0.9 | <0.01 | Cloudy | N | 2.9 |
| West Gate | 2017/3/2 13:30 | 0.9 | <0.01 | Cloudy | N | 2.5 |
| West Gate | 2017/3/2 13:40 | 0.9 | <0.01 | Cloudy | N | 2.3 |
| West Gate | 2017/3/2 13:50 | 0.8 | <0.01 | Cloudy | N | 2.4 |
| West Gate | 2017/3/2 14:00 | 0.8 | <0.01 | Cloudy | N | 1.9 |
| West Gate | 2017/3/2 14:10 | 0.9 | <0.01 | Cloudy | N | 2.0 |
| West Gate | 2017/3/2 14:20 | 0.8 | <0.01 | Rain | NNW | 2.6 |
| West Gate | 2017/3/2 14:30 | 0.9 | <0.01 | Rain | NNW | 2.7 |
| West Gate | 2017/3/2 14:40 | 0.9 | <0.01 | Rain | NNW | 2.8 |
| West Gate | 2017/3/2 14:50 | 0.8 | <0.01 | Rain | NNW | 2.2 |
| West Gate | 2017/3/2 15:00 | 0.8 | <0.01 | Rain | NNW | 2.6 |
| West Gate | 2017/3/2 15:10 | 0.9 | <0.01 | Rain | NNW | 1.8 |
| West Gate | 2017/3/2 15:20 | 0.9 | <0.01 | Rain | N | 2.5 |
| West Gate | 2017/3/2 15:30 | 0.9 | <0.01 | Rain | NNW | 2.9 |
| West Gate | 2017/3/2 15:40 | 0.9 | <0.01 | Rain | NNW | 2.5 |
| West Gate | 2017/3/2 15:50 | 0.9 | <0.01 | Rain | N | 2.6 |
| West Gate | 2017/3/2 16:00 | 0.9 | <0.01 | Rain | NNW | 2.2 |
| West Gate | 2017/3/2 16:10 | 0.8 | <0.01 | Rain | NNW | 1.9 |
| West Gate | 2017/3/2 16:20 | 0.8 | <0.01 | Rain | NNW | 2.0 |
| West Gate | 2017/3/2 16:30 | 0.9 | <0.01 | Rain | N | 2.6 |
| West Gate | 2017/3/2 16:40 | 0.9 | <0.01 | Rain | NNW | 2.5 |
| West Gate | 2017/3/2 16:50 | 0.8 | <0.01 | Rain | NNW | 2.0 |
| West Gate | 2017/3/2 17:00 | 0.8 | <0.01 | Rain | NNW | 2.0 |
| West Gate | 2017/3/2 17:10 | 0.8 | <0.01 | Rain | NNW | 2.4 |
| West Gate | 2017/3/2 17:20 | 0.8 | <0.01 | Rain | NNW | 2.2 |
| West Gate | 2017/3/2 17:30 | 0.8 | <0.01 | Rain | NNW | 1.7 |
| West Gate | 2017/3/2 17:40 | 0.8 | <0.01 | Rain | NW | 1.4 |
| West Gate | 2017/3/2 17:50 | 0.8 | <0.01 | Rain | NW | 1.9 |
| West Gate | 2017/3/2 18:00 | 0.8 | <0.01 | Rain | NW | 1.7 |
| West Gate | 2017/3/2 18:10 | 0.8 | <0.01 | Rain | NNW | 1.4 |
| West Gate | 2017/3/2 18:20 | 0.8 | <0.01 | Rain | NNW | 1.9 |
| West Gate | 2017/3/2 18:30 | 0.8 | <0.01 | Rain | N | 2.5 |
| West Gate | 2017/3/2 18:40 | 0.8 | <0.01 | Rain | NNW | 2.9 |
| West Gate | 2017/3/2 18:50 | 0.8 | <0.01 | Rain | N | 3.2 |
| West Gate | 2017/3/2 19:00 | 0.8 | <0.01 | Rain | NNW | 2.8 |
| West Gate | 2017/3/2 19:10 | 0.8 | <0.01 | Rain | NNW | 2.3 |
| West Gate | 2017/3/2 19:20 | 0.8 | <0.01 | Rain | NNW | 1.9 |
| West Gate | 2017/3/2 19:30 | 0.8 | <0.01 | Rain | NW | 1.0 |
| West Gate | 2017/3/2 19:40 | 0.8 | <0.01 | Cloudy | NW | 1.1 |
| West Gate | 2017/3/2 19:50 | 0.8 | <0.01 | Rain | NNW | 1.6 |
| West Gate | 2017/3/2 20:00 | 0.8 | <0.01 | Cloudy | NNW | 1.5 |
| West Gate | 2017/3/2 20:10 | 0.8 | <0.01 | Cloudy | NNW | 1.6 |
| West Gate | 2017/3/2 20:20 | 0.8 | <0.01 | Rain | NNW | 1.4 |
| West Gate | 2017/3/2 20:30 | 0.8 | <0.01 | Rain | NNW | 1.6 |
| West Gate | 2017/3/2 20:40 | 0.8 | <0.01 | Rain | NNW | 0.8 |
| West Gate | 2017/3/2 20:50 | 0.8 | <0.01 | Rain | NW | 0.9 |
| West Gate | 2017/3/2 21:00 | 0.8 | <0.01 | Cloudy | NW | 1.4 |
| West Gate | 2017/3/2 21:10 | 0.8 | <0.01 | Rain | NNW | 0.9 |
| West Gate | 2017/3/2 21:20 | 0.8 | <0.01 | Rain | NW | 0.5 |
| West Gate | 2017/3/2 21:30 | 0.8 | <0.01 | Rain | NW | 0.6 |
| West Gate | 2017/3/2 21:40 | 0.8 | <0.01 | Rain | WNW | 1.0 |
| West Gate | 2017/3/2 21:50 | 0.8 | <0.01 | Rain | NW | 1.0 |
| West Gate | 2017/3/2 22:00 | 0.8 | <0.01 | Rain | NW | 1.3 |
| West Gate | 2017/3/2 22:10 | 0.8 | <0.01 | Cloudy | NW | 0.8 |
| West Gate | 2017/3/2 22:20 | 0.8 | <0.01 | Cloudy | NNW | 0.9 |
| West Gate | 2017/3/2 22:30 | 0.8 | <0.01 | Cloudy | NW | 1.2 |
| West Gate | 2017/3/2 22:40 | 0.8 | <0.01 | Cloudy | NW | 1.2 |
| West Gate | 2017/3/2 22:50 | 0.8 | <0.01 | Cloudy | WNW | 0.7 |
| West Gate | 2017/3/2 23:00 | 0.8 | <0.01 | Cloudy | NW | 0.9 |
| West Gate | 2017/3/2 23:10 | 0.8 | <0.01 | Cloudy | NW | 1.5 |
| West Gate | 2017/3/2 23:20 | 0.8 | <0.01 | Cloudy | NW | 1.5 |
| West Gate | 2017/3/2 23:30 | 0.8 | <0.01 | Cloudy | WNW | 1.5 |
| West Gate | 2017/3/2 23:40 | 0.8 | <0.01 | Cloudy | WNW | 2.1 |
| West Gate | 2017/3/2 23:50 | 0.8 | <0.01 | Cloudy | WNW | 1.8 |

Fukushima Daiichi Nuclear Power Plant

2017/3/2
as of 23:50

周辺監視区域 : supervised outside area
敷地境界 : site boundary

 周辺監視区域
 敷地境界



※Reference data indicate the normal fluctuation range of airborne radiation rate.