

Fixed point Monitoring Status by Temporary Monitoring Post at Fukushima Daiichi Nuclear Power Station

Date	Radiation Dose Rate ( $\mu$ Sv/h) At the Main Buiding	Radiation Dose Rate ( $\mu$ Sv/h) At the Main Gate	Radiation Dose Rate ( $\mu$ Sv/h) At the West Gate
2017/1/4 0:00	15	1	2
2017/1/4 0:30	15	1	2
2017/1/4 1:00	15	1	2
2017/1/4 1:30	15	1	2
2017/1/4 2:00	15	1	2
2017/1/4 2:30	15	1	2
2017/1/4 3:00	15	1	2
2017/1/4 3:30	15	1	2
2017/1/4 4:00	15	1	2
2017/1/4 4:30	15	1	2
2017/1/4 5:00	15	1	2
2017/1/4 5:30	15	1	2
2017/1/4 6:00	15	1	2
2017/1/4 6:30	15	1	2
2017/1/4 7:00	15	1	2
2017/1/4 7:30	15	1	2
2017/1/4 8:00	15	1	2
2017/1/4 8:30	15	1	2
2017/1/4 9:00	15	1	2
2017/1/4 9:30	15	1	2
2017/1/4 10:00	15	1	2
2017/1/4 10:30	15	1	2
2017/1/4 11:00	15	1	2
2017/1/4 11:30	15	1	2
2017/1/4 12:00	15	1	2
2017/1/4 12:30	15	1	2
2017/1/4 13:00	15	1	2
2017/1/4 13:30	15	1	2
2017/1/4 14:00	15	1	2
2017/1/4 14:30	15	1	2
2017/1/4 15:00	15	1	2
2017/1/4 15:30	15	1	2
2017/1/4 16:00	15	1	2
2017/1/4 16:30	15	1	2
2017/1/4 17:00	15	1	2
2017/1/4 17:30	15	1	2
2017/1/4 18:00	15	1	2
2017/1/4 18:30	15	1	2
2017/1/4 19:00	15	1	2
2017/1/4 19:30	15	1	2
2017/1/4 20:00	15	1	2
2017/1/4 20:30	15	1	2
2017/1/4 21:00	15	1	2
2017/1/4 21:30	15	1	2
2017/1/4 22:00	15	1	2
2017/1/4 22:30	15	1	2
2017/1/4 23:00	15	1	2
2017/1/4 23:30	15	1	2

**Monitoring data by a monitoring car\* at Fukushima Daiichi Nuclear Power Station ( $\mu$  Sv/h)**

\* The data from monitoring car may deficit as the vehicle may change monitoring point.

\*About the direction of the wind and the wind velocity,we are measuring with the weather observation meter of the 10m higher.

\*“-”: the wind velocity/“CALM”:the wind direction is below 0.5m/s.



Measuring Point	Measurement Date	$\gamma$ Ray	Neutron Ray	Weather	Wind Direction	Wind Velocity (m/s)
West Gate	2017/1/4 0:00	0.8	<0.01	Fine	W	0.8
West Gate	2017/1/4 0:10	0.8	<0.01	Fine	W	0.8
West Gate	2017/1/4 0:20	0.8	<0.01	Fine	SW	0.5
West Gate	2017/1/4 0:30	0.8	<0.01	Fine	WSW	0.7
West Gate	2017/1/4 0:40	0.8	<0.01	Fine	W	1.0
West Gate	2017/1/4 0:50	0.8	<0.01	Fine	WSW	1.2
West Gate	2017/1/4 1:00	0.8	<0.01	Fine	W	0.8
West Gate	2017/1/4 1:10	0.8	<0.01	Fine	W	0.6
West Gate	2017/1/4 1:20	0.8	<0.01	Fine	W	0.6
West Gate	2017/1/4 1:30	0.8	<0.01	Fine	WNW	0.9
West Gate	2017/1/4 1:40	0.8	<0.01	Fine	WNW	1.3
West Gate	2017/1/4 1:50	0.8	<0.01	Fine	W	0.7
West Gate	2017/1/4 2:00	0.8	<0.01	Fine	W	0.6
West Gate	2017/1/4 2:10	0.8	<0.01	Fine	WNW	1.6
West Gate	2017/1/4 2:20	0.8	<0.01	Fine	WNW	1.0
West Gate	2017/1/4 2:30	0.8	<0.01	Fine	NW	0.9
West Gate	2017/1/4 2:40	0.8	<0.01	Fine	WNW	1.4
West Gate	2017/1/4 2:50	0.8	<0.01	Fine	WNW	0.7
West Gate	2017/1/4 3:00	0.8	<0.01	Fine	-	CALM
West Gate	2017/1/4 3:10	0.8	<0.01	Fine	WSW	0.7
West Gate	2017/1/4 3:20	0.8	<0.01	Fine	WSW	0.8
West Gate	2017/1/4 3:30	0.8	<0.01	Fine	WSW	0.6
West Gate	2017/1/4 3:40	0.8	<0.01	Fine	WSW	0.6
West Gate	2017/1/4 3:50	0.8	<0.01	Fine	W	0.6
West Gate	2017/1/4 4:00	0.8	<0.01	Fine	W	0.7
West Gate	2017/1/4 4:10	0.8	<0.01	Fine	WSW	0.7
West Gate	2017/1/4 4:20	0.8	<0.01	Fine	W	0.5
West Gate	2017/1/4 4:30	0.8	<0.01	Fine	W	1.4
West Gate	2017/1/4 4:40	0.8	<0.01	Fine	W	0.9
West Gate	2017/1/4 4:50	0.8	<0.01	Fine	WSW	0.7
West Gate	2017/1/4 5:00	0.8	<0.01	Fine	WSW	0.7
West Gate	2017/1/4 5:10	0.8	<0.01	Fine	WSW	0.7
West Gate	2017/1/4 5:20	0.8	<0.01	Fine	W	0.6
West Gate	2017/1/4 5:30	0.8	<0.01	Fine	-	CALM
West Gate	2017/1/4 5:40	0.8	<0.01	Fine	-	CALM
West Gate	2017/1/4 5:50	0.8	<0.01	Fine	-	CALM
West Gate	2017/1/4 6:00	0.8	<0.01	Fine	W	0.6
West Gate	2017/1/4 6:10	0.8	<0.01	Cloudy	WNW	0.6
West Gate	2017/1/4 6:20	0.8	<0.01	Cloudy	WNW	0.9
West Gate	2017/1/4 6:30	0.8	<0.01	Cloudy	W	0.7
West Gate	2017/1/4 6:40	0.8	<0.01	Cloudy	W	0.8
West Gate	2017/1/4 6:50	0.8	<0.01	Cloudy	WNW	0.9
West Gate	2017/1/4 7:00	0.8	<0.01	Cloudy	NW	1.1
West Gate	2017/1/4 7:10	0.8	<0.01	Cloudy	NW	1.2
West Gate	2017/1/4 7:20	0.8	<0.01	Cloudy	WNW	1.5
West Gate	2017/1/4 7:30	0.8	<0.01	Cloudy	WNW	1.2
West Gate	2017/1/4 7:40	0.8	<0.01	Cloudy	WNW	0.7
West Gate	2017/1/4 7:50	0.8	<0.01	Cloudy	WNW	1.1
West Gate	2017/1/4 8:00	0.8	<0.01	Cloudy	W	0.7
West Gate	2017/1/4 8:10	0.8	<0.01	Cloudy	W	0.7
West Gate	2017/1/4 8:20	0.8	<0.01	Rain	W	1.1
West Gate	2017/1/4 8:30	0.8	<0.01	Rain	W	1.1
West Gate	2017/1/4 8:40	0.8	<0.01	Cloudy	WNW	0.7
West Gate	2017/1/4 8:50	0.8	<0.01	Cloudy	NW	0.8
West Gate	2017/1/4 9:00	0.7	<0.01	Cloudy	-	CALM
West Gate	2017/1/4 9:10	0.8	<0.01	Cloudy	NW	0.6
West Gate	2017/1/4 9:20	0.8	<0.01	Cloudy	NNW	1.6
West Gate	2017/1/4 9:30	0.8	<0.01	Cloudy	NW	1.7
West Gate	2017/1/4 9:40	0.8	<0.01	Cloudy	WNW	2.5
West Gate	2017/1/4 9:50	0.8	<0.01	Rain	NW	1.6
West Gate	2017/1/4 10:00	0.8	<0.01	Cloudy	WNW	1.0
West Gate	2017/1/4 10:10	0.8	<0.01	Cloudy	WSW	0.7
West Gate	2017/1/4 10:20	0.8	<0.01	Cloudy	-	CALM
West Gate	2017/1/4 10:30	0.8	<0.01	Cloudy	WNW	0.7
West Gate	2017/1/4 10:40	0.8	<0.01	Rain	WNW	1.0
West Gate	2017/1/4 10:50	0.8	<0.01	Cloudy	W	0.9
West Gate	2017/1/4 11:00	0.8	<0.01	Cloudy	W	0.6
West Gate	2017/1/4 11:10	0.8	<0.01	Cloudy	WNW	0.6
West Gate	2017/1/4 11:20	0.8	<0.01	Cloudy	WNW	1.1

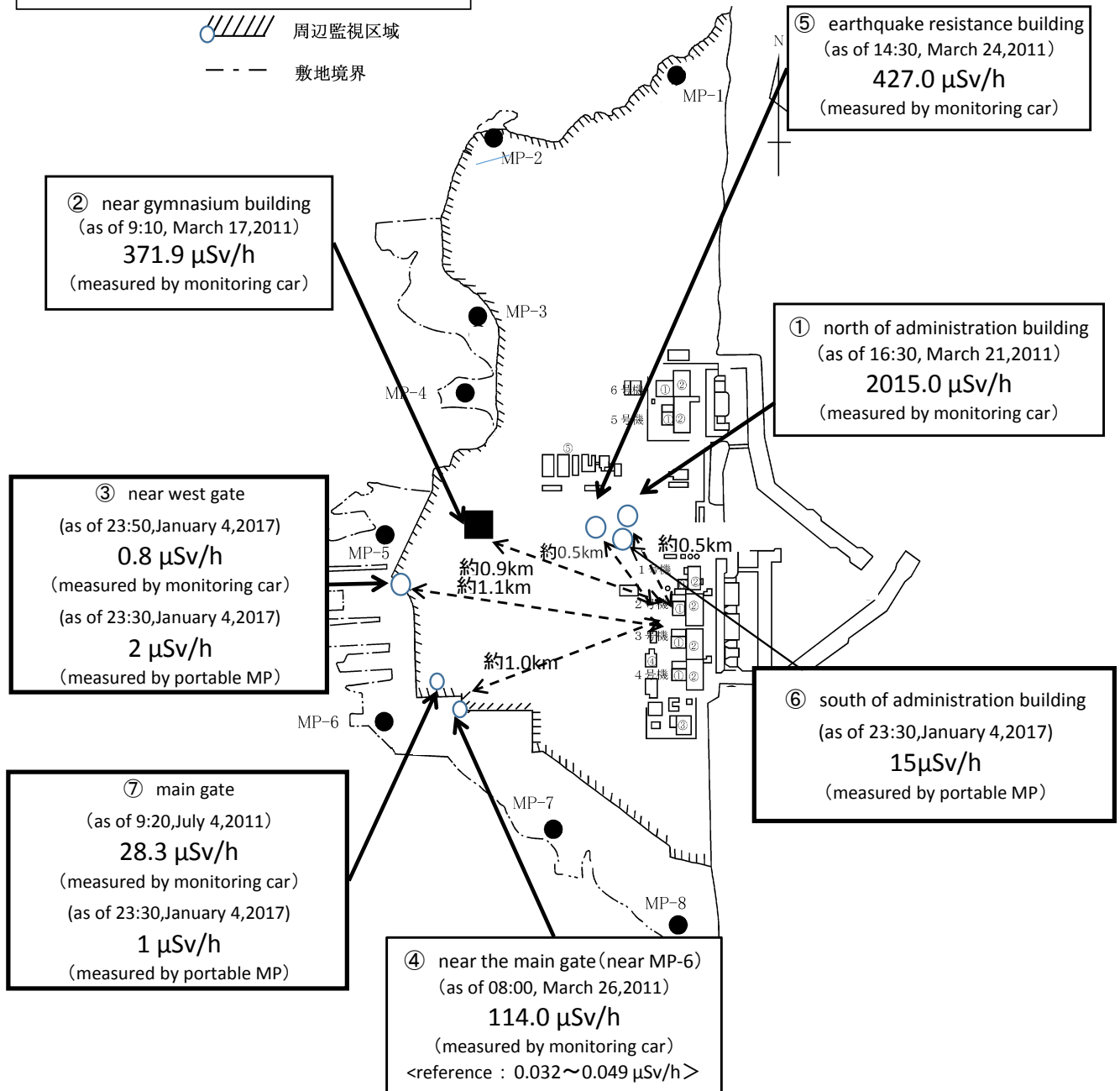
Measuring Point	Measurement Date	$\gamma$ Ray	Neutron Ray	Weather	Wind Direction	Wind Velocity (m/s)
West Gate	2017/1/4 11:30	0.8	<0.01	Cloudy	-	CALM
West Gate	2017/1/4 11:40	0.8	<0.01	Cloudy	SW	0.9
West Gate	2017/1/4 11:50	0.8	<0.01	Cloudy	SSW	3.7
West Gate	2017/1/4 12:00	0.8	<0.01	Cloudy	SSW	3.0
West Gate	2017/1/4 12:10	0.8	<0.01	Cloudy	SW	1.5
West Gate	2017/1/4 12:20	0.8	<0.01	Cloudy	NW	1.0
West Gate	2017/1/4 12:30	0.8	<0.01	Cloudy	NNW	3.5
West Gate	2017/1/4 12:40	0.8	<0.01	Cloudy	NNW	4.6
West Gate	2017/1/4 12:50	0.8	<0.01	Cloudy	N	5.3
West Gate	2017/1/4 13:00	0.8	<0.01	Cloudy	N	5.7
West Gate	2017/1/4 13:10	0.8	<0.01	Cloudy	N	4.6
West Gate	2017/1/4 13:20	0.8	<0.01	Cloudy	N	4.9
West Gate	2017/1/4 13:30	0.8	<0.01	Rain	N	4.0
West Gate	2017/1/4 13:40	0.8	<0.01	Rain	NNW	4.2
West Gate	2017/1/4 13:50	0.8	<0.01	Rain	NNW	4.7
West Gate	2017/1/4 14:00	0.8	<0.01	Rain	NNW	3.8
West Gate	2017/1/4 14:10	0.8	<0.01	Cloudy	NW	1.3
West Gate	2017/1/4 14:20	0.8	<0.01	Cloudy	WNW	0.5
West Gate	2017/1/4 14:30	0.8	<0.01	Cloudy	-	CALM
West Gate	2017/1/4 14:40	0.8	<0.01	Cloudy	WNW	0.6
West Gate	2017/1/4 14:50	0.8	<0.01	Cloudy	NNW	1.6
West Gate	2017/1/4 15:00	0.8	<0.01	Cloudy	N	2.2
West Gate	2017/1/4 15:10	0.8	<0.01	Cloudy	NNW	2.3
West Gate	2017/1/4 15:20	0.8	<0.01	Cloudy	N	2.1
West Gate	2017/1/4 15:30	0.8	<0.01	Cloudy	N	2.6
West Gate	2017/1/4 15:40	0.8	<0.01	Cloudy	N	2.1
West Gate	2017/1/4 15:50	0.8	<0.01	Cloudy	NNW	2.0
West Gate	2017/1/4 16:00	0.8	<0.01	Cloudy	NNW	1.7
West Gate	2017/1/4 16:10	0.8	<0.01	Rain	NW	1.1
West Gate	2017/1/4 16:20	0.8	<0.01	Rain	NNW	1.7
West Gate	2017/1/4 16:30	0.8	<0.01	Cloudy	NNW	1.9
West Gate	2017/1/4 16:40	0.8	<0.01	Cloudy	NNW	1.3
West Gate	2017/1/4 16:50	0.8	<0.01	Cloudy	N	1.6
West Gate	2017/1/4 17:00	0.8	<0.01	Cloudy	N	2.0
West Gate	2017/1/4 17:10	0.8	<0.01	Cloudy	NNE	1.5
West Gate	2017/1/4 17:20	0.8	<0.01	Cloudy	NNE	2.1
West Gate	2017/1/4 17:30	0.8	<0.01	Cloudy	NNE	2.6
West Gate	2017/1/4 17:40	0.8	<0.01	Cloudy	N	2.4
West Gate	2017/1/4 17:50	0.8	<0.01	Cloudy	NNE	2.7
West Gate	2017/1/4 18:00	0.8	<0.01	Cloudy	NNW	1.5
West Gate	2017/1/4 18:10	0.8	<0.01	Cloudy	NNW	1.1
West Gate	2017/1/4 18:20	0.8	<0.01	Cloudy	WNW	1.0
West Gate	2017/1/4 18:30	0.8	<0.01	Cloudy	W	1.2
West Gate	2017/1/4 18:40	0.8	<0.01	Cloudy	NW	0.7
West Gate	2017/1/4 18:50	0.8	<0.01	Cloudy	WNW	0.5
West Gate	2017/1/4 19:00	0.8	<0.01	Cloudy	W	0.6
West Gate	2017/1/4 19:10	0.8	<0.01	Cloudy	WSW	1.1
West Gate	2017/1/4 19:20	0.8	<0.01	Cloudy	-	CALM
West Gate	2017/1/4 19:30	0.7	<0.01	Cloudy	SW	1.0
West Gate	2017/1/4 19:40	0.8	<0.01	Cloudy	WSW	0.9
West Gate	2017/1/4 19:50	0.8	<0.01	Cloudy	WNW	0.5
West Gate	2017/1/4 20:00	0.7	<0.01	Cloudy	WSW	1.1
West Gate	2017/1/4 20:10	0.8	<0.01	Cloudy	-	CALM
West Gate	2017/1/4 20:20	0.8	<0.01	Cloudy	-	CALM
West Gate	2017/1/4 20:30	0.7	<0.01	Cloudy	NNE	1.3
West Gate	2017/1/4 20:40	0.8	<0.01	Cloudy	NNE	1.0
West Gate	2017/1/4 20:50	0.8	<0.01	Cloudy	NNW	1.2
West Gate	2017/1/4 21:00	0.8	<0.01	Cloudy	N	0.6
West Gate	2017/1/4 21:10	0.7	<0.01	Cloudy	-	CALM
West Gate	2017/1/4 21:20	0.7	<0.01	Cloudy	E	1.1
West Gate	2017/1/4 21:30	0.8	<0.01	Cloudy	S	1.3
West Gate	2017/1/4 21:40	0.8	<0.01	Cloudy	-	CALM
West Gate	2017/1/4 21:50	0.8	<0.01	Cloudy	SSW	0.6
West Gate	2017/1/4 22:00	0.8	<0.01	Cloudy	WSW	0.6
West Gate	2017/1/4 22:10	0.8	<0.01	Cloudy	WSW	0.7
West Gate	2017/1/4 22:20	0.8	<0.01	Cloudy	WNW	0.7
West Gate	2017/1/4 22:30	0.8	<0.01	Cloudy	-	CALM
West Gate	2017/1/4 22:40	0.8	<0.01	Cloudy	-	CALM
West Gate	2017/1/4 22:50	0.8	<0.01	Cloudy	N	0.8
West Gate	2017/1/4 23:00	0.8	<0.01	Cloudy	NNW	0.9
West Gate	2017/1/4 23:10	0.8	<0.01	Cloudy	NW	0.5
West Gate	2017/1/4 23:20	0.8	<0.01	Cloudy	NNW	0.7
West Gate	2017/1/4 23:30	0.7	<0.01	Cloudy	WNW	0.9
West Gate	2017/1/4 23:40	0.8	<0.01	Cloudy	-	CALM
West Gate	2017/1/4 23:50	0.8	<0.01	Cloudy	-	CALM

# Fukushima Daiichi Nuclear Power Plant

2017/1/4  
as of 23:50

周辺監視区域: supervised outside area  
敷地境界: site boundary

 周辺監視区域  
 敷地境界



※Reference data indicate the normal fluctuation range of airborne radiation rate.