

Fixed point Monitoring Status by Temporary Monitoring Post at Fukushima Daiichi Nuclear Power Station

| Date | Radiation Dose Rate (μ Sv/h) At the Main Buiding | Radiation Dose Rate (μ Sv/h) At the Main Gate | Radiation Dose Rate (μ Sv/h) At the West Gate |
|-----------------|---|--|--|
| 2016/11/9 0:00 | 15 | 1 | 2 |
| 2016/11/9 0:30 | 15 | 1 | 2 |
| 2016/11/9 1:00 | 15 | 1 | 2 |
| 2016/11/9 1:30 | 15 | 1 | 2 |
| 2016/11/9 2:00 | 15 | 1 | 2 |
| 2016/11/9 2:30 | 15 | 1 | 2 |
| 2016/11/9 3:00 | 15 | 1 | 2 |
| 2016/11/9 3:30 | 15 | 1 | 2 |
| 2016/11/9 4:00 | 15 | 1 | 2 |
| 2016/11/9 4:30 | 15 | 1 | 2 |
| 2016/11/9 5:00 | 15 | 1 | 2 |
| 2016/11/9 5:30 | 15 | 1 | 2 |
| 2016/11/9 6:00 | 15 | 1 | 2 |
| 2016/11/9 6:30 | 15 | 1 | 2 |
| 2016/11/9 7:00 | 15 | 1 | 2 |
| 2016/11/9 7:30 | 15 | 1 | 2 |
| 2016/11/9 8:00 | 15 | 1 | 2 |
| 2016/11/9 8:30 | 15 | 1 | 2 |
| 2016/11/9 9:00 | 15 | 1 | 2 |
| 2016/11/9 9:30 | 15 | 1 | 2 |
| 2016/11/9 10:00 | 15 | 1 | 2 |
| 2016/11/9 10:30 | 15 | 1 | 2 |
| 2016/11/9 11:00 | 15 | 1 | 2 |
| 2016/11/9 11:30 | 15 | 1 | 2 |
| 2016/11/9 12:00 | 15 | 1 | 2 |
| 2016/11/9 12:30 | 15 | 1 | 2 |
| 2016/11/9 13:00 | 15 | 1 | 2 |
| 2016/11/9 13:30 | 15 | 1 | 2 |
| 2016/11/9 14:00 | 15 | 1 | 2 |
| 2016/11/9 14:30 | 15 | 1 | 2 |
| 2016/11/9 15:00 | 15 | 1 | 2 |
| 2016/11/9 15:30 | 15 | 1 | 2 |
| 2016/11/9 16:00 | 15 | 1 | 2 |
| 2016/11/9 16:30 | 15 | 1 | 2 |
| 2016/11/9 17:00 | 15 | 1 | 2 |
| 2016/11/9 17:30 | 15 | 1 | 2 |
| 2016/11/9 18:00 | 15 | 1 | 2 |
| 2016/11/9 18:30 | 15 | 1 | 2 |
| 2016/11/9 19:00 | 15 | 1 | 2 |
| 2016/11/9 19:30 | 15 | 1 | 2 |
| 2016/11/9 20:00 | 15 | 1 | 2 |
| 2016/11/9 20:30 | 15 | 1 | 2 |
| 2016/11/9 21:00 | 15 | 1 | 2 |
| 2016/11/9 21:30 | 15 | 1 | 2 |
| 2016/11/9 22:00 | 15 | 1 | 2 |
| 2016/11/9 22:30 | 15 | 1 | 2 |
| 2016/11/9 23:00 | 15 | 1 | 2 |
| 2016/11/9 23:30 | 15 | 1 | 2 |

Monitoring data by a monitoring car* at Fukushima Daiichi Nuclear Power Station (μ Sv/h)

* The data from monitoring car may deficit as the vehicle may change monitoring point.

*About the direction of the wind and the wind velocity,we are measuring with the weather observation meter of the 10m higher.

*“-”: the wind velocity/“CALM”:the wind direction is below 0.5m/s.

| Measuring Point | Measurement Date | γ Ray | Neutron Ray | Weather | Wind Direction | Wind Velocity (m/s) |
|-----------------|------------------|--------------|-------------|---------|----------------|---------------------|
| West Gate | 2016/11/9 0:00 | 0.8 | <0.01 | Cloudy | NNW | 2.7 |
| West Gate | 2016/11/9 0:10 | 0.8 | <0.01 | Cloudy | NNW | 2.3 |
| West Gate | 2016/11/9 0:20 | 0.8 | <0.01 | Cloudy | NNW | 3.0 |
| West Gate | 2016/11/9 0:30 | 0.8 | <0.01 | Cloudy | NNW | 3.0 |
| West Gate | 2016/11/9 0:40 | 0.8 | <0.01 | Cloudy | NNW | 3.2 |
| West Gate | 2016/11/9 0:50 | 0.8 | <0.01 | Cloudy | NNW | 2.4 |
| West Gate | 2016/11/9 1:00 | 0.8 | <0.01 | Cloudy | NNW | 2.7 |
| West Gate | 2016/11/9 1:10 | 0.8 | <0.01 | Cloudy | NNW | 3.0 |
| West Gate | 2016/11/9 1:20 | 0.8 | <0.01 | Cloudy | N | 3.6 |
| West Gate | 2016/11/9 1:30 | 0.8 | <0.01 | Cloudy | N | 3.2 |
| West Gate | 2016/11/9 1:40 | 0.8 | <0.01 | Cloudy | N | 2.7 |
| West Gate | 2016/11/9 1:50 | 0.8 | <0.01 | Cloudy | NNW | 2.8 |
| West Gate | 2016/11/9 2:00 | 0.8 | <0.01 | Cloudy | NNW | 4.0 |
| West Gate | 2016/11/9 2:10 | 0.8 | <0.01 | Cloudy | NNW | 4.0 |
| West Gate | 2016/11/9 2:20 | 0.8 | <0.01 | Cloudy | NNW | 2.6 |
| West Gate | 2016/11/9 2:30 | 0.8 | <0.01 | Cloudy | NNW | 2.2 |
| West Gate | 2016/11/9 2:40 | 0.8 | <0.01 | Cloudy | NNW | 3.0 |
| West Gate | 2016/11/9 2:50 | 0.8 | <0.01 | Cloudy | NW | 2.7 |
| West Gate | 2016/11/9 3:00 | 0.8 | <0.01 | Cloudy | NW | 3.1 |
| West Gate | 2016/11/9 3:10 | 0.8 | <0.01 | Cloudy | NNW | 2.5 |
| West Gate | 2016/11/9 3:20 | 0.8 | <0.01 | Cloudy | NNW | 1.7 |
| West Gate | 2016/11/9 3:30 | 0.8 | <0.01 | Cloudy | NW | 2.1 |
| West Gate | 2016/11/9 3:40 | 0.8 | <0.01 | Cloudy | NW | 3.0 |
| West Gate | 2016/11/9 3:50 | 0.8 | <0.01 | Cloudy | WNW | 2.3 |
| West Gate | 2016/11/9 4:00 | 0.8 | <0.01 | Cloudy | WNW | 2.8 |
| West Gate | 2016/11/9 4:10 | 0.8 | <0.01 | Cloudy | WNW | 3.9 |
| West Gate | 2016/11/9 4:20 | 0.8 | <0.01 | Cloudy | NW | 4.8 |
| West Gate | 2016/11/9 4:30 | 0.8 | <0.01 | Cloudy | NW | 4.1 |
| West Gate | 2016/11/9 4:40 | 0.8 | <0.01 | Cloudy | WNW | 2.7 |
| West Gate | 2016/11/9 4:50 | 0.8 | <0.01 | Cloudy | WNW | 1.7 |
| West Gate | 2016/11/9 5:00 | 0.8 | <0.01 | Cloudy | WNW | 1.5 |
| West Gate | 2016/11/9 5:10 | 0.8 | <0.01 | Fine | NNW | 1.9 |
| West Gate | 2016/11/9 5:20 | 0.8 | <0.01 | Fine | NW | 3.0 |
| West Gate | 2016/11/9 5:30 | 0.8 | <0.01 | Fine | NW | 3.0 |
| West Gate | 2016/11/9 5:40 | 0.8 | <0.01 | Fine | NNW | 3.4 |
| West Gate | 2016/11/9 5:50 | 0.8 | <0.01 | Fine | NNW | 2.8 |
| West Gate | 2016/11/9 6:00 | 0.8 | <0.01 | Fine | WNW | 1.9 |
| West Gate | 2016/11/9 6:10 | 0.8 | <0.01 | Fine | NW | 2.7 |
| West Gate | 2016/11/9 6:20 | 0.8 | <0.01 | Fine | NW | 3.5 |
| West Gate | 2016/11/9 6:30 | 0.8 | <0.01 | Fine | NNW | 3.5 |
| West Gate | 2016/11/9 6:40 | 0.8 | <0.01 | Fine | NW | 2.3 |
| West Gate | 2016/11/9 6:50 | 0.8 | <0.01 | Fine | NW | 2.6 |
| West Gate | 2016/11/9 7:00 | 0.8 | <0.01 | Fine | NNW | 3.2 |
| West Gate | 2016/11/9 7:10 | 0.8 | <0.01 | Fine | NNW | 3.5 |
| West Gate | 2016/11/9 7:20 | 0.8 | <0.01 | Fine | NNW | 2.5 |
| West Gate | 2016/11/9 7:30 | 0.8 | <0.01 | Fine | NW | 2.5 |
| West Gate | 2016/11/9 7:40 | 0.8 | <0.01 | Fine | NW | 2.8 |
| West Gate | 2016/11/9 7:50 | 0.8 | <0.01 | Fine | NW | 2.6 |
| West Gate | 2016/11/9 8:00 | 0.8 | <0.01 | Fine | NNW | 2.9 |
| West Gate | 2016/11/9 8:10 | 0.8 | <0.01 | Fine | NW | 2.3 |
| West Gate | 2016/11/9 8:20 | 0.8 | <0.01 | Fine | WNW | 2.1 |
| West Gate | 2016/11/9 8:30 | 0.8 | <0.01 | Fine | WNW | 3.2 |
| West Gate | 2016/11/9 8:40 | 0.8 | <0.01 | Fine | WNW | 4.4 |
| West Gate | 2016/11/9 8:50 | 0.8 | <0.01 | Fine | WNW | 3.4 |
| West Gate | 2016/11/9 9:00 | 0.8 | <0.01 | Fine | WNW | 3.3 |
| West Gate | 2016/11/9 9:10 | 0.8 | <0.01 | Fine | WNW | 2.9 |
| West Gate | 2016/11/9 9:20 | 0.8 | <0.01 | Fine | NW | 2.7 |
| West Gate | 2016/11/9 9:30 | 0.8 | <0.01 | Fine | NW | 2.9 |
| West Gate | 2016/11/9 9:40 | 0.8 | <0.01 | Fine | NW | 3.0 |
| West Gate | 2016/11/9 9:50 | 0.8 | <0.01 | Fine | NW | 2.1 |
| West Gate | 2016/11/9 10:00 | 0.8 | <0.01 | Fine | NW | 3.4 |
| West Gate | 2016/11/9 10:10 | 0.8 | <0.01 | Fine | NW | 3.6 |
| West Gate | 2016/11/9 10:20 | 0.8 | <0.01 | Fine | NW | 2.0 |
| West Gate | 2016/11/9 10:30 | 0.8 | <0.01 | Fine | NNW | 4.3 |
| West Gate | 2016/11/9 10:40 | 0.8 | <0.01 | Fine | NW | 5.3 |
| West Gate | 2016/11/9 10:50 | 0.8 | <0.01 | Fine | NW | 4.9 |
| West Gate | 2016/11/9 11:00 | 0.8 | <0.01 | Fine | NW | 4.7 |
| West Gate | 2016/11/9 11:10 | 0.8 | <0.01 | Fine | NW | 3.9 |
| West Gate | 2016/11/9 11:20 | 0.8 | <0.01 | Fine | WNW | 2.2 |

| Measuring Point | Measurement Date | γ Ray | Neutron Ray | Weather | Wind Direction | Wind Velocity (m/s) |
|-----------------|------------------|--------------|-------------|---------|----------------|---------------------|
| West Gate | 2016/11/9 11:30 | 0.8 | <0.01 | Fine | WNW | 2.5 |
| West Gate | 2016/11/9 11:40 | 0.8 | <0.01 | Fine | WNW | 3.4 |
| West Gate | 2016/11/9 11:50 | 0.8 | <0.01 | Fine | NW | 2.5 |
| West Gate | 2016/11/9 12:00 | 0.8 | <0.01 | Fine | WNW | 2.1 |
| West Gate | 2016/11/9 12:10 | 0.8 | <0.01 | Fine | W | 1.8 |
| West Gate | 2016/11/9 12:20 | 0.8 | <0.01 | Fine | WNW | 2.3 |
| West Gate | 2016/11/9 12:30 | 0.8 | <0.01 | Fine | W | 1.7 |
| West Gate | 2016/11/9 12:40 | 0.8 | <0.01 | Fine | WNW | 2.3 |
| West Gate | 2016/11/9 12:50 | 0.8 | <0.01 | Cloudy | WNW | 3.0 |
| West Gate | 2016/11/9 13:00 | 0.8 | <0.01 | Cloudy | WNW | 3.3 |
| West Gate | 2016/11/9 13:10 | 0.8 | <0.01 | Cloudy | NW | 2.8 |
| West Gate | 2016/11/9 13:20 | 0.8 | <0.01 | Cloudy | WNW | 1.1 |
| West Gate | 2016/11/9 13:30 | 0.8 | <0.01 | Cloudy | WNW | 2.3 |
| West Gate | 2016/11/9 13:40 | 0.8 | <0.01 | Cloudy | WNW | 2.7 |
| West Gate | 2016/11/9 13:50 | 0.8 | <0.01 | Cloudy | NNW | 2.5 |
| West Gate | 2016/11/9 14:00 | 0.8 | <0.01 | Cloudy | N | 4.1 |
| West Gate | 2016/11/9 14:10 | 0.8 | <0.01 | Cloudy | NNE | 2.3 |
| West Gate | 2016/11/9 14:20 | 0.8 | <0.01 | Cloudy | NNE | 2.2 |
| West Gate | 2016/11/9 14:30 | 0.8 | <0.01 | Cloudy | N | 3.4 |
| West Gate | 2016/11/9 14:40 | 0.8 | <0.01 | Cloudy | NNE | 3.4 |
| West Gate | 2016/11/9 14:50 | 0.8 | <0.01 | Cloudy | NNW | 2.7 |
| West Gate | 2016/11/9 15:00 | 0.8 | <0.01 | Cloudy | N | 1.4 |
| West Gate | 2016/11/9 15:10 | 0.8 | <0.01 | Cloudy | NNW | 1.7 |
| West Gate | 2016/11/9 15:20 | 0.8 | <0.01 | Cloudy | NNE | 2.4 |
| West Gate | 2016/11/9 15:30 | 0.8 | <0.01 | Cloudy | NNE | 2.5 |
| West Gate | 2016/11/9 15:40 | 0.8 | <0.01 | Cloudy | N | 2.7 |
| West Gate | 2016/11/9 15:50 | 0.8 | <0.01 | Cloudy | N | 2.0 |
| West Gate | 2016/11/9 16:00 | 0.8 | <0.01 | Cloudy | N | 1.6 |
| West Gate | 2016/11/9 16:10 | 0.8 | <0.01 | Fine | N | 2.9 |
| West Gate | 2016/11/9 16:20 | 0.8 | <0.01 | Fine | NNE | 3.2 |
| West Gate | 2016/11/9 16:30 | 0.8 | <0.01 | Fine | N | 2.9 |
| West Gate | 2016/11/9 16:40 | 0.8 | <0.01 | Fine | NNE | 2.5 |
| West Gate | 2016/11/9 16:50 | 0.8 | <0.01 | Fine | NNE | 2.6 |
| West Gate | 2016/11/9 17:00 | 0.8 | <0.01 | Fine | N | 2.0 |
| West Gate | 2016/11/9 17:10 | 0.8 | <0.01 | Fine | N | 1.5 |
| West Gate | 2016/11/9 17:20 | 0.8 | <0.01 | Fine | N | 1.1 |
| West Gate | 2016/11/9 17:30 | 0.8 | <0.01 | Fine | N | 1.7 |
| West Gate | 2016/11/9 17:40 | 0.8 | <0.01 | Fine | N | 1.2 |
| West Gate | 2016/11/9 17:50 | 0.8 | <0.01 | Fine | N | 1.8 |
| West Gate | 2016/11/9 18:00 | 0.8 | <0.01 | Fine | NNW | 1.9 |
| West Gate | 2016/11/9 18:10 | 0.8 | <0.01 | Fine | N | 1.7 |
| West Gate | 2016/11/9 18:20 | 0.8 | <0.01 | Fine | N | 2.2 |
| West Gate | 2016/11/9 18:30 | 0.8 | <0.01 | Fine | N | 2.5 |
| West Gate | 2016/11/9 18:40 | 0.8 | <0.01 | Fine | N | 2.3 |
| West Gate | 2016/11/9 18:50 | 0.8 | <0.01 | Fine | N | 2.3 |
| West Gate | 2016/11/9 19:00 | 0.8 | <0.01 | Fine | NNW | 1.7 |
| West Gate | 2016/11/9 19:10 | 0.8 | <0.01 | Fine | NNW | 1.0 |
| West Gate | 2016/11/9 19:20 | 0.8 | <0.01 | Fine | NNW | 1.5 |
| West Gate | 2016/11/9 19:30 | 0.8 | <0.01 | Fine | NNW | 2.0 |
| West Gate | 2016/11/9 19:40 | 0.8 | <0.01 | Fine | NNW | 2.1 |
| West Gate | 2016/11/9 19:50 | 0.8 | <0.01 | Fine | NNW | 2.1 |
| West Gate | 2016/11/9 20:00 | 0.8 | <0.01 | Fine | NNW | 1.6 |
| West Gate | 2016/11/9 20:10 | 0.8 | <0.01 | Fine | NNW | 1.5 |
| West Gate | 2016/11/9 20:20 | 0.8 | <0.01 | Fine | NNW | 2.6 |
| West Gate | 2016/11/9 20:30 | 0.8 | <0.01 | Fine | NNW | 1.9 |
| West Gate | 2016/11/9 20:40 | 0.8 | <0.01 | Fine | NNW | 2.1 |
| West Gate | 2016/11/9 20:50 | 0.8 | <0.01 | Fine | NNW | 1.6 |
| West Gate | 2016/11/9 21:00 | 0.8 | <0.01 | Fine | NW | 1.2 |
| West Gate | 2016/11/9 21:10 | 0.8 | <0.01 | Fine | NW | 1.4 |
| West Gate | 2016/11/9 21:20 | 0.8 | <0.01 | Fine | WNW | 1.1 |
| West Gate | 2016/11/9 21:30 | 0.8 | <0.01 | Fine | WNW | 0.8 |
| West Gate | 2016/11/9 21:40 | 0.8 | <0.01 | Fine | - | CALM |
| West Gate | 2016/11/9 21:50 | 0.8 | <0.01 | Fine | WSW | 0.7 |
| West Gate | 2016/11/9 22:00 | 0.8 | <0.01 | Fine | SW | 0.5 |
| West Gate | 2016/11/9 22:10 | 0.8 | <0.01 | Fine | - | CALM |
| West Gate | 2016/11/9 22:20 | 0.8 | <0.01 | Fine | - | CALM |
| West Gate | 2016/11/9 22:30 | 0.8 | <0.01 | Fine | SW | 0.7 |
| West Gate | 2016/11/9 22:40 | 0.8 | <0.01 | Fine | SW | 0.5 |
| West Gate | 2016/11/9 22:50 | 0.8 | <0.01 | Fine | NW | 0.6 |
| West Gate | 2016/11/9 23:00 | 0.8 | <0.01 | Fine | - | CALM |
| West Gate | 2016/11/9 23:10 | 0.8 | <0.01 | Fine | - | CALM |
| West Gate | 2016/11/9 23:20 | 0.8 | <0.01 | Fine | - | CALM |
| West Gate | 2016/11/9 23:30 | 0.8 | <0.01 | Fine | NW | 0.5 |
| West Gate | 2016/11/9 23:40 | 0.8 | <0.01 | Fine | WNW | 1.7 |
| West Gate | 2016/11/9 23:50 | 0.8 | <0.01 | Fine | WNW | 1.5 |

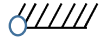

Fukushima Daiichi Nuclear Power Plant

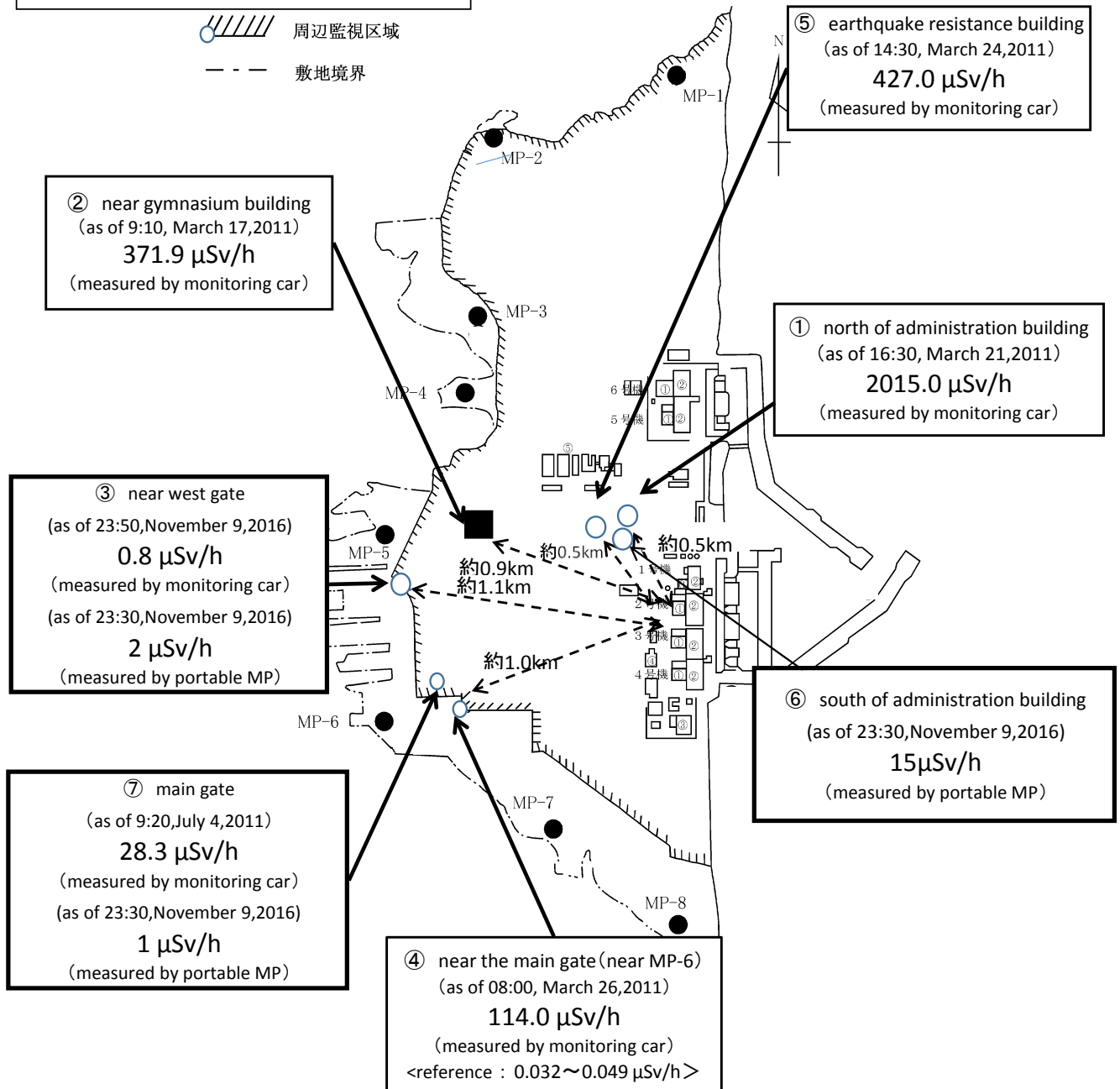
2016/11/9

周辺監視区域: supervised outside area

as of 23:50

敷地境界: site boundary

 周辺監視区域
 敷地境界



※Reference data indicate the normal fluctuation range of airborne radiation rate.