

Fixed point Monitoring Status by Temporary Monitoring Post at Fukushima Daiichi Nuclear Power Station

Date	Radiation Dose Rate (μ Sv/h) At the Main Buiding	Radiation Dose Rate (μ Sv/h) At the Main Gate	Radiation Dose Rate (μ Sv/h) At the West Gate
2016/6/13 0:00	17	1	2
2016/6/13 0:30	17	1	2
2016/6/13 1:00	17	1	2
2016/6/13 1:30	17	1	2
2016/6/13 2:00	17	1	2
2016/6/13 2:30	17	1	2
2016/6/13 3:00	17	1	2
2016/6/13 3:30	17	1	2
2016/6/13 4:00	17	1	2
2016/6/13 4:30	17	1	2
2016/6/13 5:00	17	1	2
2016/6/13 5:30	17	1	2
2016/6/13 6:00	17	1	2
2016/6/13 6:30	16	1	2
2016/6/13 7:00	16	1	2
2016/6/13 7:30	16	1	2
2016/6/13 8:00	16	1	2
2016/6/13 8:30	16	1	2
2016/6/13 9:00	16	1	2
2016/6/13 9:30	16	1	2
2016/6/13 10:00	16	1	2
2016/6/13 10:30	16	1	2
2016/6/13 11:00	16	1	2
2016/6/13 11:30	16	1	2
2016/6/13 12:00	16	1	2
2016/6/13 12:30	16	1	2
2016/6/13 13:00	16	1	2
2016/6/13 13:30	16	1	2
2016/6/13 14:00	16	1	2
2016/6/13 14:30	16	1	2
2016/6/13 15:00	16	1	2
2016/6/13 15:30	17	1	2
2016/6/13 16:00	16	1	2
2016/6/13 16:30	16	1	2
2016/6/13 17:00	16	1	2
2016/6/13 17:30	17	1	2
2016/6/13 18:00	16	1	2
2016/6/13 18:30	17	1	2
2016/6/13 19:00	17	1	2
2016/6/13 19:30	17	1	2
2016/6/13 20:00	17	1	2
2016/6/13 20:30	17	1	2
2016/6/13 21:00	17	1	2
2016/6/13 21:30	17	1	2
2016/6/13 22:00	17	1	2
2016/6/13 22:30	17	1	2
2016/6/13 23:00	17	1	2
2016/6/13 23:30	17	1	2

福島第一原子力発電所 モニタリングポスト空間線量率

単位: $\mu\text{Sv/h}$

単位: m/s

日時	MP								スタック		感雨
	MP-1	MP-2	MP-3	MP-4	MP-5	MP-6	MP-7	MP-8	風向	風速	
2016/6/13 8:00	1.007*	2.402	2.462	2.245	2.245	0.634	1.193	1.034	※	※	有
2016/6/13 8:10	1.005*	2.393	2.452	2.239	2.236	0.629	1.191	1.032	※	※	有
2016/6/13 8:20	0.999*	2.382	2.446	2.233	2.230	0.629	1.188	1.029	※	※	有
2016/6/13 8:30	0.995*	2.378	2.439	2.225	2.223	0.631	1.187	1.030	※	※	有
2016/6/13 8:40	0.993*	2.370	2.439	2.225	2.218	0.630	1.184	1.027	※	※	有
2016/6/13 8:50	0.996*	2.373	2.443	2.225	2.224	0.631	1.187	1.030	※	※	有
2016/6/13 9:00	0.999*	2.378	2.440	2.226	2.224	0.630	1.187	1.030	※	※	有
2016/6/13 9:10	1.000*	2.380	2.438	2.225	2.229	0.630	1.187	1.030	※	※	有
2016/6/13 9:20	1.001*	2.383	2.432	2.226	2.219	0.630	1.186	1.028	※	※	有
2016/6/13 9:30	0.998*	2.382	2.428	2.218	2.215	0.630	1.180	1.029	※	※	有
2016/6/13 9:40	0.997*	2.375	2.425	2.218	2.212	0.630	1.177	1.027	※	※	有
2016/6/13 9:50	0.997*	2.377	2.425	2.217	2.208	0.631	1.180	1.027	※	※	有
2016/6/13 10:00	0.997*	2.375	2.423	2.218	2.207	0.631	1.180	1.028	※	※	有
2016/6/13 10:10	0.997*	2.375	2.428	2.216	2.200	0.629	1.181	1.026	※	※	有
2016/6/13 10:20	0.990*	2.370	2.423	2.214	2.200	0.631	1.181	1.026	※	※	有
2016/6/13 10:30	0.991*	2.372	2.419	2.214	2.203	0.630	1.180	1.026	※	※	有
2016/6/13 10:40	0.993*	2.367	2.411	2.214	2.201	0.630	1.181	1.027	※	※	有
2016/6/13 10:50	0.992*	2.368	2.404	2.208	2.195	0.631	1.185	1.028	※	※	有
2016/6/13 11:00	0.998*	2.362	2.403	2.210	2.192	0.628	1.180	1.026	※	※	有
2016/6/13 11:10	0.998*	2.368	2.406	2.208	2.193	0.630	1.183	1.024	※	※	有
2016/6/13 11:20	0.995*	2.367	2.407	2.207	2.189	0.630	1.180	1.026	※	※	有
2016/6/13 11:30	0.975*	2.360	2.394	2.196	2.170	0.628	1.175	1.023	※	※	有
2016/6/13 11:40	0.982*	2.348	2.395	2.195	2.169	0.628	1.176	1.026	※	※	有
2016/6/13 11:50	0.983*	2.353	2.393	2.201	2.171	0.627	1.175	1.024	※	※	有
2016/6/13 12:00	0.988*	2.355	2.396	2.202	2.172	0.628	1.176	1.026	北北東	6.8	有
2016/6/13 12:10	0.987*	2.352	2.389	2.195	2.169	0.628	1.174	1.022	北北東	6.6	有
2016/6/13 12:20	0.986*	2.347	2.386	2.192	2.159	0.626	1.174	1.021	北北東	6.6	有
2016/6/13 12:30	0.988*	2.347	2.380	2.190	2.163	0.624	1.172	1.023	北北東	7.8	有
2016/6/13 12:40	0.987*	2.345	2.377	2.187	2.152	0.626	1.171	1.020	北北東	8.3	有
2016/6/13 12:50	0.988*	2.345	2.380	2.189	2.151	0.625	1.170	1.020	北北東	8.1	有
2016/6/13 13:00	0.988*	2.348	2.383	2.189	2.154	0.626	1.171	1.020	北北東	8.8	有
2016/6/13 13:10	0.989*	2.347	2.379	2.187	2.150	0.626	1.169	1.022	北北東	8.4	有
2016/6/13 13:20	0.986*	2.348	2.379	2.188	2.144	0.627	1.169	1.020	北東	9.0	有
2016/6/13 13:30	0.980*	2.347	2.386	2.192	2.147	0.628	1.171	1.021	北東	8.0	有
2016/6/13 13:40	0.989*	2.352	2.383	2.189	2.152	0.628	1.170	1.022	北東	7.9	有
2016/6/13 13:50	0.987*	2.348	2.382	2.192	2.147	0.629	1.172	1.022	北東	7.3	有
2016/6/13 14:00	0.999*	2.350	2.385	2.190	2.148	0.629	1.171	1.021	北東	8.1	有

日時	MP								スタック		感雨
	MP-1	MP-2	MP-3	MP-4	MP-5	MP-6	MP-7	MP-8	風向	風速	
2016/6/13 14:10	1.000*	2.350	2.387	2.195	2.150	0.631	1.172	1.024	北東	7.7	有
2016/6/13 14:20	1.005*	2.355	2.389	2.196	2.153	0.631	1.172	1.023	東北東	8.7	無
2016/6/13 14:30	1.009*	2.358	2.390	2.199	2.154	0.629	1.175	1.021	東北東	9.1	無
2016/6/13 14:40	1.009*	2.360	2.391	2.196	2.152	0.628	1.174	1.021	東北東	8.5	有
2016/6/13 14:50	1.004*	2.358	2.389	2.196	2.152	0.629	1.174	1.022	東北東	9.5	有
2016/6/13 15:00	1.001*	2.358	2.388	2.194	2.154	0.628	1.172	1.023	東	9.4	有
2016/6/13 15:10	1.011*	2.360	2.393	2.195	2.158	0.626	1.175	1.021	東	9.3	無
2016/6/13 15:20	1.004*	2.360	2.394	2.200	2.159	0.629	1.176	1.022	東北東	8.8	無
2016/6/13 15:30	0.985*	2.365	2.398	2.204	2.160	0.627	1.175	1.022	東北東	8.2	有
2016/6/13 15:40	0.989*	2.365	2.398	2.202	2.160	0.626	1.176	1.025	東北東	8.0	無
2016/6/13 15:50	0.996*	2.362	2.393	2.201	2.158	0.629	1.177	1.022	東北東	8.6	有
2016/6/13 16:00	0.994*	2.357	2.387	2.195	2.148	0.628	1.174	1.023	東北東	8.2	有
2016/6/13 16:10	0.993*	2.355	2.384	2.190	2.147	0.630	1.175	1.021	東北東	8.8	有
2016/6/13 16:20	0.990*	2.353	2.385	2.191	2.149	0.629	1.173	1.020	東北東	8.6	無
2016/6/13 16:30	0.991*	2.357	2.387	2.194	2.153	0.628	1.172	1.022	東北東	8.3	無
2016/6/13 16:40	0.991*	2.357	2.390	2.195	2.153	0.629	1.174	1.024	東北東	8.1	無
2016/6/13 16:50	0.991*	2.358	2.392	2.197	2.158	0.631	1.176	1.022	北東	8.0	無
2016/6/13 17:00	0.993*	2.360	2.397	2.198	2.157	0.630	1.175	1.022	東北東	7.5	無
2016/6/13 17:10	0.993*	2.362	2.395	2.198	2.157	0.630	1.177	1.025	北東	7.4	無
2016/6/13 17:20	0.992*	2.365	2.396	2.199	2.158	0.632	1.176	1.023	北東	6.1	無
2016/6/13 17:30	0.993*	2.362	2.392	2.199	2.160	0.632	1.178	1.025	北東	5.1	無
2016/6/13 17:40	0.995*	2.365	2.393	2.203	2.162	0.630	1.176	1.025	北北東	5.4	無
2016/6/13 17:50	0.995*	2.365	2.397	2.202	2.166	0.632	1.176	1.026	北北東	5.9	有
2016/6/13 18:00	0.995*	2.368	2.397	2.201	2.163	0.631	1.176	1.026	北東	5.6	有
2016/6/13 18:10	0.993*	2.368	2.397	2.204	2.169	0.632	1.176	1.024	北東	5.4	無
2016/6/13 18:20	0.995*	2.368	2.400	2.203	2.166	0.632	1.179	1.025	北東	5.7	無
2016/6/13 18:30	0.994*	2.368	2.399	2.203	2.170	0.630	1.179	1.025	北東	5.0	有
2016/6/13 18:40	0.994*	2.372	2.401	2.206	2.167	0.633	1.180	1.028	北北東	5.8	無
2016/6/13 18:50	0.997*	2.373	2.406	2.205	2.172	0.631	1.178	1.028	北北東	5.9	無
2016/6/13 19:00	0.995*	2.375	2.406	2.204	2.173	0.632	1.180	1.028	北北東	6.3	無
2016/6/13 19:10	0.995*	2.375	2.406	2.207	2.177	0.633	1.179	1.028	北	6.5	無
2016/6/13 19:20	0.997*	2.373	2.404	2.207	2.179	0.631	1.179	1.027	北	6.1	無
2016/6/13 19:30	0.997*	2.375	2.408	2.207	2.178	0.631	1.179	1.030	北	7.1	無
2016/6/13 19:40	0.998*	2.380	2.408	2.207	2.179	0.629	1.179	1.030	北	7.1	無
2016/6/13 19:50	0.999*	2.382	2.409	2.211	2.179	0.631	1.181	1.029	北	7.3	無
2016/6/13 20:00	0.997*	2.378	2.409	2.210	2.183	0.631	1.182	1.030	北	7.6	無

日時	MP								スタック		感雨
	MP-1	MP-2	MP-3	MP-4	MP-5	MP-6	MP-7	MP-8	風向	風速	
2016/6/13 20:10	1.000*	2.380	2.410	2.209	2.185	0.631	1.182	1.030	北	8.6	無
2016/6/13 20:20	0.997*	2.378	2.411	2.208	2.186	0.630	1.181	1.028	北	9.3	無
2016/6/13 20:30	0.999*	2.382	2.406	2.211	2.187	0.631	1.182	1.030	北	8.9	無
2016/6/13 20:40	0.999*	2.382	2.412	2.210	2.185	0.630	1.182	1.030	北	8.4	無
2016/6/13 20:50	1.000*	2.378	2.410	2.214	2.182	0.629	1.183	1.032	北	8.4	無
2016/6/13 21:00	1.000*	2.385	2.411	2.213	2.189	0.631	1.182	1.030	北	7.9	無
2016/6/13 21:10	1.000*	2.382	2.414	2.214	2.189	0.632	1.183	1.031	北	8.5	無
2016/6/13 21:20	1.002*	2.382	2.413	2.216	2.187	0.632	1.183	1.030	北	9.1	有
2016/6/13 21:30	1.001*	2.383	2.411	2.215	2.185	0.631	1.182	1.030	北	10.0	無
2016/6/13 21:40	1.000*	2.383	2.407	2.212	2.179	0.630	1.180	1.027	北	10.1	無
2016/6/13 21:50	1.002*	2.380	2.405	2.209	2.181	0.629	1.181	1.027	北	9.1	無
2016/6/13 22:00	1.001*	2.380	2.403	2.212	2.181	0.629	1.180	1.027	北	9.5	有
2016/6/13 22:10	1.001*	2.378	2.403	2.209	2.172	0.630	1.180	1.028	北	10.1	無
2016/6/13 22:20	0.999*	2.377	2.397	2.210	2.175	0.630	1.183	1.025	北	9.8	無
2016/6/13 22:30	1.000*	2.373	2.397	2.205	2.173	0.629	1.181	1.026	北	9.4	無
2016/6/13 22:40	1.001*	2.375	2.402	2.205	2.171	0.630	1.183	1.027	北	9.3	無
2016/6/13 22:50	0.999*	2.375	2.402	2.206	2.173	0.629	1.180	1.028	北	9.4	無
2016/6/13 23:00	0.999*	2.373	2.401	2.207	2.176	0.629	1.181	1.028	北	10.0	無
2016/6/13 23:10	1.000*	2.378	2.401	2.206	2.175	0.630	1.181	1.029	北	10.5	無
2016/6/13 23:20	0.999*	2.382	2.403	2.207	2.181	0.630	1.181	1.029	北	10.7	無
2016/6/13 23:30	0.999*	2.378	2.402	2.209	2.175	0.632	1.181	1.027	北	11.8	無
2016/6/13 23:40	0.999*	2.378	2.405	2.207	2.180	0.632	1.183	1.029	北	11.4	無
2016/6/13 23:50	0.999*	2.378	2.399	2.209	2.178	0.631	1.181	1.030	北	9.8	無
2016/6/14 0:00	0.999*	2.380	2.402	2.208	2.177	0.631	1.181	1.028	北	10.8	無
2016/6/14 0:10	0.998*	2.382	2.403	2.207	2.179	0.629	1.182	1.028	北	10.8	無
2016/6/14 0:20	0.999*	2.380	2.402	2.206	2.178	0.631	1.182	1.028	北	10.6	無
2016/6/14 0:30	0.998*	2.378	2.399	2.206	2.175	0.630	1.182	1.028	北	12.0	無
2016/6/14 0:40	0.999*	2.377	2.399	2.208	2.179	0.630	1.183	1.029	北	10.1	無
2016/6/14 0:50	1.000*	2.380	2.401	2.206	2.178	0.632	1.184	1.029	北	8.3	無
2016/6/14 1:00	0.998*	2.377	2.400	2.202	2.178	0.630	1.182	1.029	北	11.3	無
2016/6/14 1:10	1.000*	2.375	2.400	2.207	2.176	0.631	1.181	1.028	北	10.3	無
2016/6/14 1:20	1.000*	2.375	2.402	2.208	2.180	0.630	1.184	1.030	北	9.8	無
2016/6/14 1:30	0.998*	2.378	2.401	2.205	2.178	0.630	1.184	1.031	北	10.6	無
2016/6/14 1:40	0.998*	2.382	2.401	2.208	2.180	0.630	1.184	1.031	北	9.9	無
2016/6/14 1:50	0.999*	2.378	2.406	2.209	2.179	0.634	1.182	1.030	北	10.8	無
2016/6/14 2:00	1.000*	2.380	2.403	2.206	2.185	0.632	1.185	1.031	北	9.3	無

日時	MP								スタック		感雨
	MP-1	MP-2	MP-3	MP-4	MP-5	MP-6	MP-7	MP-8	風向	風速	
2016/6/14 2:10	1.001*	2.380	2.405	2.209	2.185	0.634	1.182	1.032	北	9.3	無
2016/6/14 2:20	1.001*	2.383	2.407	2.212	2.185	0.632	1.184	1.033	北	9.4	無
2016/6/14 2:30	1.001*	2.382	2.407	2.209	2.183	0.632	1.186	1.030	北	9.5	無
2016/6/14 2:40	1.001*	2.383	2.408	2.211	2.186	0.633	1.185	1.029	北	10.0	無
2016/6/14 2:50	0.999*	2.383	2.409	2.212	2.188	0.632	1.185	1.031	北	9.8	無
2016/6/14 3:00	0.999*	2.382	2.409	2.210	2.188	0.633	1.186	1.031	北	9.2	無
2016/6/14 3:10	0.998*	2.385	2.410	2.211	2.188	0.631	1.186	1.031	北	10.0	無
2016/6/14 3:20	1.002*	2.383	2.411	2.213	2.189	0.632	1.188	1.031	北	9.6	無
2016/6/14 3:30	1.000*	2.383	2.409	2.214	2.188	0.632	1.185	1.029	北	10.1	無
2016/6/14 3:40	1.000*	2.385	2.416	2.216	2.189	0.631	1.187	1.030	北	9.9	無
2016/6/14 3:50	1.002*	2.385	2.413	2.212	2.191	0.632	1.188	1.031	北	9.3	無
2016/6/14 4:00	1.002*	2.387	2.416	2.213	2.186	0.631	1.187	1.033	北	10.9	無
2016/6/14 4:10	1.003*	2.383	2.410	2.215	2.191	0.630	1.188	1.035	北	9.5	無
2016/6/14 4:20	1.002*	2.388	2.410	2.216	2.191	0.631	1.188	1.035	北	10.1	無
2016/6/14 4:30	1.004*	2.388	2.416	2.214	2.193	0.631	1.189	1.032	北	10.4	無
2016/6/14 4:40	1.003*	2.390	2.417	2.214	2.195	0.632	1.188	1.034	北	9.0	無
2016/6/14 4:50	1.001*	2.388	2.415	2.215	2.192	0.632	1.187	1.031	北北西	8.8	無
2016/6/14 5:00	1.004*	2.390	2.414	2.219	2.193	0.632	1.186	1.034	北	8.3	無
2016/6/14 5:10	1.001*	2.390	2.414	2.218	2.193	0.631	1.187	1.031	北北西	8.1	無
2016/6/14 5:20	1.002*	2.388	2.417	2.218	2.190	0.628	1.189	1.032	北	8.4	無
2016/6/14 5:30	1.004*	2.388	2.418	2.219	2.197	0.627	1.190	1.031	北	7.9	無
2016/6/14 5:40	1.005*	2.388	2.418	2.216	2.192	0.629	1.189	1.033	北北西	7.8	無
2016/6/14 5:50	1.004*	2.388	2.415	2.219	2.193	0.627	1.187	1.030	北	8.6	無
2016/6/14 6:00	1.003*	2.388	2.411	2.215	2.186	0.629	1.185	1.030	北	8.5	有
2016/6/14 6:10	1.004*	2.383	2.406	2.213	2.178	0.626	1.186	1.030	北	10.3	有
2016/6/14 6:20	0.998*	2.370	2.390	2.204	2.168	0.626	1.186	1.029	北	9.4	無
2016/6/14 6:30	0.999*	2.368	2.389	2.205	2.164	0.628	1.184	1.027	北	9.3	無
2016/6/14 6:40	0.997*	2.370	2.390	2.203	2.166	0.626	1.183	1.028	北	8.7	無
2016/6/14 6:50	0.999*	2.370	2.390	2.200	2.167	0.626	1.186	1.030	北	8.0	無
2016/6/14 7:00	1.000*	2.373	2.393	2.203	2.167	0.627	1.185	1.030	北	8.5	無
2016/6/14 7:10	1.001*	2.373	2.393	2.201	2.173	0.626	1.185	1.030	北	8.3	無
2016/6/14 7:20	0.998*	2.377	2.389	2.204	2.172	0.629	1.185	1.030	北	7.8	無
2016/6/14 7:30	1.002*	2.377	2.395	2.202	2.171	0.631	1.185	1.031	北	7.4	無
2016/6/14 7:40	1.003*	2.377	2.396	2.202	2.173	0.628	1.185	1.031	北	8.2	無
2016/6/14 7:50	1.003*	2.380	2.396	2.203	2.177	0.629	1.185	1.031	北	9.3	無
2016/6/14 8:00	1.004*	2.377	2.398	2.205	2.177	0.630	1.188	1.031	北	7.2	無

風速が0.5m/s未満の場合「CALM」(静穏)、この時の風向を「-」と表記する。

* 6/2 11:00～ MP-1取替に伴う代替測定。

※ 6/12 12:50～6/13 11:50 伝送機器不具合に伴う欠測。

Monitoring data by a monitoring car* at Fukushima Daiichi Nuclear Power Station (μ Sv/h)

- * The data from monitoring car may deficit as the vehicle may change monitoring point.
- *About the direction of the wind and the wind velocity,we are measuring with the weather observation meter of the 10m higher.
- *"-": the wind velocity/"CALM":the wind direction is below 0.5m/s.
- **6/13 17:10 – 17:50 Data not acquired due to transmission equipment error.

Measuring Point	Measurement Date	γ Ray	Neutron Ray	Weather	Wind Direction	Wind Velocity (m/s)
West Gate	2016/6/13 0:00	1.0	<0.01	Cloudy	SSE	3.3
West Gate	2016/6/13 0:10	0.9	<0.01	Cloudy	SSE	3.0
West Gate	2016/6/13 0:20	1.0	<0.01	Cloudy	S	2.8
West Gate	2016/6/13 0:30	0.9	<0.01	Cloudy	S	3.3
West Gate	2016/6/13 0:40	1.0	<0.01	Cloudy	S	3.3
West Gate	2016/6/13 0:50	1.0	<0.01	Cloudy	S	3.5
West Gate	2016/6/13 1:00	1.0	<0.01	Cloudy	S	3.2
West Gate	2016/6/13 1:10	1.0	<0.01	Cloudy	S	3.1
West Gate	2016/6/13 1:20	0.9	<0.01	Cloudy	S	3.6
West Gate	2016/6/13 1:30	0.9	<0.01	Cloudy	S	3.6
West Gate	2016/6/13 1:40	1.0	<0.01	Cloudy	S	3.8
West Gate	2016/6/13 1:50	0.9	<0.01	Cloudy	S	3.5
West Gate	2016/6/13 2:00	0.9	<0.01	Cloudy	SSE	3.2
West Gate	2016/6/13 2:10	1.0	<0.01	Cloudy	S	2.6
West Gate	2016/6/13 2:20	1.0	<0.01	Cloudy	S	2.9
West Gate	2016/6/13 2:30	1.0	<0.01	Cloudy	S	2.9
West Gate	2016/6/13 2:40	1.0	<0.01	Cloudy	S	3.0
West Gate	2016/6/13 2:50	1.0	<0.01	Cloudy	S	3.5
West Gate	2016/6/13 3:00	1.0	<0.01	Rain	S	3.4
West Gate	2016/6/13 3:10	1.0	<0.01	Cloudy	S	3.2
West Gate	2016/6/13 3:20	0.9	<0.01	Cloudy	SSE	3.4
West Gate	2016/6/13 3:30	1.0	<0.01	Rain	SSE	3.1
West Gate	2016/6/13 3:40	1.0	<0.01	Cloudy	S	2.9
West Gate	2016/6/13 3:50	0.9	<0.01	Rain	S	4.7
West Gate	2016/6/13 4:00	0.9	<0.01	Rain	S	4.8
West Gate	2016/6/13 4:10	1.0	<0.01	Rain	S	4.9
West Gate	2016/6/13 4:20	1.0	<0.01	Rain	S	5.3
West Gate	2016/6/13 4:30	1.0	<0.01	Rain	S	4.4
West Gate	2016/6/13 4:40	0.9	<0.01	Rain	S	3.2
West Gate	2016/6/13 4:50	0.9	<0.01	Rain	SSW	4.1
West Gate	2016/6/13 5:00	0.9	<0.01	Rain	SSW	4.1
West Gate	2016/6/13 5:10	0.9	<0.01	Rain	SSW	3.8
West Gate	2016/6/13 5:20	0.9	<0.01	Rain	SSW	2.9
West Gate	2016/6/13 5:30	0.9	<0.01	Rain	SW	2.2
West Gate	2016/6/13 5:40	0.9	<0.01	Rain	SW	2.3
West Gate	2016/6/13 5:50	0.9	<0.01	Rain	WSW	2.1
West Gate	2016/6/13 6:00	0.9	<0.01	Rain	WSW	1.3
West Gate	2016/6/13 6:10	0.9	<0.01	Rain	SW	1.8
West Gate	2016/6/13 6:20	0.9	<0.01	Rain	SW	2.2
West Gate	2016/6/13 6:30	0.9	<0.01	Rain	SW	2.3
West Gate	2016/6/13 6:40	0.9	<0.01	Rain	SW	2.6
West Gate	2016/6/13 6:50	0.9	<0.01	Rain	SW	2.3
West Gate	2016/6/13 7:00	0.9	<0.01	Rain	SW	1.9
West Gate	2016/6/13 7:10	0.9	<0.01	Rain	WSW	1.7
West Gate	2016/6/13 7:20	0.9	<0.01	Rain	SW	1.8
West Gate	2016/6/13 7:30	0.9	<0.01	Rain	WSW	2.0
West Gate	2016/6/13 7:40	0.9	<0.01	Rain	WSW	1.8
West Gate	2016/6/13 7:50	0.9	<0.01	Rain	SW	1.8
West Gate	2016/6/13 8:00	0.9	<0.01	Rain	SW	2.2
West Gate	2016/6/13 8:10	0.9	<0.01	Rain	SW	1.8
West Gate	2016/6/13 8:20	0.9	<0.01	Rain	SW	2.1
West Gate	2016/6/13 8:30	0.9	<0.01	Rain	SSW	2.2
West Gate	2016/6/13 8:40	0.9	<0.01	Rain	SSW	2.0
West Gate	2016/6/13 8:50	0.9	<0.01	Rain	S	1.9
West Gate	2016/6/13 9:00	0.9	<0.01	Rain	ENE	1.8
West Gate	2016/6/13 9:10	0.9	<0.01	Rain	ENE	1.7
West Gate	2016/6/13 9:20	0.9	<0.01	Rain	ENE	1.5
West Gate	2016/6/13 9:30	0.9	<0.01	Rain	ENE	1.9
West Gate	2016/6/13 9:40	0.9	<0.01	Rain	ENE	1.4
West Gate	2016/6/13 9:50	0.9	<0.01	Rain	ENE	1.3
West Gate	2016/6/13 10:00	0.9	<0.01	Rain	NE	1.4
West Gate	2016/6/13 10:10	0.9	<0.01	Rain	NNW	1.4
West Gate	2016/6/13 10:20	0.9	<0.01	Rain	NNW	0.9
West Gate	2016/6/13 10:30	0.9	<0.01	Rain	N	0.9
West Gate	2016/6/13 10:40	0.9	<0.01	Rain	NNE	1.6
West Gate	2016/6/13 10:50	0.9	<0.01	Rain	N	1.7
West Gate	2016/6/13 11:00	0.9	<0.01	Rain	NNW	2.0
West Gate	2016/6/13 11:10	0.9	<0.01	Rain	NNW	2.3

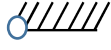

Measuring Point	Measurement Date	γ Ray	Neutron Ray	Weather	Wind Direction	Wind Velocity (m/s)
West Gate	2016/6/13 11:20	0.9	<0.01	Rain	NNW	2.1
West Gate	2016/6/13 11:30	0.9	<0.01	Rain	NNW	1.8
West Gate	2016/6/13 11:40	0.9	<0.01	Rain	N	2.5
West Gate	2016/6/13 11:50	0.9	<0.01	Rain	N	2.6
West Gate	2016/6/13 12:00	0.9	<0.01	Rain	NNE	2.5
West Gate	2016/6/13 12:10	0.9	<0.01	Rain	NNE	3.0
West Gate	2016/6/13 12:20	0.9	<0.01	Rain	N	3.7
West Gate	2016/6/13 12:30	0.9	<0.01	Rain	NNE	3.6
West Gate	2016/6/13 12:40	0.9	<0.01	Rain	NNE	3.2
West Gate	2016/6/13 12:50	0.9	<0.01	Rain	NNE	3.7
West Gate	2016/6/13 13:00	0.9	<0.01	Rain	NNE	4.5
West Gate	2016/6/13 13:10	0.9	<0.01	Rain	NNE	3.9
West Gate	2016/6/13 13:20	0.9	<0.01	Rain	NNE	3.8
West Gate	2016/6/13 13:30	0.9	<0.01	Rain	NNE	4.0
West Gate	2016/6/13 13:40	0.9	<0.01	Rain	NNE	4.1
West Gate	2016/6/13 13:50	0.9	<0.01	Rain	NNE	3.7
West Gate	2016/6/13 14:00	0.9	<0.01	Rain	NE	3.3
West Gate	2016/6/13 14:10	0.9	<0.01	Rain	NE	3.1
West Gate	2016/6/13 14:20	0.9	<0.01	Cloudy	NE	3.5
West Gate	2016/6/13 14:30	0.9	<0.01	Cloudy	NE	3.7
West Gate	2016/6/13 14:40	0.9	<0.01	Rain	NE	3.2
West Gate	2016/6/13 14:50	0.9	<0.01	Rain	ENE	3.3
West Gate	2016/6/13 15:00	0.9	<0.01	Rain	ENE	3.3
West Gate	2016/6/13 15:10	0.9	<0.01	Cloudy	ENE	2.9
West Gate	2016/6/13 15:20	0.9	<0.01	Cloudy	ENE	3.0
West Gate	2016/6/13 15:30	0.9	<0.01	Rain	NE	3.1
West Gate	2016/6/13 15:40	0.9	<0.01	Cloudy	NE	3.0
West Gate	2016/6/13 15:50	0.9	<0.01	Rain	ENE	4.0
West Gate	2016/6/13 16:00	0.9	<0.01	Rain	ENE	4.1
West Gate	2016/6/13 16:10	0.9	<0.01	Rain	NE	3.7
West Gate	2016/6/13 16:20	0.9	<0.01	Cloudy	NE	3.8
West Gate	2016/6/13 16:30	0.9	<0.01	Cloudy	NE	3.6
West Gate	2016/6/13 16:40	0.9	<0.01	Cloudy	NE	3.5
West Gate	2016/6/13 16:50	0.9	<0.01	Cloudy	NE	3.7
West Gate	2016/6/13 17:00	0.9	<0.01	Cloudy	NE	3.8
West Gate	2016/6/13 17:10	**	<0.01	Cloudy	NE	3.5
West Gate	2016/6/13 17:20	**	<0.01	Cloudy	NE	2.7
West Gate	2016/6/13 17:30	**	<0.01	Cloudy	NNE	2.4
West Gate	2016/6/13 17:40	**	<0.01	Cloudy	NNE	2.1
West Gate	2016/6/13 17:50	**	<0.01	Rain	N	2.3
West Gate	2016/6/13 18:00	0.9	<0.01	Rain	NNE	2.2
West Gate	2016/6/13 18:10	1.0	<0.01	Cloudy	NNE	2.4
West Gate	2016/6/13 18:20	0.9	<0.01	Cloudy	NNE	2.4
West Gate	2016/6/13 18:30	0.9	<0.01	Rain	NNE	2.1
West Gate	2016/6/13 18:40	0.9	<0.01	Cloudy	N	2.4
West Gate	2016/6/13 18:50	0.9	<0.01	Cloudy	NNE	2.6
West Gate	2016/6/13 19:00	0.9	<0.01	Cloudy	N	2.5
West Gate	2016/6/13 19:10	0.9	<0.01	Cloudy	N	2.2
West Gate	2016/6/13 19:20	0.9	<0.01	Cloudy	N	3.1
West Gate	2016/6/13 19:30	0.9	<0.01	Cloudy	N	2.9
West Gate	2016/6/13 19:40	0.9	<0.01	Cloudy	N	3.5
West Gate	2016/6/13 19:50	0.9	<0.01	Cloudy	NNW	3.4
West Gate	2016/6/13 20:00	0.9	<0.01	Cloudy	N	2.9
West Gate	2016/6/13 20:10	0.9	<0.01	Cloudy	N	3.4
West Gate	2016/6/13 20:20	0.9	<0.01	Cloudy	N	3.5
West Gate	2016/6/13 20:30	0.9	<0.01	Cloudy	N	3.9
West Gate	2016/6/13 20:40	0.9	<0.01	Cloudy	N	3.8
West Gate	2016/6/13 20:50	0.9	<0.01	Cloudy	N	3.9
West Gate	2016/6/13 21:00	0.9	<0.01	Cloudy	N	3.6
West Gate	2016/6/13 21:10	0.9	<0.01	Cloudy	N	4.2
West Gate	2016/6/13 21:20	0.9	<0.01	Rain	N	3.9
West Gate	2016/6/13 21:30	0.9	<0.01	Cloudy	N	3.8
West Gate	2016/6/13 21:40	0.9	<0.01	Cloudy	N	4.8
West Gate	2016/6/13 21:50	0.9	<0.01	Cloudy	N	5.4
West Gate	2016/6/13 22:00	0.9	<0.01	Rain	N	5.3
West Gate	2016/6/13 22:10	0.9	<0.01	Cloudy	N	5.0
West Gate	2016/6/13 22:20	0.9	<0.01	Cloudy	N	4.3
West Gate	2016/6/13 22:30	0.9	<0.01	Cloudy	N	5.1
West Gate	2016/6/13 22:40	0.9	<0.01	Cloudy	N	4.7
West Gate	2016/6/13 22:50	0.9	<0.01	Cloudy	N	4.7
West Gate	2016/6/13 23:00	0.9	<0.01	Cloudy	N	5.1
West Gate	2016/6/13 23:10	0.9	<0.01	Cloudy	N	5.2
West Gate	2016/6/13 23:20	0.9	<0.01	Cloudy	N	5.0
West Gate	2016/6/13 23:30	0.9	<0.01	Cloudy	N	5.9
West Gate	2016/6/13 23:40	0.9	<0.01	Cloudy	N	5.9
West Gate	2016/6/13 23:50	0.9	<0.01	Cloudy	N	5.0

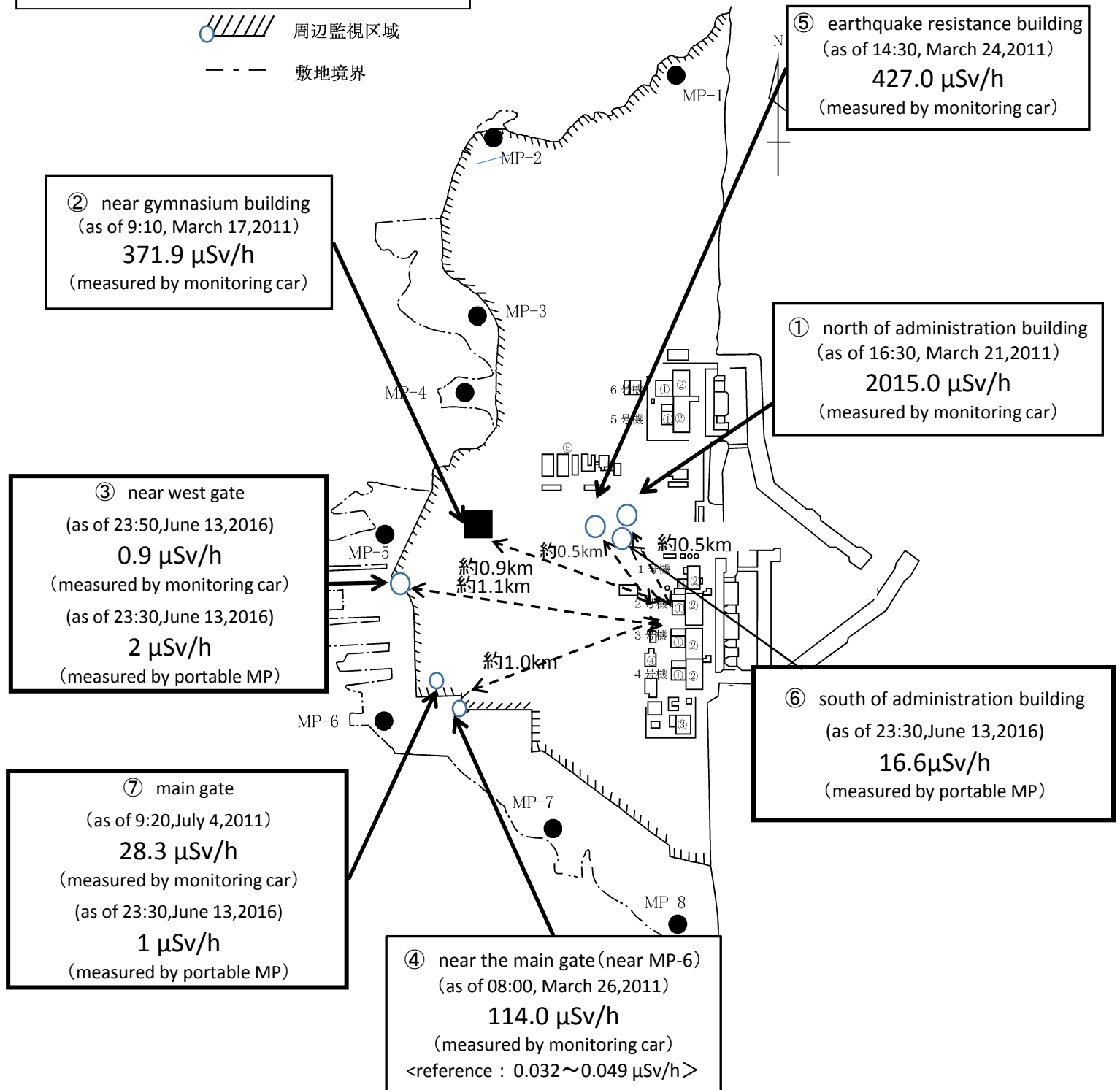
Fukushima Daiichi Nuclear Power Plant

2016/6/13

周辺監視区域: supervised outside area
敷地境界: site boundary

as of 23:50

 周辺監視区域
 敷地境界



※Reference data indicate the normal fluctuation range of airborne radiation rate.