

Fixed point Monitoring Status by Temporary Monitoring Post at Fukushima Daiichi Nuclear Power Station

Date	Radiation Dose Rate ( $\mu$ Sv/h) At the Main Buiding	Radiation Dose Rate ( $\mu$ Sv/h) At the Main Gate	Radiation Dose Rate ( $\mu$ Sv/h) At the West Gate
2016/6/9 0:00	17	1	2
2016/6/9 0:30	17	1	2
2016/6/9 1:00	17	1	2
2016/6/9 1:30	17	1	2
2016/6/9 2:00	17	1	2
2016/6/9 2:30	17	1	2
2016/6/9 3:00	17	1	2
2016/6/9 3:30	17	1	2
2016/6/9 4:00	17	1	2
2016/6/9 4:30	17	1	2
2016/6/9 5:00	17	1	2
2016/6/9 5:30	17	1	2
2016/6/9 6:00	17	1	2
2016/6/9 6:30	17	1	2
2016/6/9 7:00	17	1	2
2016/6/9 7:30	17	1	2
2016/6/9 8:00	17	1	2
2016/6/9 8:30	17	1	2
2016/6/9 9:00	17	1	2
2016/6/9 9:30	17	1	2
2016/6/9 10:00	17	1	2
2016/6/9 10:30	17	1	2
2016/6/9 11:00	17	1	2
2016/6/9 11:30	17	1	2
2016/6/9 12:00	17	1	2
2016/6/9 12:30	17	1	2
2016/6/9 13:00	17	1	2
2016/6/9 13:30	17	1	2
2016/6/9 14:00	17	1	2
2016/6/9 14:30	17	1	2
2016/6/9 15:00	17	1	2
2016/6/9 15:30	17	1	2
2016/6/9 16:00	17	1	2
2016/6/9 16:30	17	1	2
2016/6/9 17:00	17	1	2
2016/6/9 17:30	17	1	2
2016/6/9 18:00	17	1	2
2016/6/9 18:30	17	1	2
2016/6/9 19:00	17	1	2
2016/6/9 19:30	17	1	2
2016/6/9 20:00	17	1	2
2016/6/9 20:30	17	1	2
2016/6/9 21:00	17	1	2
2016/6/9 21:30	17	1	2
2016/6/9 22:00	17	1	2
2016/6/9 22:30	17	1	2
2016/6/9 23:00	17	1	2
2016/6/9 23:30	17	1	2

福島第一原子力発電所 モニタリングポスト空間線量率

単位:  $\mu\text{Sv/h}$

単位:  $\text{m/s}$

日時	MP								スタック		感雨
	MP-1	MP-2	MP-3	MP-4	MP-5	MP-6	MP-7	MP-8	風向	風速	
2016/6/9 8:00	1.100*	2.598	2.684	2.428	2.570	0.658	1.241	1.069	南南東	9.9	無
2016/6/9 8:10	1.101*	2.598	2.684	2.430	2.568	0.657	1.245	1.067	南	9.6	無
2016/6/9 8:20	1.101*	2.600	2.681	2.432	2.570	0.657	1.243	1.067	南	9.6	無
2016/6/9 8:30	1.101*	2.600	2.684	2.431	2.572	0.657	1.243	1.069	南南東	8.6	無
2016/6/9 8:40	1.101*	2.597	2.681	2.427	2.566	0.657	1.243	1.067	南	8.4	無
2016/6/9 8:50	1.102*	2.602	2.683	2.427	2.570	0.659	1.239	1.069	南	7.8	無
2016/6/9 9:00	1.103*	2.605	2.683	2.432	2.569	0.657	1.242	1.068	南	8.0	無
2016/6/9 9:10	1.102*	2.602	2.683	2.431	2.567	0.659	1.242	1.067	南	7.7	無
2016/6/9 9:20	1.104*	2.598	2.682	2.432	2.567	0.657	1.243	1.068	南	6.9	無
2016/6/9 9:30	1.101*	2.600	2.682	2.432	2.551	0.656	1.243	1.068	南	7.2	無
2016/6/9 9:40	1.103*	2.600	2.680	2.430	2.543	0.657	1.244	1.064	南	7.1	無
2016/6/9 9:50	1.105*	2.605	2.682	2.428	2.544	0.659	1.243	1.067	南南東	8.8	無
2016/6/9 10:00	1.100*	2.603	2.684	2.430	2.548	0.658	1.246	1.067	南南東	9.4	無
2016/6/9 10:10	1.097*	2.603	2.663	2.429	2.543	0.658	1.246	1.066	南	8.8	無
2016/6/9 10:20	1.097*	2.603	2.655	2.432	2.547	0.660	1.242	1.067	南南東	9.1	無
2016/6/9 10:30	1.094*	2.603	※	2.428	2.546	0.658	1.244	1.066	南	7.9	無
2016/6/9 10:40	1.094*	2.602	※	2.430	2.552	0.659	1.243	1.067	南南東	6.5	無
2016/6/9 10:50	1.097*	2.598	※	2.430	2.541	0.660	1.244	1.068	南南東	8.4	無
2016/6/9 11:00	1.099*	2.607	※	2.430	2.540	0.658	1.244	1.068	南	9.1	無
2016/6/9 11:10	1.100*	2.600	※	2.431	2.543	0.661	1.246	1.068	南	8.9	無
2016/6/9 11:20	1.096*	2.603	※	2.431	2.541	0.661	1.244	1.069	南	8.2	無
2016/6/9 11:30	1.096*	2.605	2.677	2.431	2.539	0.658	1.245	1.069	南	7.2	無
2016/6/9 11:40	1.094*	2.607	2.689	2.428	2.543	0.659	1.244	1.067	南南東	7.8	無
2016/6/9 11:50	1.093*	2.608	2.690	2.432	2.547	0.657	1.245	1.067	南	6.8	無
2016/6/9 12:00	1.092*	2.605	2.689	2.429	2.543	0.659	1.244	1.068	南南東	6.8	無
2016/6/9 12:10	1.093*	2.605	2.689	2.430	2.542	0.659	1.243	1.065	南南東	6.3	有
2016/6/9 12:20	1.088*	2.605	2.686	2.426	2.534	0.658	1.241	1.068	南南東	5.3	有
2016/6/9 12:30	1.084*	2.595	2.688	2.426	2.530	0.658	1.242	1.068	南南東	4.9	有
2016/6/9 12:40	1.087*	2.598	2.683	2.428	2.531	0.657	1.241	1.067	南南東	4.1	有
2016/6/9 12:50	1.075*	2.582	2.649	2.407	2.481	0.652	1.227	1.057	東南東	4.1	有
2016/6/9 13:00	1.055*	2.537	2.605	2.378	2.441	0.647	1.218	1.051	南南東	4.6	有
2016/6/9 13:10	1.046*	2.510	2.580	2.354	2.410	0.644	1.215	1.049	南	3.3	有
2016/6/9 13:20	1.028*	2.488	2.561	2.335	2.380	0.640	1.210	1.048	-	CALM	有
2016/6/9 13:30	1.025*	2.465	2.546	2.322	2.367	0.636	1.208	1.045	南南東	6.4	有
2016/6/9 13:40	1.027*	2.455	2.544	2.316	2.360	0.635	1.207	1.046	南南東	6.8	有
2016/6/9 13:50	1.030*	2.452	2.544	2.311	2.361	0.637	1.210	1.045	南	6.5	有
2016/6/9 14:00	1.040*	2.452	2.542	2.312	2.359	0.637	1.210	1.044	南南東	7.2	有

日時	MP								スタック		感雨
	MP-1	MP-2	MP-3	MP-4	MP-5	MP-6	MP-7	MP-8	風向	風速	
2016/6/9 14:10	1.052*	2.457	2.536	2.310	2.357	0.637	1.206	1.043	南南東	7.2	有
2016/6/9 14:20	1.045*	2.457	2.534	2.308	2.351	0.639	1.209	1.043	南南東	6.9	有
2016/6/9 14:30	1.046*	2.455	2.533	2.307	2.346	0.638	1.208	1.042	南南東	6.8	有
2016/6/9 14:40	1.031*	2.450	2.529	2.306	2.351	0.639	1.207	1.044	南	5.8	有
2016/6/9 14:50	1.051*	2.448	2.525	2.300	2.344	0.640	1.206	1.044	南南東	6.3	有
2016/6/9 15:00	1.049*	2.445	2.528	2.296	2.341	0.639	1.206	1.041	南南東	7.2	有
2016/6/9 15:10	1.028*	2.432	2.498	2.273	2.299	0.629	1.196	1.036	南	6.1	有
2016/6/9 15:20	1.020*	2.422	2.503	2.277	2.313	0.631	1.197	1.036	南	7.5	有
2016/6/9 15:30	1.024*	2.432	2.510	2.281	2.319	0.633	1.197	1.038	南	5.2	有
2016/6/9 15:40	1.034*	2.437	2.506	2.284	2.318	0.637	1.200	1.038	南	3.6	有
2016/6/9 15:50	1.035*	2.437	2.515	2.285	2.326	0.638	1.201	1.038	南南西	3.5	有
2016/6/9 16:00	1.031*	2.435	2.500	2.278	2.318	0.636	1.201	1.037	南	4.4	有
2016/6/9 16:10	1.023*	2.417	2.500	2.273	2.328	0.637	1.200	1.039	南	2.9	有
2016/6/9 16:20	1.031*	2.425	2.509	2.279	2.331	0.636	1.198	1.037	南南西	2.0	無
2016/6/9 16:30	1.033*	2.430	2.510	2.281	2.333	0.638	1.198	1.039	南南西	2.2	無
2016/6/9 16:40	1.034*	2.428	2.511	2.284	2.338	0.637	1.200	1.038	南	2.0	無
2016/6/9 16:50	1.034*	2.437	2.514	2.285	2.341	0.637	1.201	1.041	南南東	1.1	無
2016/6/9 17:00	1.034*	2.440	2.516	2.285	2.339	0.637	1.202	1.041	南南東	1.5	無
2016/6/9 17:10	1.036*	2.443	2.515	2.285	2.341	0.637	1.201	1.041	南東	1.7	無
2016/6/9 17:20	1.036*	2.442	2.516	2.282	2.347	0.637	1.203	1.041	南東	1.7	無
2016/6/9 17:30	1.034*	2.442	2.514	2.287	2.342	0.634	1.203	1.044	南南東	1.7	無
2016/6/9 17:40	1.034*	2.445	2.515	2.286	2.344	0.634	1.203	1.041	南南東	0.9	無
2016/6/9 17:50	1.035*	2.447	2.516	2.288	2.345	0.636	1.203	1.039	南	1.9	無
2016/6/9 18:00	1.036*	2.443	2.517	2.288	2.345	0.637	1.202	1.041	南南西	1.7	無
2016/6/9 18:10	1.032*	2.445	2.517	2.287	2.347	0.637	1.204	1.046	南西	2.2	無
2016/6/9 18:20	1.034*	2.448	2.517	2.287	2.349	0.637	1.202	1.041	西南西	1.9	無
2016/6/9 18:30	1.033*	2.445	2.519	2.288	2.350	0.637	1.202	1.040	南西	2.0	無
2016/6/9 18:40	1.031*	2.447	2.521	2.287	2.349	0.638	1.202	1.043	南南西	2.0	無
2016/6/9 18:50	1.031*	2.450	2.521	2.290	2.353	0.639	1.203	1.041	南南西	1.4	無
2016/6/9 19:00	1.033*	2.448	2.522	2.287	2.353	0.641	1.201	1.041	南南西	2.9	無
2016/6/9 19:10	1.032*	2.445	2.520	2.288	2.350	0.639	1.203	1.043	南西	1.7	無
2016/6/9 19:20	1.033*	2.448	2.523	2.292	2.355	0.642	1.202	1.042	南西	1.4	無
2016/6/9 19:30	1.034*	2.447	2.520	2.287	2.348	0.642	1.205	1.044	南西	1.5	無
2016/6/9 19:40	1.035*	2.445	2.520	2.292	2.355	0.642	1.206	1.046	南西	1.4	無
2016/6/9 19:50	1.034*	2.445	2.521	2.289	2.354	0.641	1.204	1.044	西南西	0.9	無
2016/6/9 20:00	1.033*	2.447	2.521	2.287	2.354	0.641	1.206	1.043	西北西	1.4	無

日時	MP								スタック		感雨
	MP-1	MP-2	MP-3	MP-4	MP-5	MP-6	MP-7	MP-8	風向	風速	
2016/6/9 20:10	1.032*	2.450	2.523	2.290	2.356	0.641	1.206	1.045	北西	1.9	無
2016/6/9 20:20	1.031*	2.448	2.521	2.293	2.356	0.641	1.204	1.045	北西	2.5	無
2016/6/9 20:30	1.033*	2.450	2.523	2.293	2.358	0.642	1.206	1.046	北北西	3.8	無
2016/6/9 20:40	1.031*	2.452	2.525	2.291	2.358	0.641	1.205	1.043	北北西	4.2	無
2016/6/9 20:50	1.032*	2.448	2.523	2.290	2.356	0.639	1.205	1.045	北北西	2.9	無
2016/6/9 21:00	1.031*	2.447	2.526	2.289	2.356	0.641	1.205	1.044	北	3.4	無
2016/6/9 21:10	1.034*	2.452	2.521	2.291	2.354	0.640	1.204	1.046	北	5.3	無
2016/6/9 21:20	1.034*	2.448	2.519	2.291	2.355	0.639	1.207	1.046	北	6.8	有
2016/6/9 21:30	1.032*	2.440	2.519	2.289	2.349	0.642	1.205	1.045	北	5.9	無
2016/6/9 21:40	1.031*	2.440	2.514	2.288	2.350	0.641	1.203	1.046	北北西	4.5	無
2016/6/9 21:50	1.031*	2.438	2.513	2.290	2.352	0.638	1.205	1.046	北北西	4.5	無
2016/6/9 22:00	1.033*	2.443	2.515	2.286	2.352	0.641	1.205	1.047	北北西	5.5	無
2016/6/9 22:10	1.033*	2.443	2.516	2.289	2.348	0.643	1.205	1.045	北北西	5.9	無
2016/6/9 22:20	1.030*	2.442	2.515	2.286	2.349	0.642	1.205	1.045	北北西	6.0	無
2016/6/9 22:30	1.032*	2.438	2.515	2.288	2.348	0.641	1.203	1.043	北北西	5.9	無
2016/6/9 22:40	1.033*	2.443	2.512	2.289	2.351	0.642	1.205	1.045	北北西	4.0	無
2016/6/9 22:50	1.031*	2.440	2.514	2.288	2.349	0.641	1.206	1.045	北	2.3	無
2016/6/9 23:00	1.031*	2.437	2.510	2.285	2.350	0.641	1.205	1.043	北	2.0	無
2016/6/9 23:10	1.031*	2.438	2.510	2.286	2.346	0.642	1.204	1.046	北	3.1	無
2016/6/9 23:20	1.032*	2.438	2.509	2.289	2.347	0.643	1.203	1.044	北北西	3.1	無
2016/6/9 23:30	1.031*	2.435	2.510	2.286	2.346	0.643	1.204	1.045	北北西	3.2	有
2016/6/9 23:40	1.030*	2.437	2.507	2.283	2.344	0.641	1.202	1.043	北北西	2.8	無
2016/6/9 23:50	1.033*	2.442	2.506	2.285	2.344	0.642	1.202	1.042	西北西	1.1	無
2016/6/10 0:00	1.031*	2.437	2.510	2.286	2.342	0.642	1.202	1.043	北西	2.0	無
2016/6/10 0:10	1.031*	2.442	2.508	2.286	2.342	0.641	1.200	1.045	西北西	3.9	無
2016/6/10 0:20	1.030*	2.440	2.509	2.283	2.344	0.643	1.202	1.043	北西	3.8	無
2016/6/10 0:30	1.031*	2.438	2.505	2.285	2.347	0.640	1.205	1.045	西北西	4.2	無
2016/6/10 0:40	1.031*	2.437	2.507	2.287	2.342	0.641	1.201	1.046	北西	4.1	有
2016/6/10 0:50	1.031*	2.440	2.508	2.283	2.342	0.641	1.201	1.043	北西	3.1	有
2016/6/10 1:00	1.032*	2.438	2.506	2.285	2.336	0.642	1.201	1.042	北西	3.6	無
2016/6/10 1:10	1.030*	2.437	2.503	2.282	2.335	0.642	1.200	1.045	北西	4.2	有
2016/6/10 1:20	1.029*	2.430	2.496	2.275	2.327	0.642	1.198	1.040	北西	4.2	有
2016/6/10 1:30	1.030*	2.430	2.495	2.277	2.330	0.641	1.200	1.039	北西	4.2	無
2016/6/10 1:40	1.029*	2.428	2.493	2.274	2.330	0.642	1.198	1.041	北西	3.8	無
2016/6/10 1:50	1.028*	2.430	2.490	2.275	2.329	0.640	1.199	1.040	北西	4.0	無
2016/6/10 2:00	1.029*	2.430	2.494	2.273	2.330	0.640	1.197	1.039	北北西	2.6	無

日時	MP								スタック		感雨
	MP-1	MP-2	MP-3	MP-4	MP-5	MP-6	MP-7	MP-8	風向	風速	
2016/6/10 2:10	1.026*	2.428	2.492	2.275	2.328	0.640	1.200	1.041	北	3.7	無
2016/6/10 2:20	1.027*	2.428	2.495	2.277	2.330	0.641	1.198	1.041	北	3.7	無
2016/6/10 2:30	1.023*	2.428	2.493	2.272	2.328	0.641	1.199	1.042	北	4.0	無
2016/6/10 2:40	1.022*	2.427	2.493	2.271	2.325	0.640	1.199	1.044	北北東	3.3	無
2016/6/10 2:50	1.020*	2.427	2.492	2.274	2.329	0.640	1.201	1.044	北	2.8	無
2016/6/10 3:00	1.020*	2.428	2.492	2.272	2.328	0.638	1.197	1.043	北	2.8	無
2016/6/10 3:10	1.023*	2.425	2.493	2.276	2.328	0.637	1.200	1.042	北	3.0	無
2016/6/10 3:20	1.022*	2.427	2.492	2.269	2.330	0.639	1.201	1.042	北西	2.5	無
2016/6/10 3:30	1.021*	2.427	2.492	2.272	2.330	0.638	1.202	1.042	北西	2.9	無
2016/6/10 3:40	1.022*	2.427	2.490	2.273	2.329	0.640	1.202	1.040	北西	3.3	無
2016/6/10 3:50	1.024*	2.427	2.490	2.272	2.332	0.638	1.200	1.044	北西	3.7	無
2016/6/10 4:00	1.022*	2.428	2.490	2.271	2.327	0.640	1.201	1.042	北西	3.4	無
2016/6/10 4:10	1.021*	2.425	2.490	2.273	2.331	0.640	1.201	1.041	北西	3.3	無
2016/6/10 4:20	1.021*	2.425	2.490	2.271	2.329	0.638	1.201	1.043	北西	6.0	無
2016/6/10 4:30	1.024*	2.427	2.489	2.271	2.323	0.638	1.199	1.042	北西	5.7	無
2016/6/10 4:40	1.021*	2.427	2.487	2.267	2.332	0.638	1.202	1.042	北西	6.3	無
2016/6/10 4:50	1.023*	2.425	2.488	2.273	2.331	0.639	1.203	1.041	北西	6.2	無
2016/6/10 5:00	1.024*	2.428	2.487	2.269	2.331	0.639	1.200	1.042	北西	5.4	無
2016/6/10 5:10	1.023*	2.427	2.486	2.271	2.330	0.638	1.202	1.041	北西	5.6	無
2016/6/10 5:20	1.023*	2.425	2.491	2.271	2.330	0.638	1.201	1.040	北西	4.6	無
2016/6/10 5:30	1.024*	2.428	2.491	2.268	2.332	0.639	1.204	1.040	北北西	3.1	無
2016/6/10 5:40	1.023*	2.425	2.492	2.271	2.330	0.637	1.200	1.042	北北西	2.3	無
2016/6/10 5:50	1.025*	2.427	2.489	2.273	2.332	0.637	1.202	1.042	北	2.9	無
2016/6/10 6:00	1.023*	2.428	2.492	2.272	2.332	0.639	1.203	1.042	北北東	2.0	無
2016/6/10 6:10	1.026*	2.432	2.492	2.275	2.330	0.638	1.202	1.040	北	1.7	有
2016/6/10 6:20	1.027*	2.435	2.493	2.272	2.330	0.637	1.202	1.043	北北西	0.9	無
2016/6/10 6:30	1.026*	2.432	2.494	2.274	2.333	0.637	1.203	1.041	北北西	0.9	無
2016/6/10 6:40	1.026*	2.432	2.492	2.275	2.337	0.637	1.204	1.040	-	CALM	無
2016/6/10 6:50	1.028*	2.432	2.495	2.270	2.338	0.639	1.204	1.043	西	0.8	無
2016/6/10 7:00	1.029*	2.435	2.496	2.272	2.336	0.636	1.205	1.043	北北西	2.0	無
2016/6/10 7:10	1.026*	2.435	2.499	2.276	2.339	0.637	1.203	1.044	北	1.9	無
2016/6/10 7:20	1.028*	2.438	2.500	2.279	2.339	0.637	1.205	1.044	北北西	2.0	無
2016/6/10 7:30	1.027*	2.438	2.500	2.276	2.341	0.638	1.202	1.043	北	2.3	無
2016/6/10 7:40	1.026*	2.440	2.500	2.276	2.344	0.635	1.203	1.042	北北東	4.4	無
2016/6/10 7:50	1.029*	2.443	2.495	2.278	2.341	0.637	1.202	1.041	北	5.8	無
2016/6/10 8:00	1.028*	2.440	2.498	2.281	2.346	0.637	1.203	1.040	北	5.3	無

風速が0.5m/s未満の場合「CALM」(静穏)、この時の風向を「-」と表記する。

\* 6/2 11:00～ MP-1取替に伴う代替測定。

※ 6/9 10:30～11:20 MP-3設備点検に伴う欠測。

**Monitoring data by a monitoring car\* at Fukushima Daiichi Nuclear Power Station ( $\mu$  Sv/h)**

\* The data from monitoring car may deficit as the vehicle may change monitoring point.

\*About the direction of the wind and the wind velocity,we are measuring with the weather observation meter of the 10m higher.

\*"-": the wind velocity/"CALM":the wind direction is below 0.5m/s.

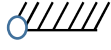

Measuring Point	Measurement Date	$\gamma$ Ray	Neutron Ray	Weather	Wind Direction	Wind Velocity (m/s)
West Gate	2016/6/9 0:00	1.0	<0.01	Cloudy	SSW	2.9
West Gate	2016/6/9 0:10	1.0	<0.01	Cloudy	SSW	3.1
West Gate	2016/6/9 0:20	1.0	<0.01	Cloudy	S	3.7
West Gate	2016/6/9 0:30	1.0	<0.01	Cloudy	S	2.6
West Gate	2016/6/9 0:40	1.0	<0.01	Cloudy	SSW	3.3
West Gate	2016/6/9 0:50	1.0	<0.01	Cloudy	SSW	3.6
West Gate	2016/6/9 1:00	1.0	<0.01	Cloudy	SSW	3.9
West Gate	2016/6/9 1:10	1.0	<0.01	Cloudy	SSW	4.0
West Gate	2016/6/9 1:20	1.0	<0.01	Cloudy	SSW	3.7
West Gate	2016/6/9 1:30	1.0	<0.01	Cloudy	SSW	3.8
West Gate	2016/6/9 1:40	1.0	<0.01	Cloudy	SSW	3.5
West Gate	2016/6/9 1:50	1.0	<0.01	Cloudy	SSW	3.2
West Gate	2016/6/9 2:00	1.0	<0.01	Cloudy	SSW	2.9
West Gate	2016/6/9 2:10	1.0	<0.01	Cloudy	SSW	2.9
West Gate	2016/6/9 2:20	1.0	<0.01	Cloudy	SSW	2.5
West Gate	2016/6/9 2:30	1.0	<0.01	Cloudy	SSW	2.5
West Gate	2016/6/9 2:40	1.0	<0.01	Cloudy	SSW	2.6
West Gate	2016/6/9 2:50	1.0	<0.01	Cloudy	S	2.0
West Gate	2016/6/9 3:00	1.0	<0.01	Cloudy	SSE	1.1
West Gate	2016/6/9 3:10	1.0	<0.01	Cloudy	SSW	1.6
West Gate	2016/6/9 3:20	1.0	<0.01	Cloudy	SSW	2.2
West Gate	2016/6/9 3:30	1.0	<0.01	Cloudy	SSW	1.8
West Gate	2016/6/9 3:40	1.0	<0.01	Cloudy	S	2.1
West Gate	2016/6/9 3:50	1.0	<0.01	Cloudy	SSW	2.0
West Gate	2016/6/9 4:00	1.0	<0.01	Cloudy	SSW	1.6
West Gate	2016/6/9 4:10	1.0	<0.01	Cloudy	SSW	0.9
West Gate	2016/6/9 4:20	1.0	<0.01	Cloudy	SSW	0.6
West Gate	2016/6/9 4:30	1.0	<0.01	Cloudy	-	CALM
West Gate	2016/6/9 4:40	1.0	<0.01	Cloudy	-	CALM
West Gate	2016/6/9 4:50	1.0	<0.01	Cloudy	SSW	1.4
West Gate	2016/6/9 5:00	1.0	<0.01	Cloudy	S	2.1
West Gate	2016/6/9 5:10	1.0	<0.01	Cloudy	S	3.4
West Gate	2016/6/9 5:20	1.0	<0.01	Cloudy	S	3.1
West Gate	2016/6/9 5:30	1.0	<0.01	Cloudy	S	2.3
West Gate	2016/6/9 5:40	1.0	<0.01	Cloudy	S	2.1
West Gate	2016/6/9 5:50	1.0	<0.01	Cloudy	S	2.1
West Gate	2016/6/9 6:00	1.0	<0.01	Cloudy	SE	1.9
West Gate	2016/6/9 6:10	1.0	<0.01	Cloudy	SSE	1.8
West Gate	2016/6/9 6:20	1.0	<0.01	Cloudy	SSE	1.6
West Gate	2016/6/9 6:30	1.0	<0.01	Cloudy	SE	1.2
West Gate	2016/6/9 6:40	1.0	<0.01	Cloudy	ESE	1.3
West Gate	2016/6/9 6:50	1.0	<0.01	Cloudy	SSE	1.5
West Gate	2016/6/9 7:00	1.0	<0.01	Cloudy	SSE	2.6
West Gate	2016/6/9 7:10	1.0	<0.01	Cloudy	SSE	3.3
West Gate	2016/6/9 7:20	1.0	<0.01	Cloudy	SSE	3.1
West Gate	2016/6/9 7:30	1.0	<0.01	Cloudy	SSE	3.2
West Gate	2016/6/9 7:40	1.0	<0.01	Cloudy	SSE	3.9
West Gate	2016/6/9 7:50	1.0	<0.01	Cloudy	SSE	3.1
West Gate	2016/6/9 8:00	1.0	<0.01	Cloudy	SSE	3.4
West Gate	2016/6/9 8:10	1.0	<0.01	Cloudy	SSE	3.5
West Gate	2016/6/9 8:20	1.0	<0.01	Cloudy	SSE	3.8
West Gate	2016/6/9 8:30	1.0	<0.01	Cloudy	SSE	3.3
West Gate	2016/6/9 8:40	1.0	<0.01	Cloudy	SSE	3.3
West Gate	2016/6/9 8:50	1.0	<0.01	Cloudy	SSE	3.4
West Gate	2016/6/9 9:00	1.0	<0.01	Cloudy	SSE	3.6
West Gate	2016/6/9 9:10	0.9	<0.01	Cloudy	SSE	3.1
West Gate	2016/6/9 9:20	1.0	<0.01	Cloudy	SSE	2.7
West Gate	2016/6/9 9:30	1.0	<0.01	Cloudy	SSE	3.5
West Gate	2016/6/9 9:40	1.0	<0.01	Cloudy	SSE	2.7
West Gate	2016/6/9 9:50	1.0	<0.01	Cloudy	SSE	2.4
West Gate	2016/6/9 10:00	1.0	<0.01	Cloudy	SSE	3.2
West Gate	2016/6/9 10:10	1.0	<0.01	Cloudy	SE	3.1
West Gate	2016/6/9 10:20	1.0	<0.01	Cloudy	SSE	2.9
West Gate	2016/6/9 10:30	1.0	<0.01	Cloudy	SSE	2.4
West Gate	2016/6/9 10:40	1.0	<0.01	Cloudy	SE	2.9
West Gate	2016/6/9 10:50	1.0	<0.01	Cloudy	SE	2.7
West Gate	2016/6/9 11:00	1.0	<0.01	Cloudy	SE	2.5
West Gate	2016/6/9 11:10	0.9	<0.01	Cloudy	SE	2.6

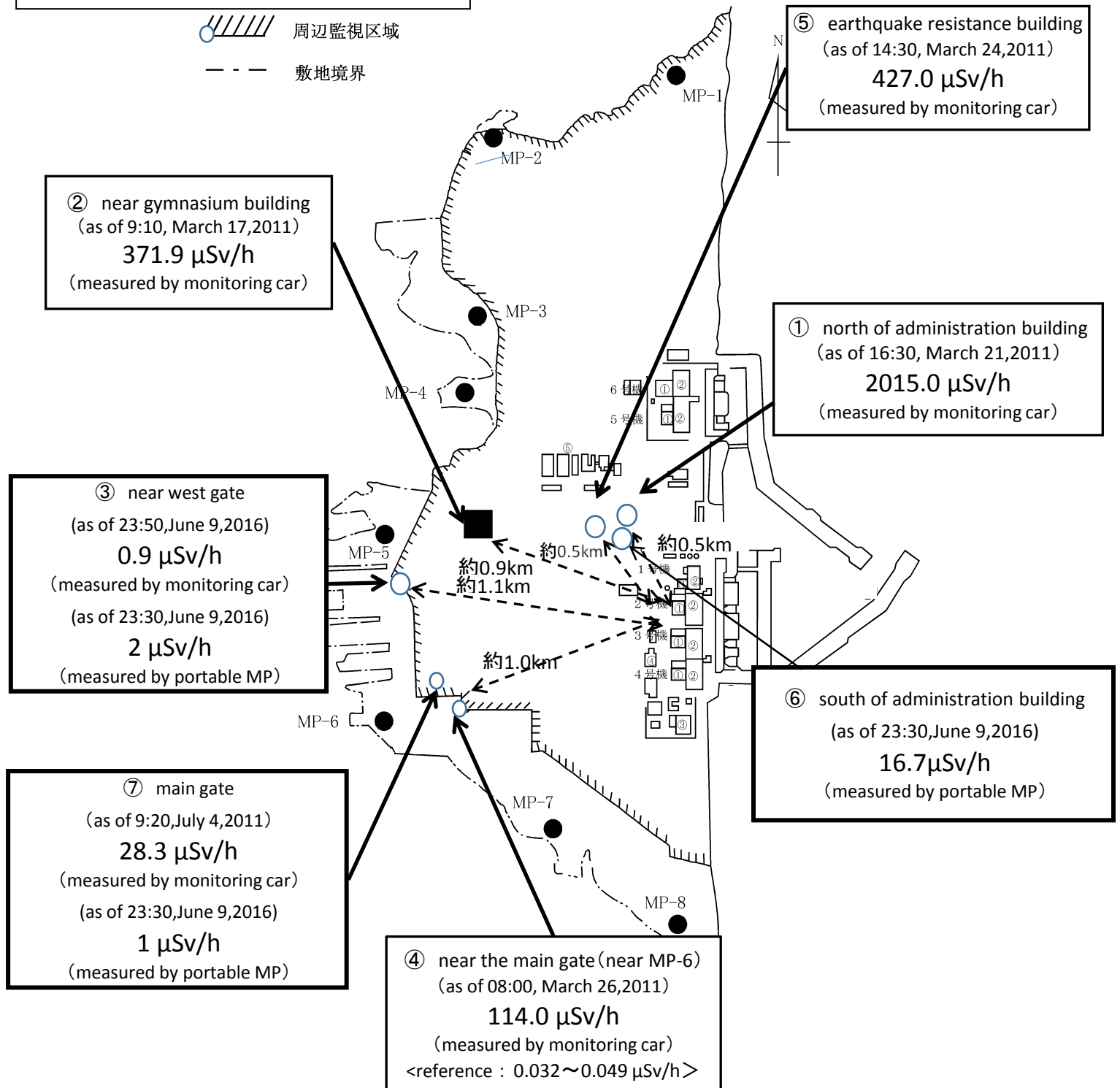
Measuring Point	Measurement Date	γ Ray	Neutron Ray	Weather	Wind Direction	Wind Velocity (m/s)
West Gate	2016/6/9 11:20	1.0	<0.01	Cloudy	SSE	3.0
West Gate	2016/6/9 11:30	1.0	<0.01	Cloudy	SSE	3.3
West Gate	2016/6/9 11:40	1.0	<0.01	Cloudy	SSE	3.2
West Gate	2016/6/9 11:50	1.0	<0.01	Cloudy	SSE	2.5
West Gate	2016/6/9 12:00	1.0	<0.01	Cloudy	SSE	1.6
West Gate	2016/6/9 12:10	1.0	<0.01	Rain	SE	1.7
West Gate	2016/6/9 12:20	1.0	<0.01	Rain	SE	1.9
West Gate	2016/6/9 12:30	1.0	<0.01	Rain	SE	1.6
West Gate	2016/6/9 12:40	1.0	<0.01	Rain	SE	1.7
West Gate	2016/6/9 12:50	0.9	<0.01	Rain	SE	1.6
West Gate	2016/6/9 13:00	1.0	<0.01	Rain	S	1.2
West Gate	2016/6/9 13:10	0.9	<0.01	Rain	SSW	1.3
West Gate	2016/6/9 13:20	0.9	<0.01	Rain	S	1.8
West Gate	2016/6/9 13:30	0.9	<0.01	Rain	S	2.4
West Gate	2016/6/9 13:40	0.9	<0.01	Rain	S	3.1
West Gate	2016/6/9 13:50	0.9	<0.01	Rain	S	2.6
West Gate	2016/6/9 14:00	0.9	<0.01	Rain	SSE	3.2
West Gate	2016/6/9 14:10	0.9	<0.01	Rain	S	3.0
West Gate	2016/6/9 14:20	0.9	<0.01	Rain	S	2.8
West Gate	2016/6/9 14:30	0.9	<0.01	Rain	S	2.3
West Gate	2016/6/9 14:40	0.9	<0.01	Rain	S	2.4
West Gate	2016/6/9 14:50	0.9	<0.01	Rain	SSE	2.7
West Gate	2016/6/9 15:00	0.9	<0.01	Rain	SE	2.8
West Gate	2016/6/9 15:10	0.9	<0.01	Rain	SE	2.5
West Gate	2016/6/9 15:20	0.9	<0.01	Rain	S	2.0
West Gate	2016/6/9 15:30	0.9	<0.01	Rain	S	2.3
West Gate	2016/6/9 15:40	0.9	<0.01	Rain	SSW	1.6
West Gate	2016/6/9 15:50	0.9	<0.01	Rain	SSW	1.9
West Gate	2016/6/9 16:00	0.9	<0.01	Rain	SSW	2.2
West Gate	2016/6/9 16:10	0.9	<0.01	Rain	SSW	1.5
West Gate	2016/6/9 16:20	0.9	<0.01	Cloudy	SW	1.2
West Gate	2016/6/9 16:30	0.9	<0.01	Cloudy	SSW	1.3
West Gate	2016/6/9 16:40	0.9	<0.01	Cloudy	SSW	1.2
West Gate	2016/6/9 16:50	0.9	<0.01	Cloudy	S	0.7
West Gate	2016/6/9 17:00	0.9	<0.01	Cloudy	SE	1.3
West Gate	2016/6/9 17:10	0.9	<0.01	Cloudy	SE	1.4
West Gate	2016/6/9 17:20	0.9	<0.01	Cloudy	ESE	1.3
West Gate	2016/6/9 17:30	0.9	<0.01	Cloudy	ESE	1.1
West Gate	2016/6/9 17:40	0.9	<0.01	Cloudy	ENE	1.1
West Gate	2016/6/9 17:50	0.9	<0.01	Cloudy	SSE	0.5
West Gate	2016/6/9 18:00	0.9	<0.01	Cloudy	S	1.5
West Gate	2016/6/9 18:10	0.9	<0.01	Cloudy	SSW	1.3
West Gate	2016/6/9 18:20	0.9	<0.01	Cloudy	W	0.9
West Gate	2016/6/9 18:30	0.9	<0.01	Cloudy	SW	1.0
West Gate	2016/6/9 18:40	0.9	<0.01	Cloudy	S	1.3
West Gate	2016/6/9 18:50	0.9	<0.01	Cloudy	S	1.1
West Gate	2016/6/9 19:00	0.9	<0.01	Cloudy	S	1.5
West Gate	2016/6/9 19:10	0.9	<0.01	Cloudy	SSW	0.9
West Gate	2016/6/9 19:20	0.9	<0.01	Cloudy	-	CALM
West Gate	2016/6/9 19:30	0.9	<0.01	Cloudy	NE	0.5
West Gate	2016/6/9 19:40	0.9	<0.01	Cloudy	N	0.6
West Gate	2016/6/9 19:50	0.9	<0.01	Cloudy	N	0.8
West Gate	2016/6/9 20:00	0.9	<0.01	Cloudy	-	CALM
West Gate	2016/6/9 20:10	0.9	<0.01	Cloudy	NW	0.7
West Gate	2016/6/9 20:20	0.9	<0.01	Cloudy	NNW	1.1
West Gate	2016/6/9 20:30	0.9	<0.01	Cloudy	NNW	1.0
West Gate	2016/6/9 20:40	0.9	<0.01	Cloudy	NNW	0.7
West Gate	2016/6/9 20:50	0.9	<0.01	Cloudy	-	CALM
West Gate	2016/6/9 21:00	0.9	<0.01	Cloudy	NE	1.1
West Gate	2016/6/9 21:10	0.9	<0.01	Cloudy	NNE	1.9
West Gate	2016/6/9 21:20	0.9	<0.01	Rain	N	2.2
West Gate	2016/6/9 21:30	0.9	<0.01	Cloudy	N	2.1
West Gate	2016/6/9 21:40	0.9	<0.01	Cloudy	N	1.1
West Gate	2016/6/9 21:50	0.9	<0.01	Cloudy	NW	1.1
West Gate	2016/6/9 22:00	0.9	<0.01	Cloudy	NW	1.0
West Gate	2016/6/9 22:10	0.9	<0.01	Cloudy	NW	0.9
West Gate	2016/6/9 22:20	0.9	<0.01	Cloudy	NNW	1.0
West Gate	2016/6/9 22:30	0.9	<0.01	Cloudy	NNW	1.1
West Gate	2016/6/9 22:40	0.9	<0.01	Cloudy	-	CALM
West Gate	2016/6/9 22:50	0.9	<0.01	Cloudy	-	CALM
West Gate	2016/6/9 23:00	0.9	<0.01	Cloudy	-	CALM
West Gate	2016/6/9 23:10	0.9	<0.01	Cloudy	NW	0.7
West Gate	2016/6/9 23:20	0.9	<0.01	Cloudy	NW	0.7
West Gate	2016/6/9 23:30	0.9	<0.01	Rain	NNW	0.8
West Gate	2016/6/9 23:40	0.9	<0.01	Cloudy	NNW	1.0
West Gate	2016/6/9 23:50	0.9	<0.01	Cloudy	WSW	0.6

# Fukushima Daiichi Nuclear Power Plant

2016/6/9  
as of 23:50

周辺監視区域: supervised outside area  
敷地境界: site boundary

 周辺監視区域  
 敷地境界



※Reference data indicate the normal fluctuation range of airborne radiation rate.