

Fixed point Monitoring Status by Temporary Monitoring Post at Fukushima Daiichi Nuclear Power Station

Date	Radiation Dose Rate ( $\mu$ Sv/h) At the Main Buiding	Radiation Dose Rate ( $\mu$ Sv/h) At the Main Gate	Radiation Dose Rate ( $\mu$ Sv/h) At the West Gate
2016/6/7 0:00	17	1	2
2016/6/7 0:30	17	1	2
2016/6/7 1:00	17	1	2
2016/6/7 1:30	17	1	2
2016/6/7 2:00	17	1	2
2016/6/7 2:30	17	1	2
2016/6/7 3:00	17	1	2
2016/6/7 3:30	17	1	2
2016/6/7 4:00	17	1	2
2016/6/7 4:30	17	1	2
2016/6/7 5:00	17	1	2
2016/6/7 5:30	17	1	2
2016/6/7 6:00	17	1	2
2016/6/7 6:30	17	1	2
2016/6/7 7:00	17	1	2
2016/6/7 7:30	17	1	2
2016/6/7 8:00	17	1	2
2016/6/7 8:30	17	1	2
2016/6/7 9:00	17	1	2
2016/6/7 9:30	17	1	2
2016/6/7 10:00	17	1	2
2016/6/7 10:30	17	1	2
2016/6/7 11:00	17	1	2
2016/6/7 11:30	17	1	2
2016/6/7 12:00	17	1	2
2016/6/7 12:30	17	1	2
2016/6/7 13:00	17	1	2
2016/6/7 13:30	17	1	2
2016/6/7 14:00	17	1	2
2016/6/7 14:30	17	1	2
2016/6/7 15:00	17	1	2
2016/6/7 15:30	17	1	2
2016/6/7 16:00	17	1	2
2016/6/7 16:30	17	1	2
2016/6/7 17:00	17	1	2
2016/6/7 17:30	17	1	2
2016/6/7 18:00	17	1	2
2016/6/7 18:30	17	1	2
2016/6/7 19:00	17	1	2
2016/6/7 19:30	17	1	2
2016/6/7 20:00	17	1	2
2016/6/7 20:30	17	1	2
2016/6/7 21:00	17	1	2
2016/6/7 21:30	17	1	2
2016/6/7 22:00	17	1	2
2016/6/7 22:30	17	1	2
2016/6/7 23:00	17	1	2
2016/6/7 23:30	17	1	2

# 福島第一原子力発電所 モニタリングポスト空間線量率

単位:  $\mu\text{Sv/h}$       単位:  $\text{m/s}$

日時	MP								スタック		感雨
	MP-1	MP-2	MP-3	MP-4	MP-5	MP-6	MP-7	MP-8	風向	風速	
2016/6/7 8:00	1.089*	2.593	2.667	2.410	2.582	0.654	1.237	1.066	南南東	4.5	無
2016/6/7 8:10	1.071*	2.590	2.662	2.413	2.583	0.653	1.240	1.066	南南東	4.7	無
2016/6/7 8:20	1.091*	2.588	2.661	2.416	2.583	0.654	1.237	1.067	南南東	4.5	無
2016/6/7 8:30	1.091*	2.588	2.665	2.418	2.584	0.655	1.238	1.065	南南東	4.4	無
2016/6/7 8:40	1.090*	2.592	2.667	2.413	2.584	0.656	1.238	1.068	南南東	4.7	無
2016/6/7 8:50	1.088*	2.593	2.667	2.418	2.582	0.654	1.238	1.067	南南東	5.0	無
2016/6/7 9:00	1.090*	2.592	2.667	2.413	2.583	0.657	1.237	1.067	南南東	5.1	無
2016/6/7 9:10	1.091*	2.592	2.666	2.415	2.582	0.654	1.236	1.064	南南東	4.6	無
2016/6/7 9:20	1.090*	2.588	2.665	2.415	2.580	0.655	1.238	1.065	南南東	4.9	無
2016/6/7 9:30	1.090*	2.592	2.667	2.416	2.578	0.655	1.237	1.065	南南東	4.0	無
2016/6/7 9:40	1.092*	2.593	2.665	2.415	2.579	0.655	1.238	1.066	南南東	5.0	無
2016/6/7 9:50	1.094*	2.593	2.665	2.420	2.578	0.655	1.239	1.066	南南東	4.6	無
2016/6/7 10:00	1.079*	2.595	2.667	2.418	2.573	0.657	1.238	1.066	南南東	5.9	無
2016/6/7 10:10	1.087*	2.598	2.671	2.420	2.570	0.656	1.236	1.064	南南東	3.7	無
2016/6/7 10:20	1.085*	2.595	2.669	2.418	2.577	0.657	1.238	1.064	南東	2.5	無
2016/6/7 10:30	1.088*	2.595	2.674	2.414	2.575	0.659	1.237	1.068	東南東	1.9	無
2016/6/7 10:40	1.086*	2.597	2.673	2.418	2.574	0.658	1.236	1.065	南東	2.8	無
2016/6/7 10:50	1.089*	2.595	2.674	2.415	2.579	0.657	1.238	1.067	南南東	4.0	無
2016/6/7 11:00	1.091*	2.595	2.670	2.418	2.577	0.658	1.241	1.066	南南東	2.0	無
2016/6/7 11:10	1.086*	2.600	2.671	2.417	2.572	0.658	1.239	1.065	南東	3.7	無
2016/6/7 11:20	1.069*	2.598	2.670	2.415	2.574	0.657	1.240	1.068	南南東	5.5	無
2016/6/7 11:30	1.064*	2.597	2.671	2.417	2.569	0.659	1.241	1.065	南南東	5.9	無
2016/6/7 11:40	1.059*	2.598	2.675	2.415	2.567	0.658	1.240	1.065	南南東	7.6	無
2016/6/7 11:50	1.066*	2.597	2.676	2.417	2.573	0.657	1.242	1.065	南南東	7.0	無
2016/6/7 12:00	1.076*	2.600	2.681	2.416	2.576	0.657	1.243	1.065	南	6.8	無
2016/6/7 12:10	1.092*	2.602	2.675	2.415	2.577	0.657	1.241	1.066	南南東	6.6	無
2016/6/7 12:20	1.090*	2.600	2.674	2.419	2.573	0.658	1.242	1.067	南南東	6.8	無
2016/6/7 12:30	1.095*	2.605	2.675	2.419	2.574	0.657	1.243	1.068	南南東	6.6	無
2016/6/7 12:40	1.100*	2.600	2.681	2.423	2.576	0.658	1.242	1.067	南南東	8.6	無
2016/6/7 12:50	1.098*	2.607	2.673	2.418	2.579	0.658	1.244	1.068	南南東	8.2	無
2016/6/7 13:00	1.104*	2.605	2.675	2.422	2.580	0.658	1.241	1.065	南南東	8.7	無
2016/6/7 13:10	1.102*	2.605	2.678	2.419	2.576	0.658	1.240	1.068	南南東	10.1	無
2016/6/7 13:20	1.079*	2.603	2.680	2.420	2.581	0.658	1.240	1.066	南南東	9.5	無
2016/6/7 13:30	1.069*	2.605	2.678	2.421	2.577	0.659	1.240	1.068	南南東	10.4	無
2016/6/7 13:40	1.085*	2.608	2.678	2.417	2.581	0.659	1.241	1.068	南南東	8.2	無
2016/6/7 13:50	1.084*	2.608	2.678	2.423	2.580	0.659	1.241	1.067	南南東	9.5	無
2016/6/7 14:00	1.084*	2.607	2.676	2.425	2.579	0.660	1.243	1.068	南南東	10.8	無

日時	MP								スタック		感雨
	MP-1	MP-2	MP-3	MP-4	MP-5	MP-6	MP-7	MP-8	風向	風速	
2016/6/7 14:10	1.074*	2.605	2.677	2.420	2.578	0.657	1.241	1.067	南南東	10.0	無
2016/6/7 14:20	1.057*	2.602	2.682	2.426	2.578	0.658	1.243	1.067	南南東	10.4	無
2016/6/7 14:30	1.076*	2.605	2.680	2.420	2.581	0.660	1.243	1.065	南南東	11.7	無
2016/6/7 14:40	1.074*	2.607	2.679	2.420	2.581	0.658	1.243	1.066	南南東	11.9	無
2016/6/7 14:50	1.089*	2.607	2.684	2.419	2.582	0.660	1.243	1.067	南南東	10.9	無
2016/6/7 15:00	1.089*	2.607	2.680	2.421	2.582	0.657	1.242	1.067	南南東	12.5	無
2016/6/7 15:10	1.088*	2.605	2.681	2.422	2.578	0.659	1.244	1.070	南南東	11.1	無
2016/6/7 15:20	1.085*	2.602	2.684	2.423	2.577	0.658	1.241	1.067	南南東	11.6	無
2016/6/7 15:30	1.088*	2.608	2.680	2.422	2.581	0.661	1.240	1.066	南南東	12.7	無
2016/6/7 15:40	1.087*	2.607	2.682	2.422	2.573	0.661	1.241	1.066	南南東	11.6	無
2016/6/7 15:50	1.085*	2.608	2.682	2.421	2.574	0.661	1.241	1.069	南南東	12.4	無
2016/6/7 16:00	1.075*	2.610	2.681	2.423	2.579	0.659	1.242	1.067	南南東	12.0	無
2016/6/7 16:10	1.069*	2.607	2.678	2.421	2.581	0.660	1.244	1.069	南南東	12.0	無
2016/6/7 16:20	1.081*	2.608	2.683	2.422	2.575	0.661	1.241	1.066	南南東	13.0	無
2016/6/7 16:30	1.085*	2.607	2.683	2.421	2.573	0.660	1.242	1.067	南南東	11.8	無
2016/6/7 16:40	1.082*	2.610	2.684	2.424	2.575	0.659	1.242	1.067	南南東	12.7	無
2016/6/7 16:50	1.082*	2.607	2.682	2.422	2.573	0.659	1.242	1.068	南	11.7	無
2016/6/7 17:00	1.081*	2.605	2.684	2.420	2.572	0.657	1.243	1.067	南	10.5	無
2016/6/7 17:10	1.083*	2.603	2.683	2.423	2.573	0.658	1.242	1.067	南	9.6	無
2016/6/7 17:20	1.084*	2.605	2.686	2.422	2.571	0.659	1.242	1.068	南	8.8	無
2016/6/7 17:30	1.084*	2.608	2.686	2.421	2.571	0.657	1.241	1.066	南	7.8	無
2016/6/7 17:40	1.085*	2.602	2.684	2.425	2.574	0.658	1.240	1.069	南	8.6	無
2016/6/7 17:50	1.087*	2.605	2.685	2.428	2.572	0.659	1.242	1.068	南南東	10.1	無
2016/6/7 18:00	1.086*	2.603	2.684	2.424	2.570	0.659	1.241	1.069	南南東	9.8	無
2016/6/7 18:10	1.085*	2.603	2.684	2.424	2.572	0.658	1.242	1.069	南	9.7	無
2016/6/7 18:20	1.087*	2.602	2.686	2.426	2.575	0.661	1.242	1.073	南	9.3	無
2016/6/7 18:30	1.089*	2.602	2.683	2.423	2.570	0.658	1.243	1.071	南	8.7	無
2016/6/7 18:40	1.085*	2.603	2.689	2.429	2.569	0.659	1.241	1.071	南	8.2	無
2016/6/7 18:50	1.087*	2.605	2.689	2.425	2.574	0.660	1.244	1.070	南	8.4	無
2016/6/7 19:00	1.090*	2.602	2.688	2.426	2.567	0.662	1.241	1.073	南	8.1	無
2016/6/7 19:10	1.088*	2.603	2.684	2.426	2.571	0.661	1.243	1.071	南	8.3	無
2016/6/7 19:20	1.087*	2.602	2.685	2.424	2.569	0.660	1.245	1.070	南	7.8	無
2016/6/7 19:30	1.089*	2.600	2.683	2.426	2.566	0.661	1.243	1.072	南	7.4	無
2016/6/7 19:40	1.088*	2.600	2.683	2.425	2.568	0.661	1.242	1.070	南	8.0	無
2016/6/7 19:50	1.091*	2.600	2.682	2.428	2.568	0.660	1.244	1.070	南	7.5	無
2016/6/7 20:00	1.091*	2.600	2.681	2.427	2.571	0.661	1.246	1.071	南	7.3	無

日時	MP								スタック		感雨
	MP-1	MP-2	MP-3	MP-4	MP-5	MP-6	MP-7	MP-8	風向	風速	
2016/6/7 20:10	1.086*	2.597	2.684	2.425	2.572	0.659	1.245	1.070	南	6.0	無
2016/6/7 20:20	1.085*	2.602	2.681	2.428	2.573	0.660	1.244	1.069	南	5.8	無
2016/6/7 20:30	1.090*	2.600	2.680	2.425	2.579	0.659	1.243	1.072	南	5.6	無
2016/6/7 20:40	1.089*	2.603	2.680	2.426	2.571	0.660	1.243	1.070	南	6.4	無
2016/6/7 20:50	1.088*	2.603	2.683	2.424	2.570	0.659	1.244	1.071	南	6.0	無
2016/6/7 21:00	1.090*	2.602	2.682	2.424	2.573	0.659	1.245	1.070	南	6.2	無
2016/6/7 21:10	1.089*	2.602	2.680	2.423	2.575	0.660	1.244	1.073	南南西	6.1	無
2016/6/7 21:20	1.090*	2.602	2.682	2.422	2.574	0.658	1.243	1.070	南南西	6.9	無
2016/6/7 21:30	1.091*	2.598	2.679	2.426	2.572	0.660	1.243	1.070	南南西	6.8	無
2016/6/7 21:40	1.091*	2.605	2.677	2.425	2.573	0.658	1.243	1.071	南南西	6.7	無
2016/6/7 21:50	1.092*	2.602	2.682	2.423	2.575	0.660	1.244	1.070	南	6.5	無
2016/6/7 22:00	1.091*	2.598	2.681	2.424	2.570	0.658	1.244	1.072	南	6.9	無
2016/6/7 22:10	1.091*	2.598	2.683	2.425	2.572	0.659	1.243	1.069	南南西	6.0	無
2016/6/7 22:20	1.092*	2.600	2.680	2.424	2.574	0.659	1.246	1.073	南南西	5.1	無
2016/6/7 22:30	1.091*	2.600	2.682	2.425	2.573	0.659	1.245	1.070	南南西	4.8	無
2016/6/7 22:40	1.092*	2.597	2.684	2.425	2.567	0.660	1.242	1.071	南	4.9	無
2016/6/7 22:50	1.090*	2.597	2.680	2.424	2.570	0.660	1.245	1.072	南	5.4	無
2016/6/7 23:00	1.092*	2.598	2.683	2.424	2.569	0.660	1.242	1.069	南	5.2	無
2016/6/7 23:10	1.091*	2.597	2.683	2.423	2.572	0.658	1.242	1.069	南	5.8	無
2016/6/7 23:20	1.092*	2.595	2.680	2.422	2.573	0.659	1.243	1.074	南	6.0	無
2016/6/7 23:30	1.089*	2.595	2.679	2.425	2.575	0.659	1.246	1.069	南	6.4	無
2016/6/7 23:40	1.089*	2.595	2.682	2.424	2.574	0.660	1.243	1.070	南	7.1	無
2016/6/7 23:50	1.090*	2.593	2.682	2.425	2.569	0.661	1.243	1.069	南	6.6	無
2016/6/8 0:00	1.089*	2.598	2.674	2.426	2.572	0.658	1.244	1.071	南南西	6.0	無
2016/6/8 0:10	1.091*	2.597	2.679	2.421	2.572	0.662	1.244	1.068	南南西	5.3	無
2016/6/8 0:20	1.089*	2.597	2.679	2.421	2.564	0.658	1.243	1.071	南	6.2	無
2016/6/8 0:30	1.089*	2.598	2.680	2.419	2.569	0.660	1.244	1.071	南	6.4	無
2016/6/8 0:40	1.090*	2.597	2.676	2.422	2.567	0.659	1.243	1.073	南南西	5.0	無
2016/6/8 0:50	1.088*	2.595	2.677	2.424	2.573	0.659	1.243	1.068	南南西	4.5	無
2016/6/8 1:00	1.089*	2.595	2.678	2.424	2.573	0.660	1.243	1.071	南	5.6	無
2016/6/8 1:10	1.091*	2.595	2.679	2.424	2.569	0.661	1.244	1.071	南	4.4	無
2016/6/8 1:20	1.090*	2.597	2.679	2.426	2.568	0.659	1.246	1.073	南	4.1	無
2016/6/8 1:30	1.092*	2.595	2.680	2.421	2.571	0.660	1.244	1.070	南	4.7	無
2016/6/8 1:40	1.090*	2.597	2.678	2.422	2.571	0.660	1.244	1.069	南	4.4	無
2016/6/8 1:50	1.088*	2.593	2.681	2.422	2.571	0.660	1.245	1.069	南南東	5.4	無
2016/6/8 2:00	1.091*	2.595	2.679	2.421	2.571	0.661	1.243	1.071	南南東	6.3	無

日時	MP								スタック		感雨
	MP-1	MP-2	MP-3	MP-4	MP-5	MP-6	MP-7	MP-8	風向	風速	
2016/6/8 2:10	1.092*	2.593	2.675	2.423	2.571	0.660	1.243	1.070	南南東	6.8	無
2016/6/8 2:20	1.092*	2.595	2.679	2.422	2.571	0.660	1.243	1.070	南南東	7.3	無
2016/6/8 2:30	1.091*	2.595	2.676	2.424	2.569	0.659	1.243	1.070	南南東	7.1	無
2016/6/8 2:40	1.091*	2.595	2.676	2.423	2.572	0.660	1.244	1.071	南南東	8.1	無
2016/6/8 2:50	1.092*	2.595	2.677	2.421	2.570	0.659	1.244	1.070	南南東	7.4	無
2016/6/8 3:00	1.091*	2.593	2.676	2.416	2.567	0.659	1.244	1.072	南	7.3	無
2016/6/8 3:10	1.091*	2.595	2.674	2.421	2.570	0.660	1.245	1.068	南	7.8	無
2016/6/8 3:20	1.087*	2.590	2.674	2.419	2.568	0.659	1.245	1.070	南南東	8.3	無
2016/6/8 3:30	1.088*	2.595	2.676	2.421	2.566	0.659	1.243	1.069	南南東	8.0	無
2016/6/8 3:40	1.090*	2.593	2.676	2.421	2.567	0.659	1.243	1.069	南南東	7.3	無
2016/6/8 3:50	1.089*	2.595	2.676	2.420	2.568	0.658	1.243	1.069	南南東	7.2	無
2016/6/8 4:00	1.089*	2.590	2.677	2.422	2.570	0.658	1.243	1.068	南南東	7.6	無
2016/6/8 4:10	1.088*	2.595	2.674	2.420	2.571	0.660	1.244	1.069	南南東	7.4	無
2016/6/8 4:20	1.088*	2.592	2.675	2.423	2.569	0.658	1.242	1.068	南南東	6.2	無
2016/6/8 4:30	1.089*	2.592	2.678	2.421	2.568	0.658	1.244	1.070	南南東	6.9	無
2016/6/8 4:40	1.087*	2.590	2.674	2.419	2.567	0.659	1.242	1.070	南南東	7.2	無
2016/6/8 4:50	1.091*	2.590	2.676	2.416	2.569	0.658	1.240	1.070	南南東	7.0	無
2016/6/8 5:00	1.089*	2.592	2.678	2.421	2.572	0.658	1.243	1.069	南	6.0	無
2016/6/8 5:10	1.089*	2.592	2.676	2.419	2.566	0.657	1.245	1.070	南	4.6	無
2016/6/8 5:20	1.089*	2.593	2.678	2.418	2.568	0.659	1.242	1.070	南	5.2	無
2016/6/8 5:30	1.090*	2.592	2.676	2.420	2.569	0.657	1.240	1.069	南	5.3	無
2016/6/8 5:40	1.094*	2.592	2.677	2.420	2.570	0.656	1.245	1.070	南	4.7	無
2016/6/8 5:50	1.096*	2.597	2.673	2.424	2.568	0.658	1.244	1.070	南	4.5	無
2016/6/8 6:00	1.096*	2.595	2.678	2.420	2.569	0.660	1.245	1.068	南	4.3	無
2016/6/8 6:10	1.096*	2.593	2.676	2.420	2.569	0.658	1.243	1.070	南	4.4	無
2016/6/8 6:20	1.097*	2.595	2.676	2.420	2.567	0.657	1.241	1.070	南	4.2	無
2016/6/8 6:30	1.094*	2.595	2.674	2.424	2.569	0.656	1.241	1.069	南	4.1	無
2016/6/8 6:40	1.094*	2.593	2.680	2.424	2.570	0.658	1.243	1.070	南南東	4.2	無
2016/6/8 6:50	1.093*	2.590	2.674	2.422	2.564	0.659	1.242	1.071	南	5.6	無
2016/6/8 7:00	1.096*	2.595	2.677	2.421	2.567	0.658	1.243	1.070	南南東	7.4	無
2016/6/8 7:10	1.092*	2.597	2.676	2.424	2.567	0.658	1.242	1.069	南南東	7.8	無
2016/6/8 7:20	1.092*	2.598	2.681	2.423	2.566	0.656	1.241	1.069	南南東	7.7	無
2016/6/8 7:30	1.093*	2.597	2.679	2.425	2.565	0.657	1.239	1.069	南	7.0	無
2016/6/8 7:40	1.096*	2.597	2.676	2.426	2.566	0.657	1.241	1.067	南南東	8.5	無
2016/6/8 7:50	1.095*	2.600	2.679	2.424	2.567	0.654	1.240	1.069	南南東	8.0	無
2016/6/8 8:00	1.095*	2.597	2.678	2.426	2.563	0.655	1.241	1.065	南南東	7.3	無

風速が0.5m/s未満の場合「CALM」(静穏)、この時の風向を「-」と表記する。

\* 6/2 11:00～ MP-1取替に伴う代替測定。

**Monitoring data by a monitoring car\* at Fukushima Daiichi Nuclear Power Station ( $\mu$  Sv/h)**

\* The data from monitoring car may deficit as the vehicle may change monitoring point.

\*About the direction of the wind and the wind velocity,we are measuring with the weather observation meter of the 10m higher.

\*"-": the wind velocity/"CALM":the wind direction is below 0.5m/s.

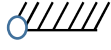

Measuring Point	Measurement Date	$\gamma$ Ray	Neutron Ray	Weather	Wind Direction	Wind Velocity (m/s)
West Gate	2016/6/7 0:00	1.0	<0.01	Cloudy	SSW	1.6
West Gate	2016/6/7 0:10	1.0	<0.01	Cloudy	S	1.9
West Gate	2016/6/7 0:20	1.0	<0.01	Cloudy	S	1.8
West Gate	2016/6/7 0:30	1.0	<0.01	Cloudy	S	2.1
West Gate	2016/6/7 0:40	1.0	<0.01	Cloudy	SSW	1.8
West Gate	2016/6/7 0:50	1.0	<0.01	Cloudy	SSW	1.7
West Gate	2016/6/7 1:00	1.0	<0.01	Cloudy	SSW	1.7
West Gate	2016/6/7 1:10	1.0	<0.01	Cloudy	SSW	1.6
West Gate	2016/6/7 1:20	1.0	<0.01	Cloudy	SSW	1.9
West Gate	2016/6/7 1:30	1.0	<0.01	Cloudy	SSW	1.8
West Gate	2016/6/7 1:40	1.0	<0.01	Cloudy	SSW	1.9
West Gate	2016/6/7 1:50	1.0	<0.01	Cloudy	SSW	2.3
West Gate	2016/6/7 2:00	1.0	<0.01	Cloudy	SSW	1.6
West Gate	2016/6/7 2:10	1.0	<0.01	Cloudy	S	1.5
West Gate	2016/6/7 2:20	1.0	<0.01	Cloudy	SSW	2.2
West Gate	2016/6/7 2:30	1.0	<0.01	Cloudy	SSW	1.8
West Gate	2016/6/7 2:40	1.0	<0.01	Cloudy	S	1.7
West Gate	2016/6/7 2:50	1.0	<0.01	Cloudy	SSW	1.8
West Gate	2016/6/7 3:00	1.0	<0.01	Cloudy	SSW	1.6
West Gate	2016/6/7 3:10	1.0	<0.01	Cloudy	S	1.8
West Gate	2016/6/7 3:20	1.0	<0.01	Cloudy	SSW	1.7
West Gate	2016/6/7 3:30	1.0	<0.01	Cloudy	SSW	1.6
West Gate	2016/6/7 3:40	1.0	<0.01	Cloudy	SSW	1.7
West Gate	2016/6/7 3:50	1.0	<0.01	Cloudy	S	2.0
West Gate	2016/6/7 4:00	1.0	<0.01	Cloudy	SSW	2.0
West Gate	2016/6/7 4:10	1.0	<0.01	Cloudy	SSW	2.3
West Gate	2016/6/7 4:20	1.0	<0.01	Cloudy	SSW	2.2
West Gate	2016/6/7 4:30	1.0	<0.01	Cloudy	SSW	1.3
West Gate	2016/6/7 4:40	1.0	<0.01	Cloudy	SSW	1.3
West Gate	2016/6/7 4:50	1.0	<0.01	Cloudy	SSW	1.2
West Gate	2016/6/7 5:00	1.0	<0.01	Cloudy	SSW	1.1
West Gate	2016/6/7 5:10	1.0	<0.01	Rain	SSW	1.1
West Gate	2016/6/7 5:20	1.0	<0.01	Cloudy	SSW	1.4
West Gate	2016/6/7 5:30	1.0	<0.01	Cloudy	SSW	1.2
West Gate	2016/6/7 5:40	1.0	<0.01	Cloudy	SSW	1.4
West Gate	2016/6/7 5:50	1.0	<0.01	Cloudy	S	1.5
West Gate	2016/6/7 6:00	1.0	<0.01	Cloudy	SE	1.2
West Gate	2016/6/7 6:10	1.0	<0.01	Cloudy	SE	1.3
West Gate	2016/6/7 6:20	1.0	<0.01	Cloudy	SE	1.6
West Gate	2016/6/7 6:30	1.0	<0.01	Cloudy	SE	1.7
West Gate	2016/6/7 6:40	1.0	<0.01	Cloudy	SE	1.6
West Gate	2016/6/7 6:50	1.0	<0.01	Cloudy	SSE	1.4
West Gate	2016/6/7 7:00	1.0	<0.01	Cloudy	SE	1.6
West Gate	2016/6/7 7:10	1.0	<0.01	Cloudy	SE	1.7
West Gate	2016/6/7 7:20	1.0	<0.01	Cloudy	SSE	1.5
West Gate	2016/6/7 7:30	1.0	<0.01	Cloudy	SSE	2.1
West Gate	2016/6/7 7:40	1.0	<0.01	Cloudy	SSE	1.9
West Gate	2016/6/7 7:50	1.0	<0.01	Cloudy	SSE	2.1
West Gate	2016/6/7 8:00	1.0	<0.01	Cloudy	SSE	1.8
West Gate	2016/6/7 8:10	1.0	<0.01	Cloudy	S	2.5
West Gate	2016/6/7 8:20	1.0	<0.01	Cloudy	SSE	2.3
West Gate	2016/6/7 8:30	1.0	<0.01	Cloudy	SSE	2.3
West Gate	2016/6/7 8:40	1.0	<0.01	Cloudy	SSE	2.1
West Gate	2016/6/7 8:50	1.0	<0.01	Cloudy	SSE	2.5
West Gate	2016/6/7 9:00	1.0	<0.01	Cloudy	SSE	2.4
West Gate	2016/6/7 9:10	1.0	<0.01	Cloudy	SE	2.3
West Gate	2016/6/7 9:20	1.0	<0.01	Cloudy	SE	2.2
West Gate	2016/6/7 9:30	1.0	<0.01	Cloudy	SE	2.1
West Gate	2016/6/7 9:40	1.0	<0.01	Cloudy	SSE	2.4
West Gate	2016/6/7 9:50	1.0	<0.01	Cloudy	SSE	2.8
West Gate	2016/6/7 10:00	1.0	<0.01	Cloudy	SSE	3.2
West Gate	2016/6/7 10:10	1.0	<0.01	Cloudy	SSE	3.4
West Gate	2016/6/7 10:20	1.0	<0.01	Cloudy	SSE	3.2
West Gate	2016/6/7 10:30	1.0	<0.01	Cloudy	SSE	3.0
West Gate	2016/6/7 10:40	1.0	<0.01	Cloudy	SSE	3.0
West Gate	2016/6/7 10:50	1.0	<0.01	Cloudy	SSE	3.5
West Gate	2016/6/7 11:00	1.0	<0.01	Cloudy	SSE	4.0
West Gate	2016/6/7 11:10	1.0	<0.01	Cloudy	SSE	3.4

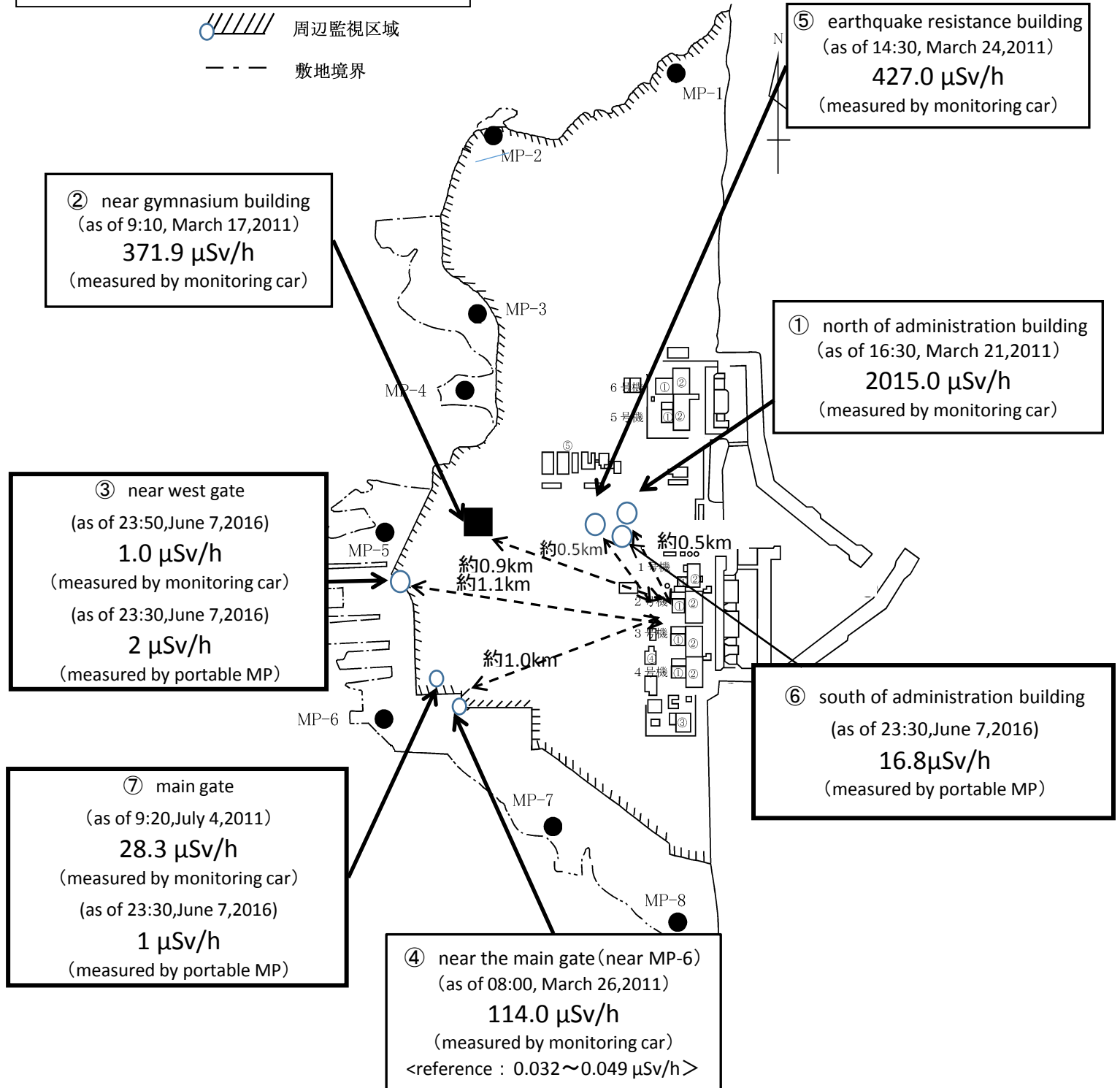
Measuring Point	Measurement Date	γ Ray	Neutron Ray	Weather	Wind Direction	Wind Velocity (m/s)
West Gate	2016/6/7 11:20	1.0	<0.01	Cloudy	SSE	3.6
West Gate	2016/6/7 11:30	1.0	<0.01	Cloudy	SSE	3.5
West Gate	2016/6/7 11:40	1.0	<0.01	Cloudy	SSE	3.7
West Gate	2016/6/7 11:50	1.0	<0.01	Cloudy	SSE	4.5
West Gate	2016/6/7 12:00	1.0	<0.01	Cloudy	SSE	4.4
West Gate	2016/6/7 12:10	1.0	<0.01	Cloudy	SSE	4.0
West Gate	2016/6/7 12:20	1.0	<0.01	Cloudy	SSE	4.2
West Gate	2016/6/7 12:30	1.0	<0.01	Cloudy	SSE	4.8
West Gate	2016/6/7 12:40	1.0	<0.01	Cloudy	SSE	4.8
West Gate	2016/6/7 12:50	1.0	<0.01	Cloudy	SSE	5.0
West Gate	2016/6/7 13:00	1.0	<0.01	Cloudy	SSE	4.9
West Gate	2016/6/7 13:10	1.0	<0.01	Cloudy	SSE	4.4
West Gate	2016/6/7 13:20	1.0	<0.01	Cloudy	SSE	4.4
West Gate	2016/6/7 13:30	1.0	<0.01	Cloudy	SSE	5.1
West Gate	2016/6/7 13:40	1.0	<0.01	Cloudy	SSE	5.8
West Gate	2016/6/7 13:50	1.0	<0.01	Cloudy	SSE	5.9
West Gate	2016/6/7 14:00	1.0	<0.01	Cloudy	SSE	5.6
West Gate	2016/6/7 14:10	1.0	<0.01	Fine	SSE	5.4
West Gate	2016/6/7 14:20	1.0	<0.01	Fine	SSE	5.7
West Gate	2016/6/7 14:30	1.0	<0.01	Fine	SSE	5.4
West Gate	2016/6/7 14:40	1.0	<0.01	Fine	SSE	5.5
West Gate	2016/6/7 14:50	1.0	<0.01	Fine	SSE	6.2
West Gate	2016/6/7 15:00	1.0	<0.01	Fine	SSE	5.1
West Gate	2016/6/7 15:10	1.0	<0.01	Fine	SSE	5.2
West Gate	2016/6/7 15:20	1.0	<0.01	Fine	SSE	4.4
West Gate	2016/6/7 15:30	1.0	<0.01	Fine	SSE	5.0
West Gate	2016/6/7 15:40	1.0	<0.01	Fine	SSE	4.8
West Gate	2016/6/7 15:50	1.0	<0.01	Fine	SSE	5.9
West Gate	2016/6/7 16:00	1.0	<0.01	Fine	SSE	5.6
West Gate	2016/6/7 16:10	1.0	<0.01	Fine	SSE	5.6
West Gate	2016/6/7 16:20	1.0	<0.01	Fine	SSE	5.4
West Gate	2016/6/7 16:30	1.0	<0.01	Fine	SSE	5.8
West Gate	2016/6/7 16:40	1.0	<0.01	Fine	SSE	6.3
West Gate	2016/6/7 16:50	1.0	<0.01	Fine	SSE	6.5
West Gate	2016/6/7 17:00	1.0	<0.01	Fine	SSE	4.8
West Gate	2016/6/7 17:10	1.0	<0.01	Cloudy	SSE	4.5
West Gate	2016/6/7 17:20	1.0	<0.01	Cloudy	SSE	4.1
West Gate	2016/6/7 17:30	1.0	<0.01	Cloudy	SSE	4.0
West Gate	2016/6/7 17:40	1.0	<0.01	Cloudy	SSE	4.5
West Gate	2016/6/7 17:50	1.0	<0.01	Cloudy	SSE	4.3
West Gate	2016/6/7 18:00	1.0	<0.01	Cloudy	SSE	4.5
West Gate	2016/6/7 18:10	1.0	<0.01	Cloudy	S	4.7
West Gate	2016/6/7 18:20	1.0	<0.01	Cloudy	S	4.0
West Gate	2016/6/7 18:30	1.0	<0.01	Cloudy	S	4.2
West Gate	2016/6/7 18:40	1.0	<0.01	Cloudy	S	3.8
West Gate	2016/6/7 18:50	1.0	<0.01	Cloudy	S	3.5
West Gate	2016/6/7 19:00	1.0	<0.01	Cloudy	S	3.7
West Gate	2016/6/7 19:10	1.0	<0.01	Cloudy	S	3.5
West Gate	2016/6/7 19:20	1.0	<0.01	Cloudy	S	3.1
West Gate	2016/6/7 19:30	1.0	<0.01	Cloudy	S	3.0
West Gate	2016/6/7 19:40	1.0	<0.01	Cloudy	S	3.0
West Gate	2016/6/7 19:50	1.0	<0.01	Cloudy	S	2.6
West Gate	2016/6/7 20:00	1.0	<0.01	Cloudy	S	2.9
West Gate	2016/6/7 20:10	1.0	<0.01	Cloudy	S	2.5
West Gate	2016/6/7 20:20	1.0	<0.01	Cloudy	S	2.8
West Gate	2016/6/7 20:30	1.0	<0.01	Cloudy	S	2.4
West Gate	2016/6/7 20:40	1.0	<0.01	Cloudy	S	2.6
West Gate	2016/6/7 20:50	1.0	<0.01	Cloudy	S	3.0
West Gate	2016/6/7 21:00	1.0	<0.01	Cloudy	SSW	2.7
West Gate	2016/6/7 21:10	1.0	<0.01	Cloudy	SSW	3.0
West Gate	2016/6/7 21:20	1.0	<0.01	Cloudy	SSW	3.2
West Gate	2016/6/7 21:30	1.0	<0.01	Cloudy	SSW	3.2
West Gate	2016/6/7 21:40	1.0	<0.01	Cloudy	SSW	3.4
West Gate	2016/6/7 21:50	1.0	<0.01	Cloudy	SSW	2.8
West Gate	2016/6/7 22:00	1.0	<0.01	Cloudy	SSW	3.0
West Gate	2016/6/7 22:10	1.0	<0.01	Cloudy	SSW	3.0
West Gate	2016/6/7 22:20	1.0	<0.01	Cloudy	SSW	2.5
West Gate	2016/6/7 22:30	1.0	<0.01	Cloudy	SSW	2.2
West Gate	2016/6/7 22:40	1.0	<0.01	Cloudy	SSW	1.9
West Gate	2016/6/7 22:50	1.0	<0.01	Cloudy	S	2.0
West Gate	2016/6/7 23:00	1.0	<0.01	Cloudy	S	1.4
West Gate	2016/6/7 23:10	1.0	<0.01	Cloudy	S	1.6
West Gate	2016/6/7 23:20	1.0	<0.01	Cloudy	S	1.9
West Gate	2016/6/7 23:30	1.0	<0.01	Cloudy	SSW	2.1
West Gate	2016/6/7 23:40	1.0	<0.01	Cloudy	S	2.5
West Gate	2016/6/7 23:50	1.0	<0.01	Cloudy	SSW	2.5

# Fukushima Daiichi Nuclear Power Plant

2016/6/7  
as of 23:50

周辺監視区域: supervised outside area  
敷地境界: site boundary

 周辺監視区域  
 敷地境界



※Reference data indicate the normal fluctuation range of airborne radiation rate.