

Fixed point Monitoring Status by Temporary Monitoring Post at Fukushima Daiichi Nuclear Power Station

Date	Radiation Dose Rate (μ Sv/h) At the Main Buiding	Radiation Dose Rate (μ Sv/h) At the Main Gate	Radiation Dose Rate (μ Sv/h) At the West Gate
2016/6/2 0:00	17	1	2
2016/6/2 0:30	17	1	2
2016/6/2 1:00	17	1	2
2016/6/2 1:30	17	1	2
2016/6/2 2:00	17	1	2
2016/6/2 2:30	17	1	2
2016/6/2 3:00	17	1	2
2016/6/2 3:30	17	1	2
2016/6/2 4:00	17	1	2
2016/6/2 4:30	17	1	2
2016/6/2 5:00	17	1	2
2016/6/2 5:30	17	1	2
2016/6/2 6:00	17	1	2
2016/6/2 6:30	17	1	2
2016/6/2 7:00	17	1	2
2016/6/2 7:30	17	1	2
2016/6/2 8:00	17	1	2
2016/6/2 8:30	17	1	2
2016/6/2 9:00	17	1	2
2016/6/2 9:30	17	1	2
2016/6/2 10:00	17	1	2
2016/6/2 10:30	17	1	2
2016/6/2 11:00	17	1	2
2016/6/2 11:30	17	1	2
2016/6/2 12:00	17	1	2
2016/6/2 12:30	17	1	2
2016/6/2 13:00	17	1	2
2016/6/2 13:30	17	1	2
2016/6/2 14:00	17	1	2
2016/6/2 14:30	17	1	2
2016/6/2 15:00	17	1	2
2016/6/2 15:30	17	1	2
2016/6/2 16:00	17	1	2
2016/6/2 16:30	17	1	2
2016/6/2 17:00	17	1	2
2016/6/2 17:30	17	1	2
2016/6/2 18:00	17	1	2
2016/6/2 18:30	17	1	2
2016/6/2 19:00	17	1	2
2016/6/2 19:30	17	1	2
2016/6/2 20:00	17	1	2
2016/6/2 20:30	17	1	2
2016/6/2 21:00	17	1	2
2016/6/2 21:30	16	1	2
2016/6/2 22:00	17	1	2
2016/6/2 22:30	16	1	2
2016/6/2 23:00	17	1	2
2016/6/2 23:30	16	1	2

福島第一原子力発電所 モニタリングポスト空間線量率

単位: $\mu\text{Sv/h}$

単位: m/s

日時	MP								スタック		感雨
	MP-1	MP-2	MP-3	MP-4	MP-5	MP-6	MP-7	MP-8	風向	風速	
2016/6/2 8:00	1.613	2.565	2.609	2.380	2.550	0.652	1.229	1.059	西	5.2	無
2016/6/2 8:10	1.612	2.565	2.607	2.380	2.549	0.652	1.226	1.061	西	4.0	無
2016/6/2 8:20	1.612	2.563	2.609	2.378	2.550	0.652	1.229	1.061	西	5.5	無
2016/6/2 8:30	1.615	2.565	2.606	2.376	2.551	0.653	1.226	1.060	西	6.6	無
2016/6/2 8:40	1.615	2.565	2.607	2.378	2.550	0.653	1.228	1.058	西	5.8	無
2016/6/2 8:50	1.613	2.565	2.608	2.375	2.551	0.654	1.228	1.060	西北西	7.1	無
2016/6/2 9:00	1.613	2.568	2.608	2.379	2.549	0.654	1.229	1.060	西北西	6.0	無
2016/6/2 9:10	1.615	2.570	2.607	2.379	2.552	0.653	1.229	1.060	西	4.9	無
2016/6/2 9:20	1.613	2.567	2.610	2.377	2.551	0.654	1.230	1.059	西	4.5	無
2016/6/2 9:30	1.615	2.567	2.610	2.380	2.550	0.654	1.228	1.059	西北西	5.1	無
2016/6/2 9:40	1.612	2.568	2.609	2.380	2.552	0.655	1.228	1.060	西	2.9	無
2016/6/2 9:50	1.612	2.570	2.609	2.379	2.556	0.653	1.228	1.061	西北西	6.4	無
2016/6/2 10:00	1.615	2.573	2.612	2.380	2.550	0.653	1.231	1.057	西北西	5.5	無
2016/6/2 10:10	1.613	2.575	2.617	2.382	2.550	0.655	1.229	1.062	西北西	5.9	無
2016/6/2 10:20	1.618	2.572	2.611	2.383	2.554	0.655	1.229	1.062	西北西	7.0	無
2016/6/2 10:30	1.620	2.572	2.612	2.386	2.554	0.655	1.228	1.062	北西	6.8	無
2016/6/2 10:40	1.615	2.570	2.613	2.384	2.556	0.656	1.231	1.062	西北西	5.7	無
2016/6/2 10:50	1.617	2.572	2.616	2.384	2.556	0.656	1.230	1.062	西北西	6.6	無
2016/6/2 11:00	1.118*	2.573	2.616	2.386	2.560	0.655	1.233	1.062	北西	6.7	無
2016/6/2 11:10	1.112*	2.572	2.614	2.382	2.561	0.655	1.231	1.063	北西	8.3	無
2016/6/2 11:20	1.086*	2.572	2.618	2.380	2.555	0.656	1.233	1.061	北西	8.3	無
2016/6/2 11:30	1.101*	2.572	2.618	2.382	2.562	0.656	1.232	1.065	北西	11.4	無
2016/6/2 11:40	1.095*	2.575	2.617	2.380	2.562	0.654	1.233	1.063	北西	9.9	無
2016/6/2 11:50	1.080*	2.578	2.621	2.381	2.568	0.655	1.232	1.062	北西	10.9	無
2016/6/2 12:00	1.080*	2.578	2.624	2.382	2.565	0.655	1.233	1.062	西北西	10.2	無
2016/6/2 12:10	1.081*	2.580	2.622	2.384	2.565	0.655	1.233	1.064	西北西	9.3	無
2016/6/2 12:20	1.072*	2.580	2.627	2.384	2.568	0.657	1.233	1.063	北西	9.1	無
2016/6/2 12:30	1.067*	2.578	2.623	2.378	2.567	0.656	1.233	1.063	北西	9.9	無
2016/6/2 12:40	1.063*	2.582	2.626	2.386	2.567	0.656	1.234	1.063	北西	8.0	無
2016/6/2 12:50	1.066*	2.583	2.622	2.386	2.569	0.655	1.236	1.064	北西	8.9	無
2016/6/2 13:00	1.061*	2.585	2.621	2.384	2.568	0.657	1.234	1.062	北西	11.1	無
2016/6/2 13:10	1.045*	2.580	2.622	2.384	2.570	0.655	1.234	1.064	北北西	10.0	無
2016/6/2 13:20	1.036*	2.582	2.626	2.385	2.569	0.657	1.232	1.064	北西	10.5	無
2016/6/2 13:30	1.039*	2.582	2.628	2.390	2.571	0.657	1.234	1.064	北西	8.3	無
2016/6/2 13:40	1.039*	2.585	2.626	2.388	2.570	0.655	1.235	1.064	北西	8.8	無
2016/6/2 13:50	1.051*	2.585	2.626	2.387	2.569	0.656	1.234	1.063	北北西	10.0	無
2016/6/2 14:00	1.036*	2.585	2.628	2.388	2.569	0.657	1.233	1.062	北西	7.9	無

*

日時	MP								スタック		感雨
	MP-1	MP-2	MP-3	MP-4	MP-5	MP-6	MP-7	MP-8	風向	風速	
2016/6/2 14:10	1.045*	2.585	2.626	2.389	2.570	0.655	1.235	1.064	北西	8.1	無
2016/6/2 14:20	1.036*	2.590	2.625	2.387	2.573	0.657	1.232	1.064	西北西	9.0	無
2016/6/2 14:30	1.039*	2.588	2.626	2.389	2.570	0.656	1.236	1.063	北西	10.8	無
2016/6/2 14:40	1.027*	2.587	2.624	2.391	2.570	0.657	1.235	1.063	北西	9.2	無
2016/6/2 14:50	1.048*	2.587	2.625	2.389	2.571	0.656	1.233	1.063	西北西	8.2	無
2016/6/2 15:00	1.048*	2.583	2.627	2.387	2.567	0.659	1.233	1.063	西北西	9.8	無
2016/6/2 15:10	1.050*	2.585	2.630	2.387	2.572	0.657	1.232	1.063	北西	9.7	無
2016/6/2 15:20	1.040*	2.587	2.629	2.388	2.570	0.657	1.237	1.061	北西	8.5	無
2016/6/2 15:30	1.041*	2.587	2.628	2.388	2.565	0.658	1.233	1.062	北西	9.6	無
2016/6/2 15:40	1.081*	2.587	2.630	2.393	2.575	0.657	1.233	1.063	西北西	6.5	無
2016/6/2 15:50	1.083*	2.587	2.629	2.391	2.570	0.657	1.234	1.063	北西	7.4	無
2016/6/2 16:00	1.083*	2.583	2.629	2.392	2.569	0.657	1.234	1.070	北西	8.5	無
2016/6/2 16:10	1.085*	2.590	2.626	2.392	2.567	0.658	1.233	1.064	北西	9.1	無
2016/6/2 16:20	1.087*	2.587	2.633	2.391	2.570	0.658	1.232	1.065	北西	8.4	無
2016/6/2 16:30	1.085*	2.587	2.633	2.391	2.573	0.658	1.233	1.062	北西	8.7	無
2016/6/2 16:40	1.083*	2.587	2.635	2.390	2.572	0.657	1.233	1.063	北西	7.2	無
2016/6/2 16:50	1.081*	2.590	2.633	2.391	2.573	0.657	1.233	1.065	北北西	8.5	無
2016/6/2 17:00	1.077*	2.588	2.632	2.388	2.575	0.656	1.232	1.062	北北西	8.3	無
2016/6/2 17:10	1.075*	2.588	2.631	2.392	2.573	0.656	1.232	1.063	北北西	5.7	無
2016/6/2 17:20	1.071*	2.592	2.631	2.390	2.574	0.657	1.233	1.065	北西	6.1	無
2016/6/2 17:30	1.067*	2.585	2.634	2.391	2.574	0.656	1.232	1.064	北西	8.1	無
2016/6/2 17:40	1.064*	2.583	2.635	2.391	2.575	0.655	1.234	1.061	北西	7.4	無
2016/6/2 17:50	1.063*	2.585	2.635	2.392	2.571	0.658	1.233	1.061	北西	6.3	無
2016/6/2 18:00	1.064*	2.587	2.636	2.389	2.571	0.654	1.231	1.065	北西	7.9	無
2016/6/2 18:10	1.064*	2.585	2.634	2.390	2.578	0.656	1.232	1.065	北西	8.0	無
2016/6/2 18:20	1.066*	2.587	2.632	2.391	2.577	0.656	1.233	1.064	北西	7.7	無
2016/6/2 18:30	1.066*	2.582	2.632	2.387	2.569	0.655	1.233	1.066	北西	9.2	無
2016/6/2 18:40	1.064*	2.582	2.632	2.390	2.573	0.656	1.233	1.065	北西	8.2	無
2016/6/2 18:50	1.067*	2.583	2.632	2.389	2.573	0.658	1.232	1.065	北西	7.7	無
2016/6/2 19:00	1.068*	2.580	2.630	2.393	2.574	0.657	1.231	1.066	北西	7.8	無
2016/6/2 19:10	1.067*	2.582	2.629	2.391	2.576	0.657	1.231	1.064	北西	9.8	無
2016/6/2 19:20	1.066*	2.585	2.632	2.394	2.573	0.657	1.232	1.063	北西	8.1	無
2016/6/2 19:30	1.068*	2.582	2.627	2.394	2.574	0.657	1.230	1.064	北西	9.3	無
2016/6/2 19:40	1.068*	2.580	2.628	2.391	2.573	0.656	1.231	1.063	北西	10.6	無
2016/6/2 19:50	1.069*	2.580	2.633	2.393	2.574	0.657	1.231	1.063	北西	8.0	無
2016/6/2 20:00	1.067*	2.583	2.631	2.396	2.571	0.656	1.233	1.064	北西	7.2	無

*

日時	MP								スタック		感雨
	MP-1	MP-2	MP-3	MP-4	MP-5	MP-6	MP-7	MP-8	風向	風速	
2016/6/2 20:10	1.070*	2.580	2.629	2.395	2.575	0.656	1.231	1.064	北西	8.2	無
2016/6/2 20:20	1.071*	2.578	2.628	2.390	2.576	0.656	1.232	1.064	北西	9.3	無
2016/6/2 20:30	1.070*	2.582	2.629	2.390	2.577	0.657	1.231	1.064	北西	8.8	無
2016/6/2 20:40	1.074*	2.575	2.627	2.394	2.575	0.655	1.231	1.064	北西	8.2	無
2016/6/2 20:50	1.072*	2.577	2.629	2.390	2.569	0.656	1.235	1.063	北北西	5.9	無
2016/6/2 21:00	1.073*	2.583	2.627	2.392	2.574	0.656	1.234	1.062	北西	5.4	無
2016/6/2 21:10	1.074*	2.575	2.625	2.389	2.574	0.657	1.235	1.063	北西	6.5	無
2016/6/2 21:20	1.074*	2.580	2.627	2.391	2.572	0.654	1.235	1.064	北北西	5.5	無
2016/6/2 21:30	1.075*	2.578	2.627	2.392	2.569	0.656	1.233	1.064	北西	6.4	無
2016/6/2 21:40	1.074*	2.580	2.624	2.391	2.569	0.657	1.233	1.063	北西	6.7	無
2016/6/2 21:50	1.073*	2.577	2.629	2.391	2.567	0.658	1.233	1.064	北西	7.6	無
2016/6/2 22:00	1.071*	2.577	2.626	2.390	2.564	0.656	1.234	1.062	北西	7.0	無
2016/6/2 22:10	1.071*	2.578	2.629	2.389	2.568	0.655	1.233	1.063	北西	7.1	無
2016/6/2 22:20	1.073*	2.575	2.624	2.391	2.568	0.656	1.231	1.062	北西	7.6	無
2016/6/2 22:30	1.072*	2.575	2.627	2.390	2.566	0.656	1.233	1.062	北西	6.8	無
2016/6/2 22:40	1.072*	2.573	2.626	2.391	2.567	0.655	1.235	1.063	北西	7.3	無
2016/6/2 22:50	1.073*	2.572	2.627	2.387	2.568	0.654	1.233	1.063	北西	6.8	無
2016/6/2 23:00	1.069*	2.575	2.624	2.392	2.570	0.656	1.233	1.063	北西	6.3	無
2016/6/2 23:10	1.067*	2.573	2.627	2.387	2.561	0.655	1.234	1.062	北西	4.7	無
2016/6/2 23:20	1.068*	2.573	2.629	2.388	2.567	0.655	1.233	1.063	西北西	4.4	無
2016/6/2 23:30	1.067*	2.575	2.625	2.385	2.567	0.655	1.232	1.062	北西	4.4	無
2016/6/2 23:40	1.066*	2.575	2.626	2.387	2.568	0.656	1.231	1.062	北西	5.7	無
2016/6/2 23:50	1.068*	2.575	2.626	2.390	2.568	0.654	1.233	1.063	北西	7.0	無
2016/6/3 0:00	1.067*	2.575	2.626	2.389	2.568	0.655	1.232	1.064	北西	7.5	無
2016/6/3 0:10	1.069*	2.573	2.624	2.390	2.566	0.655	1.232	1.064	北西	8.1	無
2016/6/3 0:20	1.067*	2.573	2.623	2.391	2.566	0.654	1.234	1.063	北西	8.6	無
2016/6/3 0:30	1.068*	2.577	2.626	2.393	2.564	0.655	1.233	1.063	北西	6.7	無
2016/6/3 0:40	1.070*	2.580	2.631	2.392	2.568	0.654	1.232	1.065	北西	5.8	無
2016/6/3 0:50	1.068*	2.573	2.628	2.387	2.566	0.653	1.234	1.062	北西	5.5	無
2016/6/3 1:00	1.070*	2.575	2.629	2.390	2.565	0.655	1.234	1.061	北西	7.1	無
2016/6/3 1:10	1.069*	2.575	2.625	2.386	2.565	0.655	1.234	1.063	北西	7.4	無
2016/6/3 1:20	1.069*	2.575	2.628	2.389	2.562	0.654	1.232	1.063	北西	8.0	無
2016/6/3 1:30	1.070*	2.568	2.629	2.391	2.565	0.655	1.234	1.062	西北西	7.7	無
2016/6/3 1:40	1.069*	2.573	2.627	2.390	2.561	0.655	1.233	1.061	西北西	6.9	無
2016/6/3 1:50	1.068*	2.575	2.625	2.390	2.566	0.655	1.232	1.060	西北西	6.3	無
2016/6/3 2:00	1.069*	2.575	2.626	2.388	2.567	0.653	1.233	1.063	北西	7.2	無

*

日時	MP								スタック		感雨
	MP-1	MP-2	MP-3	MP-4	MP-5	MP-6	MP-7	MP-8	風向	風速	
2016/6/3 2:10	1.068*	2.575	2.627	2.388	2.564	0.653	1.234	1.063	西北西	7.7	無
2016/6/3 2:20	1.070*	2.573	2.624	2.394	2.563	0.653	1.231	1.063	西北西	7.2	無
2016/6/3 2:30	1.069*	2.572	2.624	2.390	2.565	0.652	1.232	1.065	西北西	6.9	無
2016/6/3 2:40	1.070*	2.575	2.622	2.390	2.567	0.653	1.234	1.061	西北西	6.6	無
2016/6/3 2:50	1.069*	2.572	2.623	2.389	2.567	0.653	1.232	1.065	西北西	5.2	無
2016/6/3 3:00	1.069*	2.572	2.624	2.391	2.563	0.653	1.233	1.063	西北西	5.5	無
2016/6/3 3:10	1.067*	2.572	2.623	2.391	2.564	0.653	1.232	1.063	北西	5.4	無
2016/6/3 3:20	1.069*	2.570	2.623	2.387	2.565	0.653	1.232	1.061	西北西	3.5	無
2016/6/3 3:30	1.069*	2.572	2.619	2.382	2.561	0.654	1.231	1.063	西北西	2.3	無
2016/6/3 3:40	1.067*	2.573	2.622	2.388	2.566	0.652	1.232	1.062	北西	2.9	無
2016/6/3 3:50	1.069*	2.568	2.624	2.389	2.560	0.653	1.231	1.061	北西	5.4	無
2016/6/3 4:00	1.068*	2.570	2.625	2.383	2.563	0.652	1.233	1.062	北西	5.6	無
2016/6/3 4:10	1.069*	2.572	2.623	2.390	2.562	0.653	1.233	1.061	北西	5.3	無
2016/6/3 4:20	1.068*	2.570	2.621	2.389	2.566	0.651	1.233	1.061	西北西	6.3	無
2016/6/3 4:30	1.068*	2.573	2.622	2.386	2.562	0.652	1.229	1.061	北西	7.4	無
2016/6/3 4:40	1.064*	2.568	2.621	2.386	2.560	0.653	1.231	1.061	西北西	8.0	無
2016/6/3 4:50	1.068*	2.572	2.620	2.390	2.561	0.653	1.229	1.062	西北西	4.4	無
2016/6/3 5:00	1.067*	2.568	2.623	2.387	2.560	0.653	1.234	1.062	北西	6.2	無
2016/6/3 5:10	1.066*	2.568	2.621	2.390	2.563	0.652	1.232	1.062	西北西	6.7	無
2016/6/3 5:20	1.070*	2.570	2.618	2.387	2.558	0.650	1.233	1.062	北西	7.1	無
2016/6/3 5:30	1.069*	2.570	2.626	2.387	2.565	0.650	1.231	1.062	西北西	7.5	無
2016/6/3 5:40	1.069*	2.570	2.623	2.387	2.562	0.649	1.233	1.062	西北西	6.3	無
2016/6/3 5:50	1.071*	2.573	2.623	2.389	2.561	0.648	1.231	1.063	北西	6.6	無
2016/6/3 6:00	1.070*	2.573	2.624	2.392	2.563	0.651	1.235	1.063	北西	6.1	無
2016/6/3 6:10	1.072*	2.573	2.629	2.390	2.564	0.652	1.234	1.061	北西	5.4	無
2016/6/3 6:20	1.071*	2.573	2.627	2.387	2.565	0.652	1.232	1.063	北西	5.6	無
2016/6/3 6:30	1.074*	2.580	2.630	2.388	2.565	0.653	1.233	1.064	北西	5.0	無
2016/6/3 6:40	1.075*	2.575	2.628	2.392	2.566	0.654	1.233	1.065	北西	3.1	無
2016/6/3 6:50	1.076*	2.575	2.623	2.391	2.566	0.654	1.232	1.064	北北西	3.0	無
2016/6/3 7:00	1.077*	2.578	2.628	2.392	2.565	0.651	1.231	1.065	北北西	2.3	無
2016/6/3 7:10	1.077*	2.577	2.630	2.392	2.566	0.652	1.231	1.065	北北東	2.0	無
2016/6/3 7:20	1.078*	2.575	2.631	2.388	2.566	0.650	1.231	1.064	北東	2.9	無
2016/6/3 7:30	1.079*	2.578	2.630	2.391	2.565	0.650	1.233	1.064	東北東	1.9	無
2016/6/3 7:40	1.079*	2.577	2.631	2.393	2.568	0.649	1.231	1.063	東北東	2.5	無
2016/6/3 7:50	1.079*	2.578	2.628	2.391	2.568	0.650	1.232	1.064	東北東	3.1	無
2016/6/3 8:00	1.079*	2.580	2.622	2.389	2.570	0.649	1.229	1.063	東北東	3.1	無

風速が0.5m/s未満の場合「CALM」(静穏)、この時の風向を「-」と表記する。

* 6/2 11:00～ MP-1取替に伴う代替測定。

Monitoring data by a monitoring car* at Fukushima Daiichi Nuclear Power Station (μ Sv/h)

* The data from monitoring car may deficit as the vehicle may change monitoring point.

*About the direction of the wind and the wind velocity,we are measuring with the weather observation meter of the 10m higher.

*“-”: the wind velocity/“CALM”:the wind direction is below 0.5m/s.



Measuring Point	Measurement Date	γ Ray	Neutron Ray	Weather	Wind Direction	Wind Velocity (m/s)
West Gate	2016/6/2 0:00	1.0	<0.01	Fine	WNW	1.7
West Gate	2016/6/2 0:10	1.0	<0.01	Fine	WNW	1.7
West Gate	2016/6/2 0:20	1.0	<0.01	Fine	NW	2.0
West Gate	2016/6/2 0:30	1.0	<0.01	Fine	NNW	1.6
West Gate	2016/6/2 0:40	1.0	<0.01	Fine	NNW	1.4
West Gate	2016/6/2 0:50	1.0	<0.01	Fine	NNW	1.7
West Gate	2016/6/2 1:00	1.0	<0.01	Fine	NW	1.8
West Gate	2016/6/2 1:10	1.0	<0.01	Fine	NNW	1.8
West Gate	2016/6/2 1:20	1.0	<0.01	Fine	NNW	1.7
West Gate	2016/6/2 1:30	1.0	<0.01	Fine	NNW	2.0
West Gate	2016/6/2 1:40	1.0	<0.01	Fine	WNW	2.0
West Gate	2016/6/2 1:50	1.0	<0.01	Fine	WNW	3.7
West Gate	2016/6/2 2:00	1.0	<0.01	Fine	WNW	2.9
West Gate	2016/6/2 2:10	1.0	<0.01	Fine	NW	2.1
West Gate	2016/6/2 2:20	1.0	<0.01	Fine	WNW	1.9
West Gate	2016/6/2 2:30	1.0	<0.01	Fine	NNW	1.3
West Gate	2016/6/2 2:40	1.0	<0.01	Fine	NNW	1.9
West Gate	2016/6/2 2:50	1.0	<0.01	Fine	NW	1.8
West Gate	2016/6/2 3:00	1.0	<0.01	Fine	WNW	1.5
West Gate	2016/6/2 3:10	1.0	<0.01	Fine	WNW	1.9
West Gate	2016/6/2 3:20	1.0	<0.01	Fine	WNW	2.1
West Gate	2016/6/2 3:30	1.0	<0.01	Fine	WNW	2.5
West Gate	2016/6/2 3:40	1.0	<0.01	Fine	W	2.3
West Gate	2016/6/2 3:50	1.0	<0.01	Fine	WNW	1.9
West Gate	2016/6/2 4:00	1.0	<0.01	Fine	W	1.6
West Gate	2016/6/2 4:10	1.0	<0.01	Fine	W	1.4
West Gate	2016/6/2 4:20	1.0	<0.01	Fine	W	1.6
West Gate	2016/6/2 4:30	1.0	<0.01	Fine	W	2.2
West Gate	2016/6/2 4:40	1.0	<0.01	Fine	W	2.2
West Gate	2016/6/2 4:50	1.0	<0.01	Fine	W	2.0
West Gate	2016/6/2 5:00	1.0	<0.01	Fine	-	CALM
West Gate	2016/6/2 5:10	1.0	<0.01	Fine	E	1.4
West Gate	2016/6/2 5:20	1.0	<0.01	Fine	-	CALM
West Gate	2016/6/2 5:30	1.0	<0.01	Fine	-	CALM
West Gate	2016/6/2 5:40	1.0	<0.01	Fine	-	CALM
West Gate	2016/6/2 5:50	1.0	<0.01	Fine	WNW	1.1
West Gate	2016/6/2 6:00	1.0	<0.01	Fine	WNW	2.7
West Gate	2016/6/2 6:10	1.0	<0.01	Fine	WNW	3.5
West Gate	2016/6/2 6:20	1.0	<0.01	Fine	WNW	2.5
West Gate	2016/6/2 6:30	1.0	<0.01	Fine	WNW	2.4
West Gate	2016/6/2 6:40	1.0	<0.01	Fine	WNW	3.0
West Gate	2016/6/2 6:50	1.0	<0.01	Fine	WNW	4.1
West Gate	2016/6/2 7:00	1.0	<0.01	Fine	WNW	3.6
West Gate	2016/6/2 7:10	1.0	<0.01	Fine	W	3.9
West Gate	2016/6/2 7:20	1.0	<0.01	Fine	WNW	3.4
West Gate	2016/6/2 7:30	1.0	<0.01	Fine	W	3.3
West Gate	2016/6/2 7:40	1.0	<0.01	Fine	W	3.6
West Gate	2016/6/2 7:50	1.0	<0.01	Fine	W	4.6
West Gate	2016/6/2 8:00	1.0	<0.01	Fine	W	3.4
West Gate	2016/6/2 8:10	1.0	<0.01	Fine	W	2.7
West Gate	2016/6/2 8:20	1.0	<0.01	Fine	W	4.1
West Gate	2016/6/2 8:30	1.0	<0.01	Fine	W	4.0
West Gate	2016/6/2 8:40	1.0	<0.01	Fine	W	4.1
West Gate	2016/6/2 8:50	1.0	<0.01	Fine	WNW	4.4
West Gate	2016/6/2 9:00	1.0	<0.01	Fine	WNW	3.3
West Gate	2016/6/2 9:10	1.0	<0.01	Fine	W	3.2
West Gate	2016/6/2 9:20	1.0	<0.01	Fine	W	3.0
West Gate	2016/6/2 9:30	1.0	<0.01	Fine	W	3.3
West Gate	2016/6/2 9:40	1.0	<0.01	Fine	W	2.9
West Gate	2016/6/2 9:50	1.0	<0.01	Fine	W	3.6
West Gate	2016/6/2 10:00	1.0	<0.01	Fine	WNW	3.8
West Gate	2016/6/2 10:10	1.0	<0.01	Fine	W	3.4
West Gate	2016/6/2 10:20	1.0	<0.01	Fine	WNW	3.6
West Gate	2016/6/2 10:30	1.0	<0.01	Fine	WNW	3.7
West Gate	2016/6/2 10:40	1.0	<0.01	Fine	WNW	3.7
West Gate	2016/6/2 10:50	1.0	<0.01	Fine	WNW	3.2
West Gate	2016/6/2 11:00	1.0	<0.01	Fine	NW	3.3
West Gate	2016/6/2 11:10	1.0	<0.01	Fine	WNW	4.7

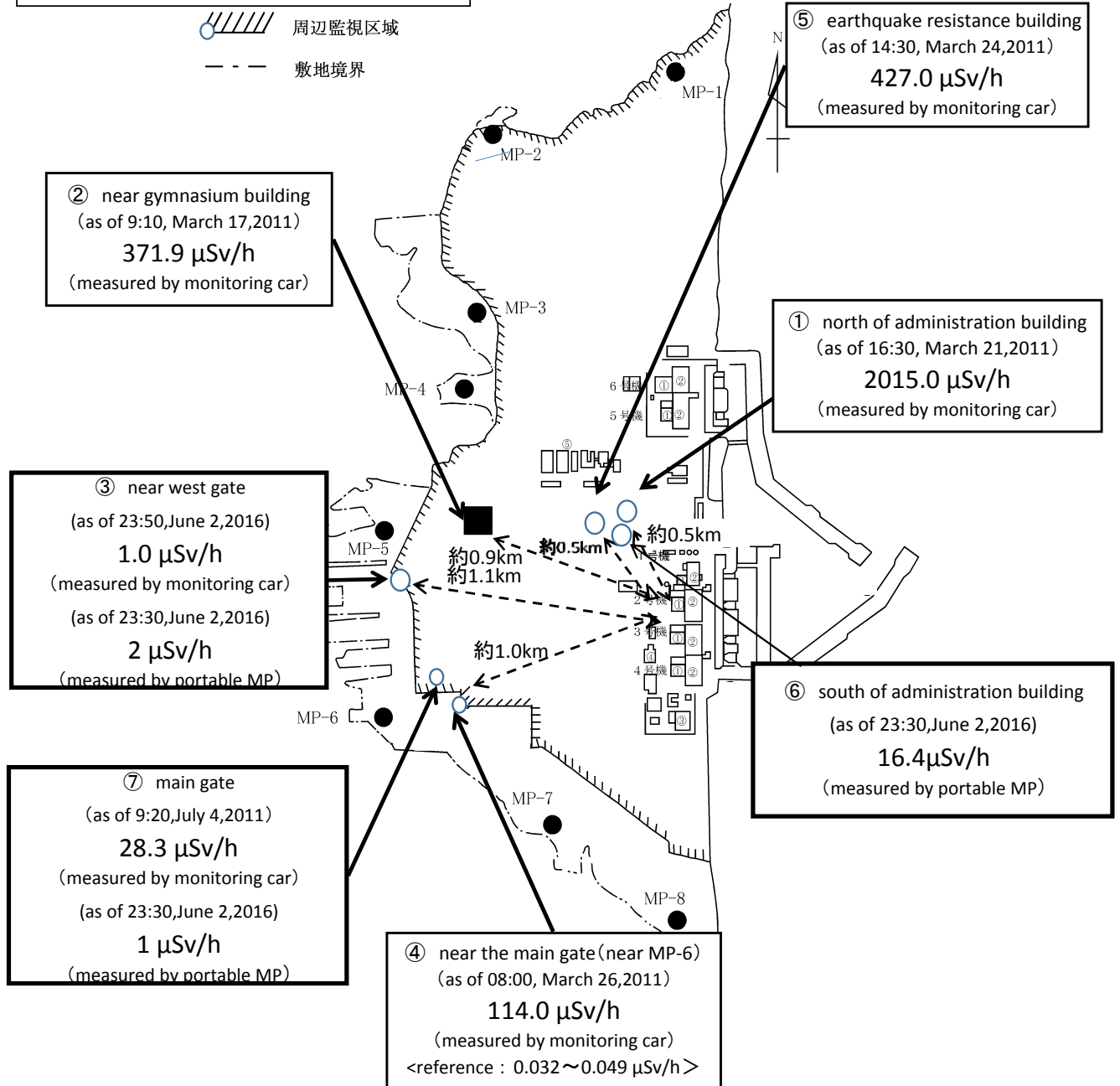
Measuring Point	Measurement Date	γ Ray	Neutron Ray	Weather	Wind Direction	Wind Velocity (m/s)
West Gate	2016/6/2 11:20	1.0	<0.01	Fine	NW	4.0
West Gate	2016/6/2 11:30	1.0	<0.01	Fine	NW	4.2
West Gate	2016/6/2 11:40	1.0	<0.01	Fine	NNW	4.8
West Gate	2016/6/2 11:50	1.0	<0.01	Fine	NW	4.8
West Gate	2016/6/2 12:00	1.0	<0.01	Fine	WNW	6.1
West Gate	2016/6/2 12:10	1.0	<0.01	Fine	WNW	6.1
West Gate	2016/6/2 12:20	1.0	<0.01	Fine	WNW	4.8
West Gate	2016/6/2 12:30	1.0	<0.01	Fine	WNW	4.8
West Gate	2016/6/2 12:40	1.0	<0.01	Fine	NW	3.8
West Gate	2016/6/2 12:50	1.0	<0.01	Fine	NW	4.5
West Gate	2016/6/2 13:00	1.0	<0.01	Fine	NNW	4.6
West Gate	2016/6/2 13:10	1.0	<0.01	Fine	NNW	5.3
West Gate	2016/6/2 13:20	1.0	<0.01	Fine	NW	4.4
West Gate	2016/6/2 13:30	1.0	<0.01	Fine	NW	4.5
West Gate	2016/6/2 13:40	1.0	<0.01	Fine	NNW	4.1
West Gate	2016/6/2 13:50	1.0	<0.01	Fine	NNW	5.2
West Gate	2016/6/2 14:00	1.0	<0.01	Fine	NW	3.3
West Gate	2016/6/2 14:10	1.0	<0.01	Fine	NNW	4.0
West Gate	2016/6/2 14:20	1.0	<0.01	Fine	NW	4.7
West Gate	2016/6/2 14:30	1.0	<0.01	Fine	NW	5.3
West Gate	2016/6/2 14:40	1.0	<0.01	Fine	WNW	4.5
West Gate	2016/6/2 14:50	1.0	<0.01	Fine	WNW	4.1
West Gate	2016/6/2 15:00	1.0	<0.01	Fine	WNW	4.3
West Gate	2016/6/2 15:10	1.0	<0.01	Fine	WNW	4.9
West Gate	2016/6/2 15:20	1.0	<0.01	Fine	WNW	4.6
West Gate	2016/6/2 15:30	1.0	<0.01	Fine	NW	4.6
West Gate	2016/6/2 15:40	1.0	<0.01	Fine	WNW	3.3
West Gate	2016/6/2 15:50	1.0	<0.01	Fine	NW	3.5
West Gate	2016/6/2 16:00	1.0	<0.01	Fine	WNW	4.9
West Gate	2016/6/2 16:10	1.0	<0.01	Fine	NW	4.4
West Gate	2016/6/2 16:20	1.0	<0.01	Fine	NW	3.9
West Gate	2016/6/2 16:30	1.0	<0.01	Fine	NNW	4.3
West Gate	2016/6/2 16:40	1.0	<0.01	Fine	NW	3.4
West Gate	2016/6/2 16:50	1.0	<0.01	Fine	NNW	4.5
West Gate	2016/6/2 17:00	1.0	<0.01	Fine	NNW	4.5
West Gate	2016/6/2 17:10	1.0	<0.01	Fine	NNW	4.0
West Gate	2016/6/2 17:20	1.0	<0.01	Fine	NNW	2.1
West Gate	2016/6/2 17:30	1.0	<0.01	Fine	NW	3.5
West Gate	2016/6/2 17:40	1.0	<0.01	Fine	NNW	2.9
West Gate	2016/6/2 17:50	1.0	<0.01	Fine	NW	3.0
West Gate	2016/6/2 18:00	1.0	<0.01	Fine	NW	4.1
West Gate	2016/6/2 18:10	1.0	<0.01	Fine	WNW	3.7
West Gate	2016/6/2 18:20	1.0	<0.01	Fine	NW	2.8
West Gate	2016/6/2 18:30	1.0	<0.01	Fine	NW	3.1
West Gate	2016/6/2 18:40	1.0	<0.01	Fine	NNW	3.2
West Gate	2016/6/2 18:50	1.0	<0.01	Fine	NNW	2.5
West Gate	2016/6/2 19:00	1.0	<0.01	Fine	NNW	2.6
West Gate	2016/6/2 19:10	1.0	<0.01	Fine	WNW	4.2
West Gate	2016/6/2 19:20	1.0	<0.01	Fine	NW	3.1
West Gate	2016/6/2 19:30	1.0	<0.01	Fine	NW	3.4
West Gate	2016/6/2 19:40	1.0	<0.01	Fine	WNW	3.8
West Gate	2016/6/2 19:50	1.0	<0.01	Fine	NW	2.3
West Gate	2016/6/2 20:00	1.0	<0.01	Fine	NNW	2.6
West Gate	2016/6/2 20:10	1.0	<0.01	Fine	NW	2.5
West Gate	2016/6/2 20:20	1.0	<0.01	Fine	WNW	3.9
West Gate	2016/6/2 20:30	1.0	<0.01	Fine	WNW	4.0
West Gate	2016/6/2 20:40	1.0	<0.01	Fine	NW	2.6
West Gate	2016/6/2 20:50	1.0	<0.01	Fine	N	2.3
West Gate	2016/6/2 21:00	1.0	<0.01	Fine	NNW	2.0
West Gate	2016/6/2 21:10	1.0	<0.01	Fine	NNW	1.7
West Gate	2016/6/2 21:20	1.0	<0.01	Fine	N	2.8
West Gate	2016/6/2 21:30	1.0	<0.01	Fine	NNW	1.9
West Gate	2016/6/2 21:40	1.0	<0.01	Fine	NNW	2.1
West Gate	2016/6/2 21:50	1.0	<0.01	Fine	NW	1.7
West Gate	2016/6/2 22:00	1.0	<0.01	Fine	NW	2.3
West Gate	2016/6/2 22:10	1.0	<0.01	Fine	NW	2.3
West Gate	2016/6/2 22:20	1.0	<0.01	Fine	NNW	2.3
West Gate	2016/6/2 22:30	1.0	<0.01	Fine	NNW	2.4
West Gate	2016/6/2 22:40	1.0	<0.01	Fine	NW	1.9
West Gate	2016/6/2 22:50	1.0	<0.01	Fine	NW	1.5
West Gate	2016/6/2 23:00	1.0	<0.01	Fine	NW	1.4
West Gate	2016/6/2 23:10	1.0	<0.01	Fine	NW	1.2
West Gate	2016/6/2 23:20	1.0	<0.01	Fine	NW	1.0
West Gate	2016/6/2 23:30	1.0	<0.01	Fine	NNW	1.5
West Gate	2016/6/2 23:40	1.0	<0.01	Fine	NW	2.2
West Gate	2016/6/2 23:50	1.0	<0.01	Fine	NW	2.4

Fukushima Daiichi Nuclear Power Plant

2016/6/2
as of 23:50

周辺監視区域 : supervised outside area
敷地境界 : site boundary

 周辺監視区域
 敷地境界



※Reference data indicate the normal fluctuation range of airborne radiation rate.