

Fixed point Monitoring Status by Temporary Monitoring Post at Fukushima Daiichi Nuclear Power Station

Date	Radiation Dose Rate (μ Sv/h) At the Main Buiding	Radiation Dose Rate (μ Sv/h) At the Main Gate	Radiation Dose Rate (μ Sv/h) At the West Gate
2016/6/1 0:00	17	1	2
2016/6/1 0:30	17	1	2
2016/6/1 1:00	17	1	2
2016/6/1 1:30	17	1	2
2016/6/1 2:00	17	1	2
2016/6/1 2:30	17	1	2
2016/6/1 3:00	17	1	2
2016/6/1 3:30	17	1	2
2016/6/1 4:00	17	1	2
2016/6/1 4:30	17	1	2
2016/6/1 5:00	17	1	2
2016/6/1 5:30	17	1	2
2016/6/1 6:00	17	1	2
2016/6/1 6:30	17	1	2
2016/6/1 7:00	17	1	2
2016/6/1 7:30	17	1	2
2016/6/1 8:00	17	1	2
2016/6/1 8:30	17	1	2
2016/6/1 9:00	17	1	2
2016/6/1 9:30	17	1	2
2016/6/1 10:00	17	1	2
2016/6/1 10:30	17	1	2
2016/6/1 11:00	17	1	2
2016/6/1 11:30	17	1	2
2016/6/1 12:00	17	1	2
2016/6/1 12:30	17	1	2
2016/6/1 13:00	17	1	2
2016/6/1 13:30	17	1	2
2016/6/1 14:00	17	1	2
2016/6/1 14:30	17	1	2
2016/6/1 15:00	17	1	2
2016/6/1 15:30	17	1	2
2016/6/1 16:00	17	1	2
2016/6/1 16:30	17	1	2
2016/6/1 17:00	17	1	2
2016/6/1 17:30	17	1	2
2016/6/1 18:00	17	1	2
2016/6/1 18:30	17	1	2
2016/6/1 19:00	17	1	2
2016/6/1 19:30	17	1	2
2016/6/1 20:00	17	1	2
2016/6/1 20:30	17	1	2
2016/6/1 21:00	17	1	2
2016/6/1 21:30	17	1	2
2016/6/1 22:00	17	1	2
2016/6/1 22:30	17	1	2
2016/6/1 23:00	17	1	2
2016/6/1 23:30	17	1	2

福島第一原子力発電所 モニタリングポスト空間線量率

単位: $\mu\text{Sv}/\text{h}$

単位: m/s

日時	MP								スタック		感雨
	MP-1	MP-2	MP-3	MP-4	MP-5	MP-6	MP-7	MP-8	風向	風速	
2016/6/1 8:00	1.600	2.537	2.571	2.341	2.499	0.647	1.217	1.055	西	4.0	無
2016/6/1 8:10	1.602	2.537	2.570	2.342	2.498	0.648	1.220	1.053	西北西	4.6	無
2016/6/1 8:20	1.600	2.538	2.572	2.344	2.499	0.647	1.218	1.052	西	2.9	無
2016/6/1 8:30	1.600	2.537	2.574	2.344	2.502	0.650	1.219	1.051	西北西	8.6	無
2016/6/1 8:40	1.598	2.535	2.573	2.345	2.503	0.651	1.220	1.054	西北西	9.4	無
2016/6/1 8:50	1.602	2.538	2.578	2.348	2.509	0.651	1.221	1.054	西北西	5.9	無
2016/6/1 9:00	1.602	2.543	2.577	2.349	2.509	0.652	1.220	1.054	西北西	6.5	無
2016/6/1 9:10	1.605	2.547	2.580	2.349	2.508	0.651	1.221	1.055	西北西	7.2	無
2016/6/1 9:20	1.605	2.547	2.579	2.349	2.509	0.651	1.219	1.055	西	10.5	無
2016/6/1 9:30	1.602	2.547	2.578	2.350	2.510	0.651	1.222	1.055	西北西	8.9	無
2016/6/1 9:40	1.605	2.545	2.581	2.349	2.512	0.652	1.221	1.055	西北西	7.2	無
2016/6/1 9:50	1.597	2.545	2.582	2.350	2.513	0.652	1.223	1.056	西北西	6.5	無
2016/6/1 10:00	1.592	2.538	2.582	2.354	2.516	0.651	1.223	1.056	西	7.1	無
2016/6/1 10:10	1.593	2.547	2.584	2.355	2.516	0.653	1.223	1.055	西北西	8.7	無
2016/6/1 10:20	1.597	2.547	2.585	2.356	2.519	0.652	1.225	1.057	西北西	8.1	無
2016/6/1 10:30	1.598	2.550	2.585	2.353	2.522	0.653	1.224	1.057	西北西	8.2	無
2016/6/1 10:40	1.600	2.548	2.585	2.354	2.523	0.651	1.225	1.056	西	7.3	無
2016/6/1 10:50	1.600	2.547	2.592	2.354	2.526	0.652	1.226	1.055	西南西	8.3	無
2016/6/1 11:00	1.603	2.552	2.590	2.356	2.524	0.655	1.227	1.057	西	8.0	無
2016/6/1 11:10	1.603	2.557	2.590	2.350	2.531	0.655	1.225	1.057	西	9.1	無
2016/6/1 11:20	1.602	2.562	2.590	2.355	2.533	0.655	1.224	1.056	西	7.1	無
2016/6/1 11:30	1.595	2.563	2.597	2.354	2.530	0.654	1.228	1.059	西	10.9	無
2016/6/1 11:40	1.592	2.558	2.594	2.352	2.531	0.655	1.228	1.059	西	7.9	無
2016/6/1 11:50	1.590	2.558	2.594	2.355	2.535	0.654	1.228	1.058	西	8.9	無
2016/6/1 12:00	1.592	2.562	2.596	2.357	2.532	0.655	1.228	1.061	西	10.0	無
2016/6/1 12:10	1.590	2.563	2.593	2.357	2.535	0.653	1.227	1.058	西	10.4	無
2016/6/1 12:20	1.593	2.563	2.596	2.356	2.539	0.653	1.229	1.059	西	8.6	無
2016/6/1 12:30	1.593	2.560	2.596	2.359	2.540	0.655	1.226	1.058	西	7.6	無
2016/6/1 12:40	1.597	2.562	2.599	2.361	2.542	0.656	1.229	1.060	西南西	9.8	無
2016/6/1 12:50	1.598	2.565	2.600	2.359	2.542	0.655	1.228	1.058	西南西	10.4	無
2016/6/1 13:00	1.605	2.568	2.600	2.361	2.543	0.658	1.228	1.059	西南西	7.9	無
2016/6/1 13:10	1.602	2.575	2.603	2.360	2.546	0.656	1.231	1.061	西南西	10.3	無
2016/6/1 13:20	1.605	2.573	2.604	2.364	2.545	0.656	1.231	1.059	西南西	8.5	無
2016/6/1 13:30	1.605	2.577	2.601	2.364	2.546	0.654	1.231	1.060	西	9.3	無
2016/6/1 13:40	1.603	2.575	2.600	2.364	2.546	0.657	1.230	1.060	西	9.7	無
2016/6/1 13:50	1.610	2.572	2.602	2.362	2.545	0.656	1.229	1.059	西	8.8	無
2016/6/1 14:00	1.608	2.572	2.603	2.368	2.545	0.657	1.231	1.059	西	12.2	無

日時	MP								スタック		感雨
	MP-1	MP-2	MP-3	MP-4	MP-5	MP-6	MP-7	MP-8	風向	風速	
2016/6/1 14:10	1.615	2.572	2.608	2.367	2.546	0.657	1.229	1.060	西	10.1	無
2016/6/1 14:20	1.623	2.575	2.604	2.367	2.545	0.657	1.229	1.059	西	12.8	無
2016/6/1 14:30	1.615	2.572	2.606	2.365	2.549	0.655	1.229	1.060	西	10.3	無
2016/6/1 14:40	1.608	2.570	2.605	2.365	2.552	0.658	1.228	1.061	西	12.5	無
2016/6/1 14:50	1.602	2.573	2.606	2.368	2.547	0.657	1.229	1.061	西	11.6	無
2016/6/1 15:00	1.603	2.575	2.604	2.371	2.551	0.656	1.229	1.061	西	13.0	無
2016/6/1 15:10	1.612	2.572	2.611	2.369	2.554	0.657	1.230	1.063	西	11.6	無
2016/6/1 15:20	1.615	2.575	2.606	2.368	2.548	0.659	1.230	1.063	西	11.3	無
2016/6/1 15:30	1.620	2.575	2.607	2.369	2.549	0.658	1.230	1.059	西北西	13.5	無
2016/6/1 15:40	1.620	2.572	2.607	2.370	2.548	0.656	1.230	1.060	西	9.9	無
2016/6/1 15:50	1.618	2.573	2.614	2.370	2.551	0.656	1.230	1.060	西北西	13.9	無
2016/6/1 16:00	1.620	2.573	2.612	2.370	2.550	0.656	1.226	1.060	西	10.8	無
2016/6/1 16:10	1.617	2.575	2.608	2.369	2.550	0.656	1.230	1.061	西	7.7	無
2016/6/1 16:20	1.617	2.573	2.609	2.370	2.551	0.656	1.230	1.059	西	7.9	無
2016/6/1 16:30	1.620	2.570	2.607	2.372	2.552	0.658	1.228	1.062	西	9.5	無
2016/6/1 16:40	1.620	2.575	2.608	2.369	2.551	0.657	1.230	1.061	西	11.4	無
2016/6/1 16:50	1.617	2.575	2.607	2.371	2.552	0.657	1.229	1.060	西	12.2	無
2016/6/1 17:00	1.615	2.573	2.608	2.373	2.552	0.658	1.231	1.061	西	11.9	無
2016/6/1 17:10	1.615	2.570	2.612	2.373	2.553	0.658	1.229	1.060	西	8.6	無
2016/6/1 17:20	1.618	2.570	2.610	2.371	2.547	0.657	1.230	1.062	西北西	11.6	無
2016/6/1 17:30	1.617	2.572	2.610	2.370	2.551	0.657	1.230	1.060	西北西	10.9	無
2016/6/1 17:40	1.620	2.572	2.614	2.371	2.551	0.656	1.229	1.060	西	9.5	無
2016/6/1 17:50	1.617	2.573	2.614	2.369	2.549	0.657	1.227	1.060	西北西	11.0	無
2016/6/1 18:00	1.620	2.573	2.615	2.373	2.550	0.658	1.228	1.061	西北西	11.7	無
2016/6/1 18:10	1.615	2.568	2.615	2.371	2.551	0.655	1.229	1.062	西北西	11.8	無
2016/6/1 18:20	1.613	2.570	2.613	2.369	2.552	0.654	1.229	1.060	西北西	12.2	無
2016/6/1 18:30	1.617	2.570	2.614	2.372	2.550	0.657	1.230	1.061	西北西	6.7	無
2016/6/1 18:40	1.617	2.568	2.613	2.374	2.555	0.656	1.230	1.061	西北西	8.3	無
2016/6/1 18:50	1.615	2.568	2.615	2.372	2.551	0.657	1.229	1.062	西北西	8.7	無
2016/6/1 19:00	1.620	2.570	2.610	2.371	2.550	0.656	1.227	1.063	西北西	11.0	無
2016/6/1 19:10	1.613	2.572	2.609	2.370	2.555	0.657	1.228	1.062	西北西	10.4	無
2016/6/1 19:20	1.615	2.568	2.611	2.378	2.558	0.657	1.228	1.062	西北西	12.1	無
2016/6/1 19:30	1.617	2.568	2.611	2.375	2.552	0.655	1.228	1.063	西北西	13.1	無
2016/6/1 19:40	1.615	2.570	2.613	2.376	2.555	0.657	1.228	1.065	西	12.7	無
2016/6/1 19:50	1.615	2.567	2.610	2.378	2.554	0.654	1.227	1.062	西	11.1	無
2016/6/1 20:00	1.615	2.565	2.609	2.376	2.552	0.657	1.228	1.063	西	9.2	無

日時	MP								スタック		感雨
	MP-1	MP-2	MP-3	MP-4	MP-5	MP-6	MP-7	MP-8	風向	風速	
2016/6/1 20:10	1.617	2.565	2.610	2.374	2.553	0.657	1.228	1.063	西	8.1	無
2016/6/1 20:20	1.612	2.567	2.608	2.375	2.552	0.657	1.228	1.064	西	7.3	無
2016/6/1 20:30	1.612	2.567	2.611	2.376	2.553	0.658	1.230	1.064	西	8.3	無
2016/6/1 20:40	1.613	2.567	2.612	2.377	2.555	0.658	1.230	1.062	西	6.8	無
2016/6/1 20:50	1.612	2.570	2.607	2.377	2.555	0.657	1.231	1.063	西	5.3	無
2016/6/1 21:00	1.617	2.567	2.606	2.378	2.551	0.656	1.233	1.062	西	7.2	無
2016/6/1 21:10	1.612	2.565	2.610	2.372	2.553	0.656	1.230	1.062	西	6.7	無
2016/6/1 21:20	1.612	2.567	2.609	2.374	2.553	0.657	1.230	1.060	西	7.9	無
2016/6/1 21:30	1.613	2.567	2.609	2.375	2.554	0.656	1.231	1.061	西	7.2	無
2016/6/1 21:40	1.613	2.568	2.609	2.374	2.553	0.658	1.232	1.062	西	8.3	無
2016/6/1 21:50	1.613	2.567	2.607	2.378	2.556	0.659	1.232	1.061	西北西	9.3	無
2016/6/1 22:00	1.615	2.568	2.605	2.375	2.553	0.657	1.231	1.061	西北西	7.5	無
2016/6/1 22:10	1.615	2.563	2.607	2.376	2.556	0.657	1.231	1.063	西北西	8.1	無
2016/6/1 22:20	1.613	2.562	2.607	2.377	2.554	0.657	1.231	1.063	西	7.8	無
2016/6/1 22:30	1.612	2.565	2.607	2.373	2.553	0.657	1.233	1.061	西	7.4	無
2016/6/1 22:40	1.610	2.562	2.608	2.377	2.554	0.657	1.229	1.063	西北西	8.3	無
2016/6/1 22:50	1.608	2.563	2.605	2.374	2.553	0.658	1.229	1.060	西北西	7.3	無
2016/6/1 23:00	1.610	2.562	2.605	2.375	2.554	0.655	1.232	1.063	西北西	6.2	無
2016/6/1 23:10	1.607	2.562	2.610	2.371	2.551	0.657	1.231	1.060	西北西	8.1	無
2016/6/1 23:20	1.612	2.562	2.605	2.376	2.550	0.655	1.229	1.061	西北西	6.7	無
2016/6/1 23:30	1.613	2.562	2.605	2.374	2.552	0.656	1.231	1.062	西北西	7.7	無
2016/6/1 23:40	1.613	2.563	2.608	2.373	2.549	0.656	1.229	1.059	北西	4.1	無
2016/6/1 23:50	1.610	2.563	2.608	2.373	2.550	0.658	1.229	1.063	北北西	3.7	無
2016/6/2 0:00	1.612	2.562	2.605	2.376	2.555	0.656	1.230	1.062	北西	4.1	無
2016/6/2 0:10	1.612	2.560	2.608	2.374	2.548	0.655	1.231	1.062	北西	4.4	無
2016/6/2 0:20	1.610	2.562	2.604	2.373	2.550	0.657	1.231	1.064	北西	4.8	無
2016/6/2 0:30	1.610	2.558	2.605	2.375	2.549	0.657	1.231	1.060	北西	5.9	無
2016/6/2 0:40	1.608	2.560	2.610	2.372	2.547	0.655	1.230	1.062	北西	5.3	無
2016/6/2 0:50	1.608	2.563	2.610	2.373	2.551	0.656	1.229	1.060	北西	5.0	無
2016/6/2 1:00	1.610	2.562	2.607	2.374	2.549	0.657	1.230	1.062	北西	4.7	無
2016/6/2 1:10	1.613	2.562	2.609	2.373	2.545	0.658	1.229	1.061	北北西	5.8	無
2016/6/2 1:20	1.612	2.560	2.606	2.374	2.551	0.657	1.229	1.061	北西	3.8	無
2016/6/2 1:30	1.610	2.560	2.604	2.372	2.545	0.655	1.230	1.061	北西	3.9	無
2016/6/2 1:40	1.610	2.560	2.605	2.373	2.549	0.658	1.232	1.063	西北西	6.6	無
2016/6/2 1:50	1.607	2.560	2.606	2.372	2.546	0.657	1.231	1.062	西北西	8.0	無
2016/6/2 2:00	1.608	2.560	2.605	2.372	2.548	0.656	1.230	1.065	西北西	8.1	無

日時	MP								スタック		感雨
	MP-1	MP-2	MP-3	MP-4	MP-5	MP-6	MP-7	MP-8	風向	風速	
2016/6/2 2:10	1.607	2.560	2.606	2.371	2.548	0.656	1.229	1.060	西北西	5.0	無
2016/6/2 2:20	1.610	2.562	2.606	2.371	2.549	0.656	1.230	1.063	西北西	5.8	無
2016/6/2 2:30	1.612	2.560	2.606	2.376	2.552	0.655	1.230	1.062	北西	2.6	無
2016/6/2 2:40	1.608	2.563	2.604	2.375	2.550	0.655	1.231	1.060	北西	2.9	無
2016/6/2 2:50	1.607	2.560	2.606	2.373	2.548	0.657	1.231	1.064	西	5.6	無
2016/6/2 3:00	1.608	2.558	2.609	2.375	2.548	0.654	1.231	1.060	西	6.8	無
2016/6/2 3:10	1.608	2.560	2.609	2.375	2.548	0.654	1.230	1.063	西北西	6.3	無
2016/6/2 3:20	1.608	2.558	2.604	2.369	2.548	0.657	1.229	1.060	西	5.7	無
2016/6/2 3:30	1.610	2.558	2.601	2.372	2.548	0.657	1.232	1.061	西	6.6	無
2016/6/2 3:40	1.607	2.560	2.607	2.373	2.546	0.655	1.230	1.060	西	5.5	無
2016/6/2 3:50	1.610	2.560	2.604	2.374	2.548	0.654	1.230	1.061	西	5.0	無
2016/6/2 4:00	1.610	2.560	2.605	2.374	2.544	0.655	1.229	1.060	西	4.8	無
2016/6/2 4:10	1.608	2.562	2.605	2.372	2.541	0.654	1.229	1.060	西	4.9	無
2016/6/2 4:20	1.608	2.562	2.605	2.372	2.546	0.655	1.229	1.059	西	5.5	無
2016/6/2 4:30	1.608	2.558	2.607	2.369	2.547	0.654	1.229	1.061	西	5.6	無
2016/6/2 4:40	1.607	2.557	2.602	2.366	2.545	0.655	1.230	1.061	西	6.3	無
2016/6/2 4:50	1.607	2.557	2.600	2.372	2.544	0.655	1.231	1.063	西	6.3	無
2016/6/2 5:00	1.605	2.558	2.604	2.369	2.548	0.656	1.230	1.061	西	3.9	無
2016/6/2 5:10	1.607	2.558	2.604	2.371	2.543	0.655	1.228	1.061	西北西	1.4	無
2016/6/2 5:20	1.610	2.558	2.604	2.372	2.547	0.652	1.230	1.063	北西	1.4	無
2016/6/2 5:30	1.608	2.555	2.605	2.370	2.542	0.653	1.231	1.061	北北西	1.4	無
2016/6/2 5:40	1.608	2.560	2.600	2.366	2.548	0.649	1.229	1.061	北西	1.5	無
2016/6/2 5:50	1.610	2.557	2.604	2.367	2.545	0.652	1.230	1.063	北西	3.1	無
2016/6/2 6:00	1.610	2.558	2.607	2.372	2.544	0.653	1.230	1.063	西北西	4.9	無
2016/6/2 6:10	1.610	2.560	2.605	2.369	2.549	0.655	1.230	1.060	西北西	5.6	無
2016/6/2 6:20	1.610	2.560	2.607	2.374	2.547	0.654	1.229	1.061	西北西	4.4	無
2016/6/2 6:30	1.608	2.558	2.608	2.373	2.545	0.654	1.233	1.061	西北西	4.4	無
2016/6/2 6:40	1.610	2.560	2.607	2.376	2.546	0.652	1.230	1.062	西北西	4.8	無
2016/6/2 6:50	1.612	2.562	2.608	2.378	2.545	0.654	1.232	1.063	西北西	6.0	無
2016/6/2 7:00	1.612	2.560	2.609	2.376	2.551	0.653	1.234	1.064	西北西	5.0	無
2016/6/2 7:10	1.613	2.565	2.609	2.379	2.549	0.651	1.230	1.065	西	5.9	無
2016/6/2 7:20	1.613	2.562	2.607	2.374	2.548	0.651	1.230	1.064	西北西	6.1	無
2016/6/2 7:30	1.612	2.562	2.613	2.376	2.551	0.652	1.226	1.063	西北西	5.6	無
2016/6/2 7:40	1.612	2.563	2.613	2.378	2.543	0.651	1.227	1.063	西	4.8	無
2016/6/2 7:50	1.608	2.565	2.610	2.378	2.543	0.652	1.227	1.062	西	7.9	無
2016/6/2 8:00	1.613	2.565	2.609	2.380	2.550	0.652	1.229	1.059	西	5.2	無

風速が0.5m/s未満の場合「CALM」(静穏)、この時の風向を「-」と表記する。

Monitoring data by a monitoring car* at Fukushima Daiichi Nuclear Power Station (μ Sv/h)

* The data from monitoring car may deficit as the vehicle may change monitoring point.

*About the direction of the wind and the wind velocity,we are measuring with the weather observation meter of the 10m higher.

*"-": the wind velocity/"CALM":the wind direction is below 0.5m/s.

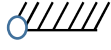

Measuring Point	Measurement Date	γ Ray	Neutron Ray	Weather	Wind Direction	Wind Velocity (m/s)
West Gate	2016/6/1 0:00	0.9	<0.01	Cloudy	W	2.3
West Gate	2016/6/1 0:10	1.0	<0.01	Cloudy	W	1.6
West Gate	2016/6/1 0:20	1.0	<0.01	Cloudy	WNW	1.1
West Gate	2016/6/1 0:30	1.0	<0.01	Cloudy	WSW	1.1
West Gate	2016/6/1 0:40	1.0	<0.01	Cloudy	WNW	1.3
West Gate	2016/6/1 0:50	1.0	<0.01	Cloudy	W	1.2
West Gate	2016/6/1 1:00	1.0	<0.01	Cloudy	SW	1.5
West Gate	2016/6/1 1:10	1.0	<0.01	Cloudy	WSW	1.6
West Gate	2016/6/1 1:20	1.0	<0.01	Cloudy	WSW	1.9
West Gate	2016/6/1 1:30	1.0	<0.01	Cloudy	SW	1.1
West Gate	2016/6/1 1:40	1.0	<0.01	Cloudy	W	1.4
West Gate	2016/6/1 1:50	1.0	<0.01	Cloudy	W	2.5
West Gate	2016/6/1 2:00	1.0	<0.01	Cloudy	WNW	2.0
West Gate	2016/6/1 2:10	1.0	<0.01	Cloudy	NNW	1.6
West Gate	2016/6/1 2:20	1.0	<0.01	Cloudy	NNW	1.7
West Gate	2016/6/1 2:30	1.0	<0.01	Cloudy	NNW	1.9
West Gate	2016/6/1 2:40	1.0	<0.01	Cloudy	NNW	1.7
West Gate	2016/6/1 2:50	1.0	<0.01	Cloudy	N	0.8
West Gate	2016/6/1 3:00	1.0	<0.01	Cloudy	NNW	0.9
West Gate	2016/6/1 3:10	1.0	<0.01	Cloudy	WNW	1.5
West Gate	2016/6/1 3:20	1.0	<0.01	Cloudy	WNW	3.5
West Gate	2016/6/1 3:30	1.0	<0.01	Cloudy	WNW	3.6
West Gate	2016/6/1 3:40	1.0	<0.01	Cloudy	NW	2.8
West Gate	2016/6/1 3:50	1.0	<0.01	Cloudy	W	2.3
West Gate	2016/6/1 4:00	1.0	<0.01	Cloudy	W	2.3
West Gate	2016/6/1 4:10	1.0	<0.01	Fine	W	2.5
West Gate	2016/6/1 4:20	1.0	<0.01	Fine	WSW	2.0
West Gate	2016/6/1 4:30	1.0	<0.01	Fine	W	2.0
West Gate	2016/6/1 4:40	1.0	<0.01	Fine	W	2.2
West Gate	2016/6/1 4:50	1.0	<0.01	Fine	W	2.3
West Gate	2016/6/1 5:00	1.0	<0.01	Fine	WSW	2.6
West Gate	2016/6/1 5:10	1.0	<0.01	Fine	SSW	1.9
West Gate	2016/6/1 5:20	1.0	<0.01	Fine	SSW	2.0
West Gate	2016/6/1 5:30	1.0	<0.01	Fine	SW	2.4
West Gate	2016/6/1 5:40	1.0	<0.01	Fine	WSW	2.5
West Gate	2016/6/1 5:50	1.0	<0.01	Fine	WSW	2.4
West Gate	2016/6/1 6:00	1.0	<0.01	Fine	WSW	2.5
West Gate	2016/6/1 6:10	1.0	<0.01	Fine	W	2.6
West Gate	2016/6/1 6:20	1.0	<0.01	Fine	W	3.1
West Gate	2016/6/1 6:30	1.0	<0.01	Fine	WSW	3.0
West Gate	2016/6/1 6:40	1.0	<0.01	Fine	WSW	2.9
West Gate	2016/6/1 6:50	1.0	<0.01	Fine	W	3.0
West Gate	2016/6/1 7:00	1.0	<0.01	Fine	W	4.0
West Gate	2016/6/1 7:10	1.0	<0.01	Fine	W	3.9
West Gate	2016/6/1 7:20	1.0	<0.01	Fine	WSW	2.4
West Gate	2016/6/1 7:30	1.0	<0.01	Fine	W	2.0
West Gate	2016/6/1 7:40	1.0	<0.01	Fine	W	3.2
West Gate	2016/6/1 7:50	1.0	<0.01	Fine	W	2.5
West Gate	2016/6/1 8:00	1.0	<0.01	Fine	W	2.3
West Gate	2016/6/1 8:10	1.0	<0.01	Fine	W	2.0
West Gate	2016/6/1 8:20	1.0	<0.01	Fine	W	1.6
West Gate	2016/6/1 8:30	1.0	<0.01	Fine	W	3.7
West Gate	2016/6/1 8:40	1.0	<0.01	Fine	W	4.5
West Gate	2016/6/1 8:50	1.0	<0.01	Fine	WNW	3.5
West Gate	2016/6/1 9:00	1.0	<0.01	Fine	WNW	3.3
West Gate	2016/6/1 9:10	1.0	<0.01	Fine	W	4.1
West Gate	2016/6/1 9:20	1.0	<0.01	Fine	WNW	5.0
West Gate	2016/6/1 9:30	1.0	<0.01	Fine	WNW	4.8
West Gate	2016/6/1 9:40	1.0	<0.01	Fine	WNW	5.0
West Gate	2016/6/1 9:50	1.0	<0.01	Fine	WNW	4.0
West Gate	2016/6/1 10:00	1.0	<0.01	Fine	WNW	4.3
West Gate	2016/6/1 10:10	1.0	<0.01	Fine	WNW	4.5
West Gate	2016/6/1 10:20	1.0	<0.01	Fine	WNW	5.0
West Gate	2016/6/1 10:30	1.0	<0.01	Fine	WNW	4.8
West Gate	2016/6/1 10:40	1.0	<0.01	Fine	W	4.6
West Gate	2016/6/1 10:50	1.0	<0.01	Fine	W	5.2
West Gate	2016/6/1 11:00	1.0	<0.01	Fine	W	5.2
West Gate	2016/6/1 11:10	1.0	<0.01	Fine	W	4.9

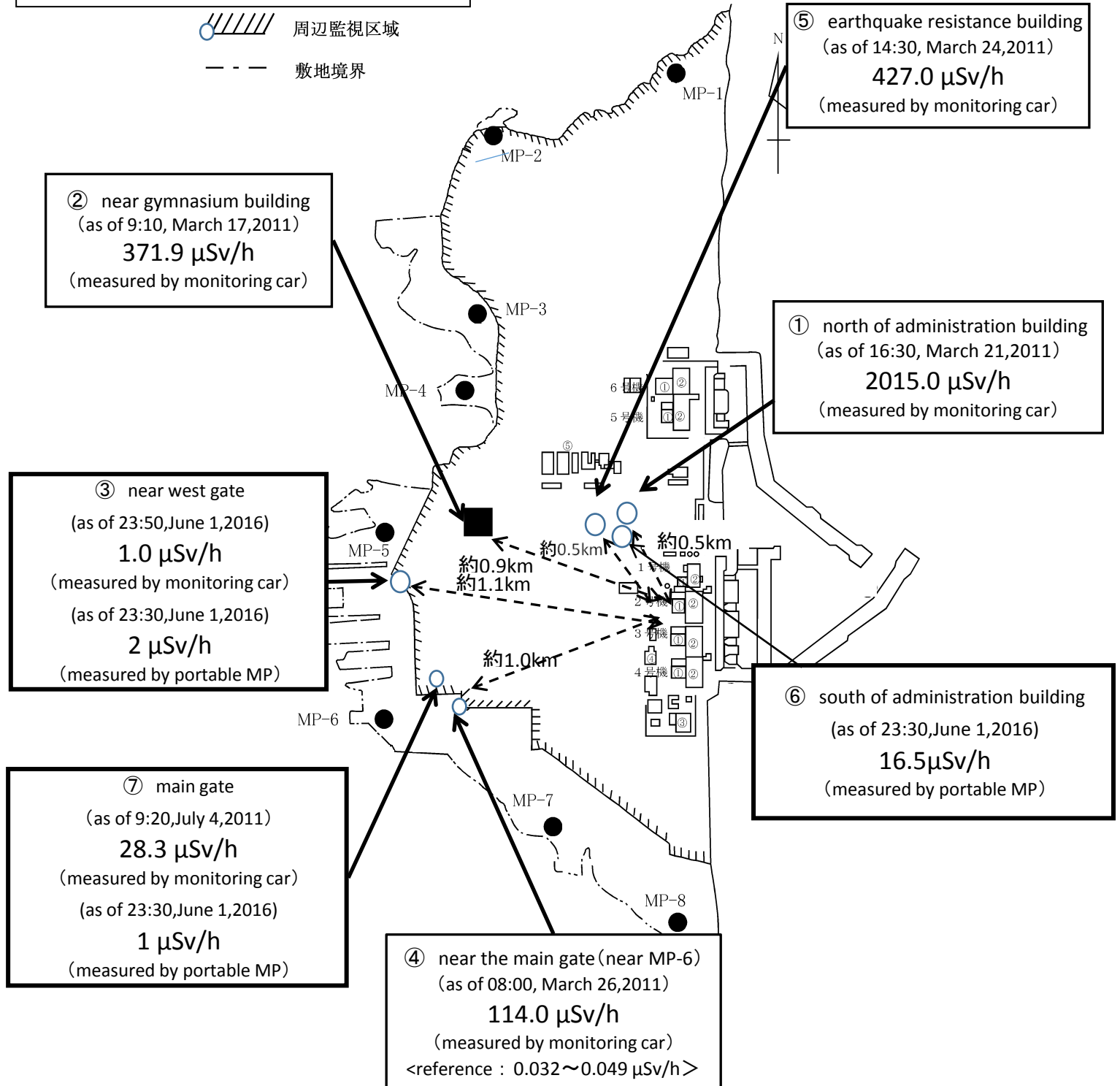
Measuring Point	Measurement Date	γ Ray	Neutron Ray	Weather	Wind Direction	Wind Velocity (m/s)
West Gate	2016/6/1 11:20	1.0	<0.01	Fine	W	4.3
West Gate	2016/6/1 11:30	1.0	<0.01	Fine	W	5.8
West Gate	2016/6/1 11:40	1.0	<0.01	Fine	W	5.7
West Gate	2016/6/1 11:50	1.0	<0.01	Fine	W	6.1
West Gate	2016/6/1 12:00	1.0	<0.01	Fine	W	6.1
West Gate	2016/6/1 12:10	1.0	<0.01	Fine	W	7.2
West Gate	2016/6/1 12:20	1.0	<0.01	Fine	W	5.3
West Gate	2016/6/1 12:30	1.0	<0.01	Fine	W	4.5
West Gate	2016/6/1 12:40	1.0	<0.01	Fine	W	6.1
West Gate	2016/6/1 12:50	1.0	<0.01	Fine	W	5.6
West Gate	2016/6/1 13:00	1.0	<0.01	Fine	W	5.4
West Gate	2016/6/1 13:10	1.0	<0.01	Fine	W	6.8
West Gate	2016/6/1 13:20	1.0	<0.01	Fine	W	5.6
West Gate	2016/6/1 13:30	1.0	<0.01	Fine	W	5.6
West Gate	2016/6/1 13:40	1.0	<0.01	Fine	W	5.9
West Gate	2016/6/1 13:50	1.0	<0.01	Fine	W	5.6
West Gate	2016/6/1 14:00	1.0	<0.01	Fine	W	6.9
West Gate	2016/6/1 14:10	1.0	<0.01	Fine	W	7.2
West Gate	2016/6/1 14:20	1.0	<0.01	Fine	W	7.3
West Gate	2016/6/1 14:30	1.0	<0.01	Fine	W	6.9
West Gate	2016/6/1 14:40	1.0	<0.01	Fine	W	7.7
West Gate	2016/6/1 14:50	1.0	<0.01	Fine	W	7.1
West Gate	2016/6/1 15:00	1.0	<0.01	Fine	W	6.9
West Gate	2016/6/1 15:10	1.0	<0.01	Fine	W	7.1
West Gate	2016/6/1 15:20	1.0	<0.01	Fine	W	6.6
West Gate	2016/6/1 15:30	1.0	<0.01	Fine	W	7.4
West Gate	2016/6/1 15:40	1.0	<0.01	Fine	W	6.6
West Gate	2016/6/1 15:50	1.0	<0.01	Fine	W	7.4
West Gate	2016/6/1 16:00	1.0	<0.01	Fine	W	6.5
West Gate	2016/6/1 16:10	1.0	<0.01	Fine	W	4.6
West Gate	2016/6/1 16:20	1.0	<0.01	Fine	W	4.5
West Gate	2016/6/1 16:30	1.0	<0.01	Fine	W	4.8
West Gate	2016/6/1 16:40	1.0	<0.01	Fine	W	7.1
West Gate	2016/6/1 16:50	1.0	<0.01	Fine	W	7.6
West Gate	2016/6/1 17:00	1.0	<0.01	Fine	W	6.5
West Gate	2016/6/1 17:10	1.0	<0.01	Fine	W	4.9
West Gate	2016/6/1 17:20	1.0	<0.01	Fine	W	5.9
West Gate	2016/6/1 17:30	1.0	<0.01	Fine	W	6.1
West Gate	2016/6/1 17:40	1.0	<0.01	Fine	WNW	5.9
West Gate	2016/6/1 17:50	1.0	<0.01	Fine	WNW	7.6
West Gate	2016/6/1 18:00	1.0	<0.01	Fine	WNW	6.8
West Gate	2016/6/1 18:10	1.0	<0.01	Fine	WNW	6.6
West Gate	2016/6/1 18:20	1.0	<0.01	Fine	WNW	5.4
West Gate	2016/6/1 18:30	1.0	<0.01	Fine	WNW	3.5
West Gate	2016/6/1 18:40	1.0	<0.01	Fine	WNW	4.9
West Gate	2016/6/1 18:50	1.0	<0.01	Fine	WNW	5.0
West Gate	2016/6/1 19:00	1.0	<0.01	Fine	WNW	6.7
West Gate	2016/6/1 19:10	1.0	<0.01	Fine	W	4.9
West Gate	2016/6/1 19:20	1.0	<0.01	Fine	WNW	7.9
West Gate	2016/6/1 19:30	1.0	<0.01	Fine	WNW	8.6
West Gate	2016/6/1 19:40	1.0	<0.01	Fine	WNW	7.2
West Gate	2016/6/1 19:50	1.0	<0.01	Fine	W	5.3
West Gate	2016/6/1 20:00	1.0	<0.01	Fine	W	5.4
West Gate	2016/6/1 20:10	1.0	<0.01	Fine	W	4.3
West Gate	2016/6/1 20:20	1.0	<0.01	Fine	W	4.0
West Gate	2016/6/1 20:30	1.0	<0.01	Fine	W	4.6
West Gate	2016/6/1 20:40	1.0	<0.01	Fine	W	4.4
West Gate	2016/6/1 20:50	1.0	<0.01	Fine	W	3.7
West Gate	2016/6/1 21:00	1.0	<0.01	Fine	W	3.0
West Gate	2016/6/1 21:10	1.0	<0.01	Fine	W	3.6
West Gate	2016/6/1 21:20	1.0	<0.01	Fine	W	3.9
West Gate	2016/6/1 21:30	1.0	<0.01	Fine	W	4.0
West Gate	2016/6/1 21:40	1.0	<0.01	Fine	WNW	4.0
West Gate	2016/6/1 21:50	1.0	<0.01	Fine	WNW	4.3
West Gate	2016/6/1 22:00	1.0	<0.01	Fine	WNW	2.9
West Gate	2016/6/1 22:10	1.0	<0.01	Fine	WNW	3.3
West Gate	2016/6/1 22:20	1.0	<0.01	Fine	WNW	3.5
West Gate	2016/6/1 22:30	1.0	<0.01	Fine	WNW	3.2
West Gate	2016/6/1 22:40	1.0	<0.01	Fine	WNW	3.4
West Gate	2016/6/1 22:50	1.0	<0.01	Fine	WNW	3.5
West Gate	2016/6/1 23:00	1.0	<0.01	Fine	WNW	2.4
West Gate	2016/6/1 23:10	1.0	<0.01	Fine	WNW	3.1
West Gate	2016/6/1 23:20	1.0	<0.01	Fine	WNW	3.2
West Gate	2016/6/1 23:30	1.0	<0.01	Fine	W	3.2
West Gate	2016/6/1 23:40	1.0	<0.01	Fine	NW	1.7
West Gate	2016/6/1 23:50	1.0	<0.01	Fine	NW	1.7

Fukushima Daiichi Nuclear Power Plant

2016/6/1
as of 23:50

周辺監視区域: supervised outside area
敷地境界: site boundary

 周辺監視区域
 敷地境界



※Reference data indicate the normal fluctuation range of airborne radiation rate.