

## Fixed point Monitoring Status by Temporary Monitoring Post at Fukushima Daiichi Nuclear Power Station

Date	Radiation Dose Rate ( $\mu$ Sv/h) At the Main Buiding	Radiation Dose Rate ( $\mu$ Sv/h) At the Main Gate	Radiation Dose Rate ( $\mu$ Sv/h) At the West Gate
2016/4/13 0:00	19	2	2
2016/4/13 0:30	19	2	2
2016/4/13 1:00	19	2	2
2016/4/13 1:30	19	2	2
2016/4/13 2:00	19	2	2
2016/4/13 2:30	19	2	2
2016/4/13 3:00	19	2	2
2016/4/13 3:30	19	2	2
2016/4/13 4:00	19	2	2
2016/4/13 4:30	19	2	2
2016/4/13 5:00	19	2	2
2016/4/13 5:30	19	2	2
2016/4/13 6:00	19	2	2
2016/4/13 6:30	19	2	2
2016/4/13 7:00	19	2	2
2016/4/13 7:30	19	2	2
2016/4/13 8:00	19	2	2
2016/4/13 8:30	19	2	2
2016/4/13 9:00	19	2	2
2016/4/13 9:30	19	2	2
2016/4/13 10:00	19	2	2
2016/4/13 10:30	19	2	2
2016/4/13 11:00	19	2	2
2016/4/13 11:30	19	2	2
2016/4/13 12:00	19	2	2
2016/4/13 12:30	19	2	2
2016/4/13 13:00	19	2	2
2016/4/13 13:30	19	2	2
2016/4/13 14:00	19	2	2
2016/4/13 14:30	19	2	2
2016/4/13 15:00	19	2	2
2016/4/13 15:30	19	2	2
2016/4/13 16:00	19	2	2
2016/4/13 16:30	19	2	2
2016/4/13 17:00	19	2	2
2016/4/13 17:30	19	2	2
2016/4/13 18:00	19	2	2
2016/4/13 18:30	19	2	2
2016/4/13 19:00	19	2	2
2016/4/13 19:30	19	2	2
2016/4/13 20:00	19	2	2
2016/4/13 20:30	19	2	2
2016/4/13 21:00	19	2	2
2016/4/13 21:30	19	2	2
2016/4/13 22:00	19	2	2
2016/4/13 22:30	19	2	2
2016/4/13 23:00	19	2	2
2016/4/13 23:30	19	2	2

福島第一原子力発電所 モニタリングポスト空間線量率

単位:  $\mu\text{Sv/h}$

単位:  $\text{m/s}$

日時	MP								スタック		感雨
	MP-1	MP-2	MP-3	MP-4	MP-5	MP-6	MP-7	MP-8	風向	風速	
2016/4/13 8:00	1.637	2.602	2.644	2.417	2.595	0.676	1.251	1.086	南	6.9	無
2016/4/13 8:10	1.635	2.602	2.647	2.413	2.599	0.675	1.250	1.086	南	9.2	無
2016/4/13 8:20	1.635	2.602	2.649	2.419	2.595	0.678	1.251	1.086	南	7.4	無
2016/4/13 8:30	1.640	2.603	2.647	2.418	2.598	0.677	1.250	1.083	南	8.1	無
2016/4/13 8:40	1.640	2.605	2.649	2.421	2.591	0.678	1.250	1.084	南	8.7	無
2016/4/13 8:50	1.640	2.607	2.650	2.420	2.593	0.676	1.250	1.085	南	6.8	無
2016/4/13 9:00	1.637	2.605	2.649	2.418	2.595	0.674	1.249	1.083	南南西	7.6	無
2016/4/13 9:10	1.642	2.608	2.649	2.418	2.594	0.672	1.250	1.084	南南西	10.0	無
2016/4/13 9:20	1.640	2.603	2.650	2.418	2.593	0.674	1.248	1.083	南	11.3	無
2016/4/13 9:30	1.640	2.603	2.649	2.422	2.597	0.673	1.249	1.083	南	8.8	無
2016/4/13 9:40	1.642	2.608	2.651	2.421	2.597	0.670	1.250	1.083	南	9.6	無
2016/4/13 9:50	1.640	2.608	2.652	2.424	2.599	0.670	1.251	1.081	南	12.8	無
2016/4/13 10:00	1.642	2.608	2.651	2.421	2.599	0.671	1.251	1.083	南	12.4	無
2016/4/13 10:10	1.640	2.607	2.647	2.423	2.599	0.671	1.250	1.083	南	8.4	無
2016/4/13 10:20	1.642	2.610	2.648	2.425	2.596	0.674	1.250	1.083	南	9.8	無
2016/4/13 10:30	1.642	2.610	2.649	2.426	2.592	0.675	1.247	1.083	南	8.6	無
2016/4/13 10:40	1.642	2.612	2.647	2.424	2.592	0.672	1.250	1.083	南南西	7.4	無
2016/4/13 10:50	1.643	2.610	2.645	2.423	2.596	0.669	1.250	1.085	南	8.8	無
2016/4/13 11:00	1.642	2.610	2.650	2.421	2.597	0.669	1.249	1.081	南	9.4	無
2016/4/13 11:10	1.638	2.612	2.649	2.423	2.597	0.672	1.251	1.083	南	7.6	無
2016/4/13 11:20	1.638	2.610	2.650	2.424	2.597	0.673	1.249	1.084	南南東	7.8	無
2016/4/13 11:30	1.637	2.607	2.650	2.422	2.599	0.675	1.251	1.081	南	7.8	無
2016/4/13 11:40	1.638	2.612	2.651	2.424	2.597	0.675	1.249	1.081	南	8.6	無
2016/4/13 11:50	1.640	2.607	2.654	2.424	2.599	0.675	1.249	1.081	南	11.6	無
2016/4/13 12:00	1.642	2.608	2.655	2.422	2.599	0.674	1.252	1.083	南	9.6	無
2016/4/13 12:10	1.643	2.612	2.656	2.423	2.601	0.675	1.250	1.084	南	10.8	無
2016/4/13 12:20	1.643	2.613	2.652	2.425	2.599	0.675	1.251	1.083	南南西	10.1	無
2016/4/13 12:30	1.642	2.612	2.657	2.425	2.600	0.675	1.251	1.084	南南西	8.3	無
2016/4/13 12:40	1.640	2.610	2.654	2.429	2.603	0.676	1.251	1.085	南	9.9	無
2016/4/13 12:50	1.642	2.607	2.657	2.425	2.603	0.675	1.251	1.083	南	8.3	無
2016/4/13 13:00	1.642	2.610	2.652	2.425	2.601	0.675	1.253	1.083	南南西	8.4	無
2016/4/13 13:10	1.642	2.608	2.652	2.423	2.601	0.676	1.253	1.083	南南西	7.2	無
2016/4/13 13:20	1.643	2.608	2.652	2.428	2.599	0.675	1.253	1.082	南	9.0	無
2016/4/13 13:30	1.642	2.610	2.655	2.428	2.600	0.676	1.253	1.083	南	9.2	無
2016/4/13 13:40	1.645	2.608	2.653	2.424	2.604	0.676	1.251	1.084	南南西	9.8	無
2016/4/13 13:50	1.643	2.612	2.656	2.424	2.601	0.676	1.252	1.084	南	9.2	無
2016/4/13 14:00	1.645	2.608	2.661	2.427	2.599	0.676	1.255	1.085	南	10.8	無

日時	MP								スタック		感雨
	MP-1	MP-2	MP-3	MP-4	MP-5	MP-6	MP-7	MP-8	風向	風速	
2016/4/13 14:10	1.645	2.610	2.658	2.427	2.603	0.677	1.254	1.084	南	9.7	無
2016/4/13 14:20	1.645	2.612	2.657	2.428	2.598	0.677	1.253	1.084	南	9.1	無
2016/4/13 14:30	1.643	2.617	2.657	2.428	2.604	0.679	1.252	1.087	南	8.4	無
2016/4/13 14:40	1.643	2.618	2.656	2.430	2.605	0.678	1.254	1.085	南	7.9	無
2016/4/13 14:50	1.643	2.618	2.657	2.429	2.606	0.676	1.254	1.084	南	9.7	無
2016/4/13 15:00	1.645	2.613	2.656	2.428	2.606	0.678	1.255	1.084	南	10.4	無
2016/4/13 15:10	1.645	2.612	2.656	2.424	2.609	0.678	1.254	1.084	南南西	8.5	無
2016/4/13 15:20	1.643	2.612	2.659	2.425	2.605	0.679	1.251	1.084	南	10.2	無
2016/4/13 15:30	1.645	2.615	2.654	2.428	2.606	0.677	1.254	1.083	南	10.4	無
2016/4/13 15:40	1.645	2.617	2.657	2.424	2.606	0.677	1.252	1.084	南	10.4	無
2016/4/13 15:50	1.647	2.613	2.658	2.424	2.608	0.677	1.253	1.084	南	9.6	無
2016/4/13 16:00	1.645	2.613	2.659	2.426	2.606	0.678	1.254	1.083	南南東	8.5	無
2016/4/13 16:10	1.645	2.613	2.658	2.426	2.605	0.679	1.253	1.084	南	8.4	無
2016/4/13 16:20	1.642	2.615	2.658	2.424	2.606	0.676	1.253	1.083	南南東	7.3	無
2016/4/13 16:30	1.640	2.610	2.656	2.427	2.603	0.678	1.252	1.083	南南東	7.7	無
2016/4/13 16:40	1.642	2.612	2.653	2.427	2.602	0.679	1.254	1.086	南南東	8.9	無
2016/4/13 16:50	1.643	2.615	2.656	2.428	2.604	0.677	1.251	1.084	南南東	11.3	無
2016/4/13 17:00	1.643	2.610	2.658	2.431	2.601	0.676	1.252	1.083	南南東	10.9	無
2016/4/13 17:10	1.643	2.612	2.658	2.432	2.604	0.679	1.251	1.082	南	12.1	無
2016/4/13 17:20	1.643	2.612	2.659	2.429	2.606	0.679	1.253	1.085	南	12.7	無
2016/4/13 17:30	1.642	2.612	2.664	2.431	2.606	0.678	1.254	1.086	南	10.6	無
2016/4/13 17:40	1.643	2.610	2.660	2.431	2.603	0.678	1.252	1.086	南	8.8	無
2016/4/13 17:50	1.647	2.610	2.656	2.429	2.605	0.678	1.251	1.088	南	9.9	無
2016/4/13 18:00	1.643	2.610	2.655	2.426	2.603	0.679	1.255	1.086	南	9.5	無
2016/4/13 18:10	1.645	2.610	2.661	2.428	2.600	0.681	1.251	1.089	南	10.2	無
2016/4/13 18:20	1.647	2.610	2.660	2.427	2.604	0.682	1.253	1.089	南	11.9	無
2016/4/13 18:30	1.643	2.613	2.657	2.430	2.606	0.678	1.252	1.088	南	11.6	無
2016/4/13 18:40	1.643	2.612	2.659	2.429	2.603	0.681	1.250	1.088	南	13.5	無
2016/4/13 18:50	1.643	2.610	2.659	2.429	2.607	0.680	1.253	1.088	南南東	15.7	無
2016/4/13 19:00	1.642	2.612	2.657	2.431	2.607	0.680	1.253	1.088	南南東	15.5	無
2016/4/13 19:10	1.643	2.613	2.658	2.428	2.602	0.680	1.255	1.088	南	11.6	無
2016/4/13 19:20	1.645	2.615	2.659	2.426	2.606	0.679	1.254	1.089	南	11.6	無
2016/4/13 19:30	1.645	2.613	2.659	2.429	2.605	0.681	1.253	1.087	南	9.3	無
2016/4/13 19:40	1.645	2.612	2.659	2.428	2.606	0.680	1.253	1.089	南	9.9	無
2016/4/13 19:50	1.645	2.612	2.659	2.429	2.606	0.681	1.256	1.086	南	10.3	無
2016/4/13 20:00	1.645	2.610	2.661	2.432	2.604	0.681	1.254	1.089	南	9.0	無

日時	MP								スタック		感雨
	MP-1	MP-2	MP-3	MP-4	MP-5	MP-6	MP-7	MP-8	風向	風速	
2016/4/13 20:10	1.645	2.610	2.658	2.431	2.607	0.683	1.252	1.088	南	8.2	無
2016/4/13 20:20	1.643	2.612	2.661	2.430	2.606	0.681	1.254	1.089	南	5.9	無
2016/4/13 20:30	1.643	2.612	2.659	2.428	2.606	0.680	1.253	1.088	南	7.9	無
2016/4/13 20:40	1.645	2.608	2.659	2.429	2.608	0.681	1.251	1.088	南	7.1	無
2016/4/13 20:50	1.645	2.612	2.659	2.430	2.608	0.681	1.254	1.089	南	6.7	無
2016/4/13 21:00	1.647	2.615	2.660	2.432	2.604	0.680	1.253	1.088	南	7.2	無
2016/4/13 21:10	1.647	2.615	2.655	2.432	2.605	0.680	1.253	1.088	南	8.4	無
2016/4/13 21:20	1.645	2.613	2.660	2.429	2.605	0.683	1.254	1.089	南	7.4	無
2016/4/13 21:30	1.647	2.612	2.659	2.431	2.606	0.678	1.254	1.088	南	7.9	無
2016/4/13 21:40	1.645	2.615	2.660	2.431	2.611	0.680	1.253	1.088	南	6.7	無
2016/4/13 21:50	1.645	2.612	2.657	2.432	2.610	0.679	1.254	1.086	南	6.0	無
2016/4/13 22:00	1.642	2.615	2.659	2.431	2.604	0.681	1.255	1.088	南	7.9	有
2016/4/13 22:10	1.647	2.612	2.661	2.431	2.609	0.681	1.257	1.089	南南西	7.0	有
2016/4/13 22:20	1.645	2.610	2.659	2.434	2.607	0.681	1.255	1.087	南南西	8.4	有
2016/4/13 22:30	1.645	2.612	2.653	2.425	2.602	0.681	1.252	1.087	南南西	8.6	有
2016/4/13 22:40	1.643	2.603	2.653	2.428	2.600	0.680	1.253	1.089	南南西	9.7	無
2016/4/13 22:50	1.645	2.605	2.657	2.427	2.602	0.680	1.252	1.088	南南西	11.4	無
2016/4/13 23:00	1.645	2.607	2.653	2.429	2.602	0.680	1.253	1.088	南南西	8.8	有
2016/4/13 23:10	1.645	2.602	2.648	2.425	2.592	0.682	1.251	1.087	南南西	8.2	有
2016/4/13 23:20	1.642	2.600	2.647	2.430	2.593	0.681	1.253	1.087	南南西	9.5	無
2016/4/13 23:30	1.643	2.593	2.643	2.424	2.592	0.680	1.251	1.086	南南西	8.7	無
2016/4/13 23:40	1.642	2.595	2.643	2.424	2.590	0.681	1.251	1.086	南南西	7.4	有
2016/4/13 23:50	1.642	2.593	2.632	2.421	2.583	0.680	1.250	1.086	南南西	6.2	有
2016/4/14 0:00	1.638	2.585	2.623	2.416	2.572	0.678	1.247	1.084	南	6.6	有
2016/4/14 0:10	1.635	2.572	2.612	2.410	2.560	0.677	1.245	1.081	南南西	5.8	有
2016/4/14 0:20	1.632	2.558	2.598	2.405	2.543	0.677	1.243	1.082	南	5.7	有
2016/4/14 0:30	1.628	2.543	2.590	2.396	2.538	0.677	1.239	1.080	南南西	4.6	有
2016/4/14 0:40	1.627	2.537	2.583	2.393	2.532	0.677	1.242	1.079	南	3.9	有
2016/4/14 0:50	1.617	2.528	2.568	2.389	2.513	0.675	1.238	1.077	南南西	3.3	有
2016/4/14 1:00	1.610	2.517	2.554	2.375	2.504	0.674	1.235	1.076	南西	2.0	有
2016/4/14 1:10	1.603	2.510	2.541	2.360	2.489	0.671	1.234	1.075	南西	1.4	有
2016/4/14 1:20	1.595	2.493	2.529	2.346	2.472	0.670	1.228	1.073	西南西	0.9	有
2016/4/14 1:30	1.592	2.487	2.526	2.337	2.463	0.667	1.226	1.071	-	CALM	有
2016/4/14 1:40	1.587	2.477	2.515	2.329	2.445	0.668	1.224	1.068	東北東	0.9	有
2016/4/14 1:50	1.583	2.470	2.509	2.321	2.449	0.666	1.224	1.067	東南東	1.1	有
2016/4/14 2:00	1.580	2.468	2.500	2.313	2.435	0.665	1.221	1.066	東	0.6	有

日時	MP								スタック		感雨
	MP-1	MP-2	MP-3	MP-4	MP-5	MP-6	MP-7	MP-8	風向	風速	
2016/4/14 2:10	1.575	2.463	2.494	2.305	2.428	0.668	1.219	1.065	北北東	0.8	有
2016/4/14 2:20	1.573	2.455	2.490	2.297	2.418	0.664	1.218	1.065	北東	0.8	有
2016/4/14 2:30	1.568	2.448	2.476	2.287	2.408	0.663	1.216	1.063	北北西	1.5	有
2016/4/14 2:40	1.567	2.440	2.474	2.282	2.400	0.662	1.212	1.061	東南東	2.8	有
2016/4/14 2:50	1.565	2.442	2.471	2.277	2.396	0.661	1.210	1.060	北	1.2	有
2016/4/14 3:00	1.563	2.437	2.464	2.272	2.391	0.658	1.207	1.056	北北東	3.5	有
2016/4/14 3:10	1.562	2.433	2.464	2.270	2.385	0.658	1.208	1.057	-	CALM	有
2016/4/14 3:20	1.558	2.428	2.452	2.262	2.375	0.658	1.206	1.055	北北西	4.0	有
2016/4/14 3:30	1.552	2.423	2.452	2.261	2.367	0.657	1.203	1.055	北	4.5	有
2016/4/14 3:40	1.553	2.420	2.447	2.258	2.362	0.655	1.202	1.054	南南東	6.5	有
2016/4/14 3:50	1.548	2.418	2.443	2.252	2.352	0.657	1.199	1.053	東南東	8.5	有
2016/4/14 4:00	1.547	2.412	2.438	2.247	2.344	0.652	1.201	1.053	北北東	3.9	有
2016/4/14 4:10	1.550	2.408	2.436	2.246	2.341	0.653	1.197	1.051	北西	5.8	有
2016/4/14 4:20	1.548	2.412	2.435	2.246	2.337	0.653	1.198	1.053	東北東	3.6	有
2016/4/14 4:30	1.550	2.412	2.434	2.245	2.338	0.653	1.199	1.051	東	6.7	有
2016/4/14 4:40	1.548	2.410	2.438	2.241	2.331	0.653	1.196	1.051	東	3.5	有
2016/4/14 4:50	1.545	2.410	2.429	2.242	2.324	0.652	1.198	1.051	北北西	3.8	有
2016/4/14 5:00	1.543	2.403	2.427	2.240	2.322	0.650	1.198	1.049	北	2.3	有
2016/4/14 5:10	1.540	2.402	2.425	2.237	2.313	0.650	1.195	1.050	北北東	5.6	有
2016/4/14 5:20	1.538	2.398	2.422	2.235	2.306	0.648	1.194	1.048	東南東	0.8	有
2016/4/14 5:30	1.540	2.402	2.426	2.236	2.304	0.649	1.194	1.048	北東	4.5	有
2016/4/14 5:40	1.540	2.395	2.418	2.229	2.296	0.648	1.192	1.050	南	4.1	有
2016/4/14 5:50	1.537	2.395	2.412	2.226	2.291	0.648	1.191	1.047	南南西	1.4	有
2016/4/14 6:00	1.537	2.390	2.411	2.221	2.278	0.646	1.190	1.046	北北東	6.0	有
2016/4/14 6:10	1.532	2.387	2.408	2.226	2.281	0.646	1.190	1.047	南	2.3	有
2016/4/14 6:20	1.535	2.393	2.415	2.228	2.287	0.645	1.191	1.046	東南東	5.0	有
2016/4/14 6:30	1.542	2.397	2.421	2.234	2.292	0.646	1.193	1.048	東北東	2.2	有
2016/4/14 6:40	1.543	2.402	2.427	2.235	2.296	0.650	1.192	1.046	東北東	1.7	有
2016/4/14 6:50	1.547	2.408	2.429	2.235	2.301	0.650	1.193	1.049	北東	2.3	有
2016/4/14 7:00	1.548	2.412	2.435	2.238	2.307	0.650	1.196	1.049	北	2.5	有
2016/4/14 7:10	1.550	2.417	2.430	2.239	2.313	0.650	1.195	1.048	北北東	3.4	有
2016/4/14 7:20	1.548	2.413	2.426	2.234	2.299	0.650	1.195	1.048	北北東	3.0	有
2016/4/14 7:30	1.547	2.407	2.429	2.237	2.301	0.651	1.195	1.050	北北東	3.1	有
2016/4/14 7:40	1.547	2.412	2.434	2.237	2.309	0.651	1.196	1.050	北	3.9	有
2016/4/14 7:50	1.553	2.418	2.438	2.245	2.316	0.651	1.198	1.052	北	4.1	無
2016/4/14 8:00	1.553	2.425	2.443	2.246	2.323	0.653	1.199	1.050	北北東	4.0	無

風速が0.5m/s未満の場合「CALM」(静穏)、この時の風向を「-」と表記する。

**Monitoring data by a monitoring car\* at Fukushima Daiichi Nuclear Power Station ( $\mu$  Sv/h)**

\* The data from monitoring car may deficit as the vehicle may change monitoring point.

\*About the direction of the wind and the wind velocity,we are measuring with the weather observation meter of the 10m higher.

\*"-": the wind velocity/"CALM":the wind direction is below 0.5m/s.

Measuring Point	Measurement Date	$\gamma$ Ray	Neutron Ray	Weather	Wind Direction	Wind Velocity (m/s)
West Gate	2016/4/13 0:00	1.0	<0.01	Fine	S	2.4
West Gate	2016/4/13 0:10	1.0	<0.01	Fine	S	2.3
West Gate	2016/4/13 0:20	1.0	<0.01	Fine	S	2.8
West Gate	2016/4/13 0:30	1.0	<0.01	Fine	S	2.7
West Gate	2016/4/13 0:40	1.0	<0.01	Fine	S	2.7
West Gate	2016/4/13 0:50	1.0	<0.01	Fine	S	2.8
West Gate	2016/4/13 1:00	1.0	<0.01	Fine	S	3.1
West Gate	2016/4/13 1:10	1.0	<0.01	Fine	S	4.0
West Gate	2016/4/13 1:20	1.0	<0.01	Fine	S	3.6
West Gate	2016/4/13 1:30	1.0	<0.01	Fine	SSW	2.9
West Gate	2016/4/13 1:40	1.0	<0.01	Fine	S	2.4
West Gate	2016/4/13 1:50	1.0	<0.01	Fine	S	2.4
West Gate	2016/4/13 2:00	1.0	<0.01	Fine	S	2.3
West Gate	2016/4/13 2:10	1.0	<0.01	Fine	S	1.8
West Gate	2016/4/13 2:20	1.0	<0.01	Fine	S	2.3
West Gate	2016/4/13 2:30	1.0	<0.01	Fine	S	2.3
West Gate	2016/4/13 2:40	1.0	<0.01	Fine	S	2.7
West Gate	2016/4/13 2:50	1.0	<0.01	Fine	S	3.0
West Gate	2016/4/13 3:00	1.0	<0.01	Fine	SSE	3.1
West Gate	2016/4/13 3:10	1.0	<0.01	Fine	S	2.8
West Gate	2016/4/13 3:20	1.0	<0.01	Fine	S	2.9
West Gate	2016/4/13 3:30	1.0	<0.01	Fine	S	2.8
West Gate	2016/4/13 3:40	1.0	<0.01	Fine	S	3.4
West Gate	2016/4/13 3:50	1.0	<0.01	Fine	S	3.7
West Gate	2016/4/13 4:00	1.0	<0.01	Fine	S	3.1
West Gate	2016/4/13 4:10	1.0	<0.01	Fine	SSE	3.2
West Gate	2016/4/13 4:20	1.0	<0.01	Fine	SE	3.0
West Gate	2016/4/13 4:30	1.0	<0.01	Fine	SE	1.5
West Gate	2016/4/13 4:40	1.0	<0.01	Fine	E	1.3
West Gate	2016/4/13 4:50	1.0	<0.01	Fine	E	1.1
West Gate	2016/4/13 5:00	1.0	<0.01	Fine	ESE	1.5
West Gate	2016/4/13 5:10	1.0	<0.01	Fine	S	1.2
West Gate	2016/4/13 5:20	1.0	<0.01	Fine	SE	0.6
West Gate	2016/4/13 5:30	1.0	<0.01	Fine	-	CALM
West Gate	2016/4/13 5:40	1.0	<0.01	Fine	ENE	1.0
West Gate	2016/4/13 5:50	1.0	<0.01	Fine	S	1.3
West Gate	2016/4/13 6:00	1.0	<0.01	Fine	S	2.4
West Gate	2016/4/13 6:10	1.0	<0.01	Fine	SSE	3.0
West Gate	2016/4/13 6:20	1.0	<0.01	Fine	SSE	2.6
West Gate	2016/4/13 6:30	1.0	<0.01	Fine	SSE	2.4
West Gate	2016/4/13 6:40	1.0	<0.01	Fine	SE	2.6
West Gate	2016/4/13 6:50	1.0	<0.01	Fine	SSE	2.5
West Gate	2016/4/13 7:00	1.0	<0.01	Fine	SE	2.5
West Gate	2016/4/13 7:10	1.0	<0.01	Fine	SE	2.7
West Gate	2016/4/13 7:20	1.0	<0.01	Fine	S	4.0
West Gate	2016/4/13 7:30	1.0	<0.01	Fine	S	2.7
West Gate	2016/4/13 7:40	1.1	<0.01	Fine	S	3.2
West Gate	2016/4/13 7:50	1.0	<0.01	Fine	SSE	3.9
West Gate	2016/4/13 8:00	1.0	<0.01	Fine	SSE	4.5
West Gate	2016/4/13 8:10	1.0	<0.01	Fine	SSE	5.1
West Gate	2016/4/13 8:20	1.1	<0.01	Fine	S	5.1
West Gate	2016/4/13 8:30	1.0	<0.01	Fine	SSW	5.6
West Gate	2016/4/13 8:40	1.1	<0.01	Fine	S	5.0
West Gate	2016/4/13 8:50	1.0	<0.01	Fine	S	4.9
West Gate	2016/4/13 9:00	1.0	<0.01	Fine	SSW	5.4
West Gate	2016/4/13 9:10	1.0	<0.01	Fine	SSW	7.1
West Gate	2016/4/13 9:20	1.0	<0.01	Fine	SSW	7.3
West Gate	2016/4/13 9:30	1.0	<0.01	Fine	S	6.5
West Gate	2016/4/13 9:40	1.0	<0.01	Fine	S	5.1
West Gate	2016/4/13 9:50	1.0	<0.01	Fine	SSW	8.0
West Gate	2016/4/13 10:00	1.0	<0.01	Fine	SSW	8.0
West Gate	2016/4/13 10:10	1.0	<0.01	Fine	SSW	7.2
West Gate	2016/4/13 10:20	1.0	<0.01	Fine	SSW	6.8
West Gate	2016/4/13 10:30	1.1	<0.01	Fine	S	4.9
West Gate	2016/4/13 10:40	1.0	<0.01	Fine	SSW	5.8
West Gate	2016/4/13 10:50	1.0	<0.01	Fine	SSE	5.2
West Gate	2016/4/13 11:00	1.0	<0.01	Fine	SSE	4.5
West Gate	2016/4/13 11:10	1.0	<0.01	Fine	SSE	3.9

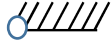

Measuring Point	Measurement Date	γ Ray	Neutron Ray	Weather	Wind Direction	Wind Velocity (m/s)
West Gate	2016/4/13 11:20	1.0	<0.01	Fine	S	3.9
West Gate	2016/4/13 11:30	1.0	<0.01	Fine	SSW	5.9
West Gate	2016/4/13 11:40	1.0	<0.01	Fine	SSW	6.2
West Gate	2016/4/13 11:50	1.0	<0.01	Fine	SSW	7.2
West Gate	2016/4/13 12:00	1.0	<0.01	Fine	SSW	7.1
West Gate	2016/4/13 12:10	1.0	<0.01	Fine	SSW	7.4
West Gate	2016/4/13 12:20	1.0	<0.01	Fine	SSW	6.8
West Gate	2016/4/13 12:30	1.0	<0.01	Fine	SSW	6.3
West Gate	2016/4/13 12:40	1.0	<0.01	Cloudy	SSW	6.4
West Gate	2016/4/13 12:50	1.0	<0.01	Cloudy	SSW	5.3
West Gate	2016/4/13 13:00	1.0	<0.01	Cloudy	SSW	5.5
West Gate	2016/4/13 13:10	1.0	<0.01	Cloudy	SSW	5.2
West Gate	2016/4/13 13:20	1.0	<0.01	Cloudy	SSW	5.4
West Gate	2016/4/13 13:30	1.0	<0.01	Cloudy	SSW	6.0
West Gate	2016/4/13 13:40	1.0	<0.01	Cloudy	SSW	5.8
West Gate	2016/4/13 13:50	1.0	<0.01	Cloudy	SSW	5.9
West Gate	2016/4/13 14:00	1.0	<0.01	Cloudy	SSW	6.1
West Gate	2016/4/13 14:10	1.0	<0.01	Cloudy	SSW	5.5
West Gate	2016/4/13 14:20	1.0	<0.01	Cloudy	SSW	5.9
West Gate	2016/4/13 14:30	1.0	<0.01	Cloudy	S	5.8
West Gate	2016/4/13 14:40	1.0	<0.01	Cloudy	S	5.3
West Gate	2016/4/13 14:50	1.0	<0.01	Cloudy	S	5.7
West Gate	2016/4/13 15:00	1.0	<0.01	Cloudy	SSW	6.9
West Gate	2016/4/13 15:10	1.0	<0.01	Cloudy	SSW	7.0
West Gate	2016/4/13 15:20	1.0	<0.01	Cloudy	S	6.2
West Gate	2016/4/13 15:30	1.0	<0.01	Cloudy	SSW	7.2
West Gate	2016/4/13 15:40	1.0	<0.01	Cloudy	SSW	6.4
West Gate	2016/4/13 15:50	1.0	<0.01	Cloudy	SSW	6.3
West Gate	2016/4/13 16:00	1.0	<0.01	Cloudy	S	5.2
West Gate	2016/4/13 16:10	1.0	<0.01	Cloudy	SSE	4.6
West Gate	2016/4/13 16:20	1.0	<0.01	Cloudy	SSE	4.1
West Gate	2016/4/13 16:30	1.0	<0.01	Cloudy	SE	4.2
West Gate	2016/4/13 16:40	1.0	<0.01	Cloudy	SSE	4.1
West Gate	2016/4/13 16:50	1.0	<0.01	Cloudy	SSE	5.4
West Gate	2016/4/13 17:00	1.0	<0.01	Cloudy	SSE	6.3
West Gate	2016/4/13 17:10	1.0	<0.01	Cloudy	S	6.8
West Gate	2016/4/13 17:20	1.0	<0.01	Cloudy	S	7.0
West Gate	2016/4/13 17:30	1.0	<0.01	Cloudy	S	6.7
West Gate	2016/4/13 17:40	1.0	<0.01	Cloudy	SSW	5.7
West Gate	2016/4/13 17:50	1.0	<0.01	Cloudy	S	5.8
West Gate	2016/4/13 18:00	1.0	<0.01	Cloudy	S	5.6
West Gate	2016/4/13 18:10	1.0	<0.01	Cloudy	S	6.2
West Gate	2016/4/13 18:20	1.0	<0.01	Cloudy	S	6.4
West Gate	2016/4/13 18:30	1.0	<0.01	Cloudy	S	6.0
West Gate	2016/4/13 18:40	1.0	<0.01	Cloudy	S	6.7
West Gate	2016/4/13 18:50	1.0	<0.01	Cloudy	S	7.6
West Gate	2016/4/13 19:00	1.0	<0.01	Cloudy	S	6.8
West Gate	2016/4/13 19:10	1.0	<0.01	Cloudy	S	6.7
West Gate	2016/4/13 19:20	1.0	<0.01	Cloudy	S	6.3
West Gate	2016/4/13 19:30	1.0	<0.01	Cloudy	S	5.8
West Gate	2016/4/13 19:40	1.0	<0.01	Cloudy	S	5.4
West Gate	2016/4/13 19:50	1.0	<0.01	Cloudy	S	5.2
West Gate	2016/4/13 20:00	1.0	<0.01	Cloudy	S	5.1
West Gate	2016/4/13 20:10	1.0	<0.01	Cloudy	S	4.8
West Gate	2016/4/13 20:20	1.0	<0.01	Cloudy	S	3.8
West Gate	2016/4/13 20:30	1.0	<0.01	Cloudy	SSE	3.8
West Gate	2016/4/13 20:40	1.0	<0.01	Cloudy	S	3.9
West Gate	2016/4/13 20:50	1.0	<0.01	Cloudy	S	3.9
West Gate	2016/4/13 21:00	1.0	<0.01	Cloudy	S	3.9
West Gate	2016/4/13 21:10	1.0	<0.01	Cloudy	S	4.7
West Gate	2016/4/13 21:20	1.0	<0.01	Cloudy	S	4.4
West Gate	2016/4/13 21:30	1.0	<0.01	Cloudy	S	3.7
West Gate	2016/4/13 21:40	1.0	<0.01	Cloudy	S	3.0
West Gate	2016/4/13 21:50	1.0	<0.01	Cloudy	SSE	2.3
West Gate	2016/4/13 22:00	1.0	<0.01	Rain	S	3.4
West Gate	2016/4/13 22:10	1.0	<0.01	Rain	SSW	4.3
West Gate	2016/4/13 22:20	1.0	<0.01	Rain	SSW	5.2
West Gate	2016/4/13 22:30	1.0	<0.01	Rain	SSW	4.9
West Gate	2016/4/13 22:40	1.0	<0.01	Cloudy	SSW	5.7
West Gate	2016/4/13 22:50	1.0	<0.01	Cloudy	SSW	5.7
West Gate	2016/4/13 23:00	1.0	<0.01	Rain	SSW	6.3
West Gate	2016/4/13 23:10	1.0	<0.01	Rain	SSW	5.1
West Gate	2016/4/13 23:20	1.0	<0.01	Cloudy	SSW	4.3
West Gate	2016/4/13 23:30	1.0	<0.01	Cloudy	SSW	4.1
West Gate	2016/4/13 23:40	1.0	<0.01	Rain	SSW	3.2
West Gate	2016/4/13 23:50	1.0	<0.01	Rain	SSW	2.6

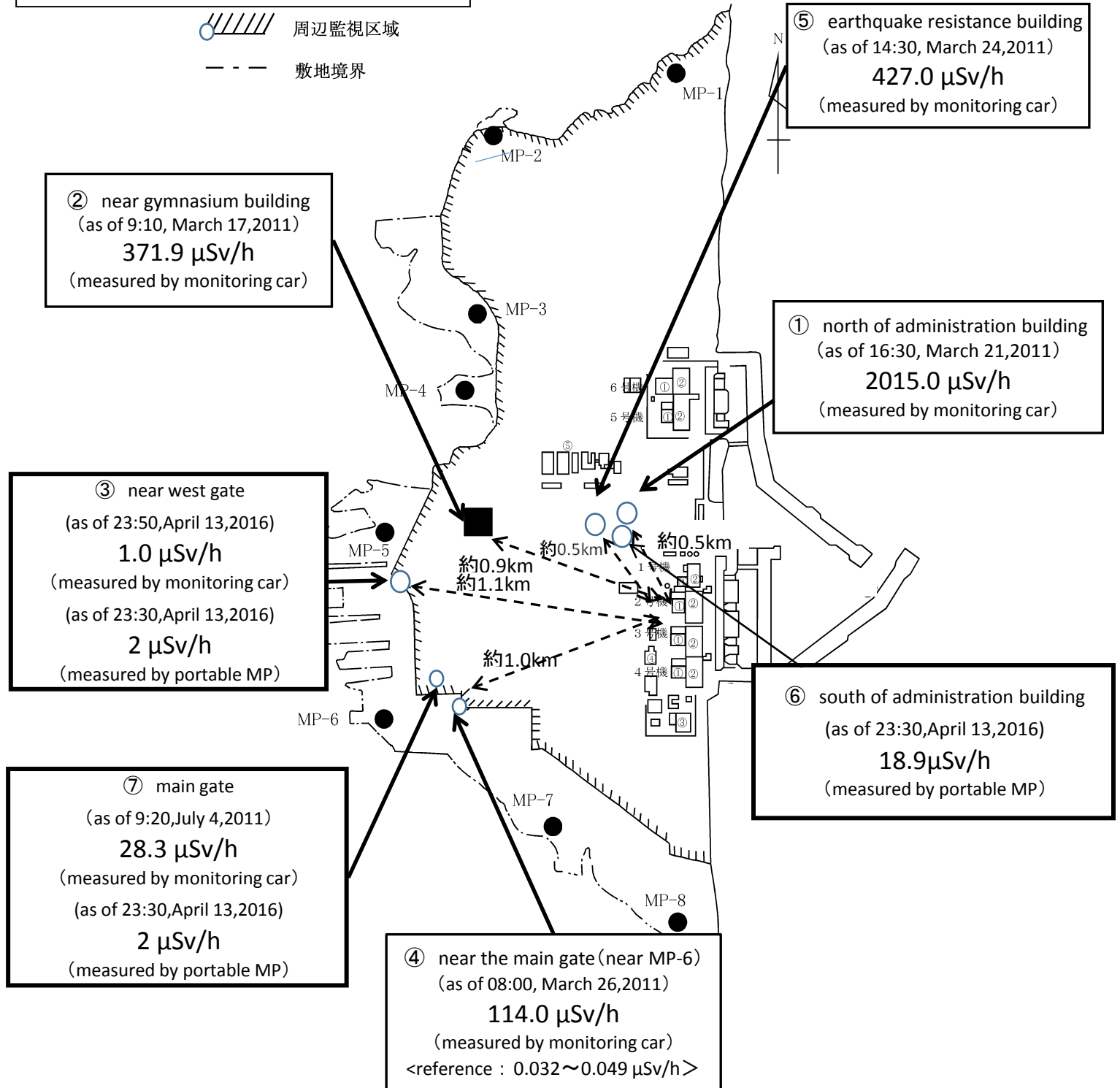
# Fukushima Daiichi Nuclear Power Plant

2016/4/13

周辺監視区域: supervised outside area  
敷地境界: site boundary

as of 23:50

 周辺監視区域  
 敷地境界



※Reference data indicate the normal fluctuation range of airborne radiation rate.