

Fixed point Monitoring Status by Temporary Monitoring Post at Fukushima Daiichi Nuclear Power Station

Date	Radiation Dose Rate (μ Sv/h) At the Main Buiding	Radiation Dose Rate (μ Sv/h) At the Main Gate	Radiation Dose Rate (μ Sv/h) At the West Gate
2016/4/6 0:00	19	2	2
2016/4/6 0:30	19	2	2
2016/4/6 1:00	19	2	2
2016/4/6 1:30	19	2	2
2016/4/6 2:00	19	2	2
2016/4/6 2:30	19	2	2
2016/4/6 3:00	19	2	2
2016/4/6 3:30	19	2	2
2016/4/6 4:00	19	2	2
2016/4/6 4:30	19	2	2
2016/4/6 5:00	19	2	2
2016/4/6 5:30	19	2	2
2016/4/6 6:00	19	2	2
2016/4/6 6:30	19	2	2
2016/4/6 7:00	19	2	2
2016/4/6 7:30	19	2	2
2016/4/6 8:00	19	2	2
2016/4/6 8:30	19	2	2
2016/4/6 9:00	19	2	2
2016/4/6 9:30	19	2	2
2016/4/6 10:00	19	2	2
2016/4/6 10:30	19	2	2
2016/4/6 11:00	19	2	2
2016/4/6 11:30	19	2	2
2016/4/6 12:00	19	2	2
2016/4/6 12:30	19	2	2
2016/4/6 13:00	19	2	2
2016/4/6 13:30	19	2	2
2016/4/6 14:00	19	2	2
2016/4/6 14:30	19	2	2
2016/4/6 15:00	19	2	2
2016/4/6 15:30	19	2	2
2016/4/6 16:00	19	2	2
2016/4/6 16:30	19	2	2
2016/4/6 17:00	19	2	2
2016/4/6 17:30	19	2	2
2016/4/6 18:00	19	2	2
2016/4/6 18:30	19	2	2
2016/4/6 19:00	19	2	2
2016/4/6 19:30	19	2	2
2016/4/6 20:00	19	2	2
2016/4/6 20:30	19	2	2
2016/4/6 21:00	19	2	2
2016/4/6 21:30	19	2	2
2016/4/6 22:00	19	2	2
2016/4/6 22:30	19	2	2
2016/4/6 23:00	19	2	2
2016/4/6 23:30	19	2	2

福島第一原子力発電所 モニタリングポスト空間線量率

単位: $\mu\text{Sv}/\text{h}$ 単位: m/s

日時	MP								スタック		感雨
	MP-1	MP-2	MP-3	MP-4	MP-5	MP-6	MP-7	MP-8	風向	風速	
2016/4/6 8:00	1.622	2.568	2.617	2.389	2.566	0.673	1.248	1.085	西南西	1.7	無
2016/4/6 8:10	1.625	2.568	2.614	2.392	2.570	0.671	1.246	1.085	北北西	1.9	無
2016/4/6 8:20	1.628	2.572	2.618	2.391	2.571	0.671	1.248	1.086	西北西	3.2	無
2016/4/6 8:30	1.627	2.567	2.618	2.394	2.569	0.673	1.248	1.088	北	2.0	無
2016/4/6 8:40	1.627	2.568	2.615	2.391	2.568	0.671	1.247	1.084	北東	3.5	無
2016/4/6 8:50	1.625	2.568	2.618	2.391	2.574	0.674	1.246	1.084	北北東	3.4	無
2016/4/6 9:00	1.628	2.573	2.623	2.392	2.573	0.673	1.244	1.084	北北東	4.3	無
2016/4/6 9:10	1.628	2.572	2.621	2.392	2.573	0.672	1.243	1.082	北東	3.9	無
2016/4/6 9:20	1.627	2.572	2.620	2.391	2.576	0.672	1.245	1.081	東北東	3.3	無
2016/4/6 9:30	1.623	2.570	2.621	2.394	2.578	0.673	1.244	1.079	東北東	3.1	無
2016/4/6 9:40	1.625	2.577	2.622	2.396	2.574	0.674	1.246	1.082	北北東	2.9	無
2016/4/6 9:50	1.625	2.577	2.622	2.392	2.577	0.673	1.244	1.081	北北東	2.5	無
2016/4/6 10:00	1.628	2.575	2.624	2.393	2.575	0.674	1.247	1.081	東	1.7	無
2016/4/6 10:10	1.630	2.577	2.623	2.397	2.571	0.674	1.247	1.083	東南東	3.8	無
2016/4/6 10:20	1.627	2.577	2.619	2.397	2.574	0.673	1.246	1.082	東	4.2	無
2016/4/6 10:30	1.628	2.582	2.622	2.398	2.582	0.675	1.247	1.080	東	2.9	無
2016/4/6 10:40	1.627	2.580	2.623	2.394	2.580	0.675	1.247	1.082	東	4.6	無
2016/4/6 10:50	1.630	2.580	2.624	2.398	2.583	0.675	1.246	1.081	東南東	4.8	無
2016/4/6 11:00	1.630	2.580	2.623	2.395	2.579	0.673	1.247	1.081	東南東	5.4	無
2016/4/6 11:10	1.630	2.580	2.625	2.404	2.585	0.675	1.248	1.082	東南東	4.9	無
2016/4/6 11:20	1.628	2.578	2.625	2.399	2.587	0.674	1.248	1.083	東南東	3.2	無
2016/4/6 11:30	1.627	2.582	2.628	2.400	2.587	0.676	1.248	1.085	南東	3.1	無
2016/4/6 11:40	1.630	2.585	2.625	2.403	2.583	0.676	1.247	1.083	南東	3.5	無
2016/4/6 11:50	1.632	2.585	2.627	2.400	2.581	0.676	1.249	1.083	東南東	4.0	無
2016/4/6 12:00	1.628	2.585	2.629	2.401	2.582	0.675	1.248	1.084	南東	3.8	無
2016/4/6 12:10	1.630	2.588	2.629	2.399	2.588	0.675	1.248	1.083	南東	4.4	無
2016/4/6 12:20	1.630	2.592	2.629	2.401	2.586	0.676	1.250	1.084	東南東	3.4	無
2016/4/6 12:30	1.633	2.585	2.630	2.403	2.589	0.674	1.249	1.084	東南東	5.8	無
2016/4/6 12:40	1.635	2.585	2.633	2.402	2.590	0.676	1.249	1.083	東	3.7	無
2016/4/6 12:50	1.633	2.587	2.631	2.402	2.593	0.677	1.248	1.083	東南東	4.5	無
2016/4/6 13:00	1.632	2.587	2.633	2.398	2.590	0.676	1.248	1.081	東南東	2.2	無
2016/4/6 13:10	1.630	2.585	2.634	2.403	2.587	0.674	1.249	1.084	東北東	1.4	無
2016/4/6 13:20	1.632	2.585	2.633	2.404	2.590	0.675	1.250	1.083	東	2.2	無
2016/4/6 13:30	1.632	2.588	2.629	2.399	2.590	0.673	1.249	1.082	北東	4.1	無
2016/4/6 13:40	1.633	2.587	2.631	2.406	2.591	0.674	1.248	1.083	東	4.5	無
2016/4/6 13:50	1.632	2.588	2.634	2.403	2.592	0.675	1.247	1.082	東南東	4.7	無
2016/4/6 14:00	1.633	2.588	2.632	2.403	2.592	0.677	1.248	1.083	東	5.1	無

日時	MP								スタック		感雨
	MP-1	MP-2	MP-3	MP-4	MP-5	MP-6	MP-7	MP-8	風向	風速	
2016/4/6 14:10	1.632	2.590	2.630	2.403	2.590	0.675	1.247	1.082	東	5.2	無
2016/4/6 14:20	1.633	2.590	2.632	2.401	2.594	0.675	1.248	1.083	東	4.6	無
2016/4/6 14:30	1.633	2.587	2.632	2.404	2.589	0.677	1.247	1.083	東	4.8	無
2016/4/6 14:40	1.632	2.588	2.633	2.405	2.595	0.677	1.247	1.084	東	4.5	無
2016/4/6 14:50	1.632	2.592	2.632	2.403	2.592	0.677	1.250	1.083	東南東	4.9	無
2016/4/6 15:00	1.632	2.592	2.630	2.403	2.594	0.676	1.247	1.082	東	5.2	無
2016/4/6 15:10	1.633	2.597	2.632	2.405	2.592	0.677	1.248	1.081	東	4.9	無
2016/4/6 15:20	1.632	2.590	2.630	2.405	2.594	0.677	1.247	1.083	東南東	4.9	無
2016/4/6 15:30	1.633	2.588	2.633	2.406	2.590	0.676	1.248	1.084	東	4.9	無
2016/4/6 15:40	1.635	2.590	2.637	2.403	2.587	0.676	1.249	1.082	東南東	5.1	無
2016/4/6 15:50	1.635	2.588	2.636	2.403	2.591	0.677	1.248	1.084	東南東	4.4	無
2016/4/6 16:00	1.633	2.588	2.636	2.403	2.595	0.677	1.249	1.083	東南東	4.0	無
2016/4/6 16:10	1.633	2.592	2.636	2.402	2.596	0.677	1.249	1.084	東南東	4.0	無
2016/4/6 16:20	1.635	2.588	2.636	2.401	2.593	0.678	1.248	1.083	東南東	5.0	無
2016/4/6 16:30	1.635	2.588	2.638	2.401	2.595	0.677	1.249	1.081	南東	3.5	無
2016/4/6 16:40	1.635	2.587	2.641	2.399	2.596	0.680	1.248	1.086	東南東	4.0	無
2016/4/6 16:50	1.635	2.590	2.639	2.404	2.595	0.676	1.249	1.085	東南東	4.6	無
2016/4/6 17:00	1.633	2.590	2.636	2.402	2.593	0.677	1.246	1.086	東南東	3.6	無
2016/4/6 17:10	1.632	2.592	2.636	2.403	2.591	0.676	1.248	1.085	東南東	3.7	無
2016/4/6 17:20	1.633	2.588	2.637	2.404	2.593	0.678	1.247	1.089	東南東	3.9	無
2016/4/6 17:30	1.632	2.587	2.636	2.405	2.595	0.679	1.248	1.089	東南東	3.1	無
2016/4/6 17:40	1.633	2.585	2.636	2.404	2.593	0.675	1.247	1.086	南東	3.7	無
2016/4/6 17:50	1.633	2.583	2.638	2.406	2.594	0.678	1.247	1.085	南東	3.6	無
2016/4/6 18:00	1.632	2.585	2.635	2.407	2.595	0.678	1.250	1.087	南東	3.8	無
2016/4/6 18:10	1.630	2.587	2.636	2.401	2.595	0.678	1.246	1.085	南南東	3.8	無
2016/4/6 18:20	1.633	2.583	2.634	2.402	2.595	0.679	1.248	1.086	南南東	3.8	無
2016/4/6 18:30	1.633	2.583	2.633	2.401	2.595	0.678	1.247	1.087	南南東	4.7	無
2016/4/6 18:40	1.630	2.583	2.635	2.400	2.596	0.677	1.252	1.085	南南東	4.8	無
2016/4/6 18:50	1.632	2.583	2.631	2.401	2.592	0.678	1.248	1.084	南南東	4.6	無
2016/4/6 19:00	1.630	2.583	2.633	2.405	2.591	0.678	1.250	1.087	南南東	4.4	無
2016/4/6 19:10	1.628	2.583	2.633	2.402	2.590	0.678	1.248	1.085	南南東	4.8	無
2016/4/6 19:20	1.630	2.583	2.630	2.400	2.594	0.676	1.250	1.086	南南東	4.6	無
2016/4/6 19:30	1.630	2.582	2.631	2.403	2.588	0.678	1.248	1.083	南南東	4.7	無
2016/4/6 19:40	1.630	2.583	2.630	2.402	2.590	0.676	1.248	1.084	南南東	5.0	無
2016/4/6 19:50	1.632	2.583	2.631	2.402	2.592	0.677	1.248	1.086	南南東	4.6	無
2016/4/6 20:00	1.627	2.583	2.634	2.401	2.590	0.676	1.250	1.084	南南東	5.6	無

日時	MP								スタック		感雨
	MP-1	MP-2	MP-3	MP-4	MP-5	MP-6	MP-7	MP-8	風向	風速	
2016/4/6 20:10	1.628	2.583	2.632	2.400	2.589	0.675	1.248	1.083	南南東	5.8	無
2016/4/6 20:20	1.628	2.582	2.630	2.399	2.591	0.675	1.248	1.082	南南東	5.9	無
2016/4/6 20:30	1.628	2.582	2.628	2.403	2.590	0.677	1.247	1.084	南南東	6.3	無
2016/4/6 20:40	1.628	2.578	2.630	2.402	2.592	0.676	1.248	1.085	南南東	5.9	無
2016/4/6 20:50	1.630	2.580	2.630	2.401	2.590	0.676	1.250	1.084	南南東	6.1	無
2016/4/6 21:00	1.628	2.578	2.631	2.402	2.589	0.674	1.248	1.083	南南東	7.1	無
2016/4/6 21:10	1.628	2.582	2.629	2.401	2.590	0.676	1.249	1.084	南南東	7.8	無
2016/4/6 21:20	1.627	2.580	2.631	2.400	2.592	0.677	1.246	1.083	南南東	7.6	無
2016/4/6 21:30	1.628	2.582	2.632	2.402	2.591	0.674	1.249	1.083	南南東	7.3	無
2016/4/6 21:40	1.627	2.585	2.630	2.403	2.589	0.676	1.249	1.083	南南東	7.6	無
2016/4/6 21:50	1.632	2.582	2.627	2.401	2.590	0.676	1.250	1.085	南南東	6.7	無
2016/4/6 22:00	1.632	2.582	2.633	2.401	2.591	0.678	1.248	1.084	南南東	7.4	無
2016/4/6 22:10	1.632	2.582	2.630	2.401	2.591	0.676	1.249	1.085	南南東	7.2	無
2016/4/6 22:20	1.628	2.583	2.631	2.404	2.591	0.676	1.247	1.083	南南東	6.8	無
2016/4/6 22:30	1.630	2.585	2.628	2.401	2.588	0.677	1.250	1.083	南	6.0	無
2016/4/6 22:40	1.628	2.580	2.630	2.398	2.589	0.676	1.248	1.084	南南東	6.4	無
2016/4/6 22:50	1.632	2.582	2.628	2.404	2.588	0.678	1.249	1.085	南南東	6.7	無
2016/4/6 23:00	1.628	2.580	2.630	2.401	2.590	0.676	1.249	1.083	南南東	7.7	無
2016/4/6 23:10	1.630	2.582	2.628	2.401	2.588	0.676	1.250	1.084	南南東	7.6	無
2016/4/6 23:20	1.628	2.580	2.630	2.400	2.586	0.678	1.248	1.085	南南東	7.7	無
2016/4/6 23:30	1.630	2.583	2.629	2.403	2.589	0.677	1.249	1.083	南南東	7.1	無
2016/4/6 23:40	1.630	2.582	2.633	2.401	2.588	0.677	1.249	1.084	南南東	6.7	無
2016/4/6 23:50	1.633	2.583	2.629	2.400	2.588	0.675	1.247	1.084	南	6.6	無
2016/4/7 0:00	1.630	2.580	2.628	2.397	2.587	0.676	1.247	1.083	南	6.7	無
2016/4/7 0:10	1.625	2.582	2.631	2.402	2.590	0.676	1.245	1.084	南南東	6.3	無
2016/4/7 0:20	1.627	2.578	2.631	2.396	2.590	0.677	1.247	1.084	南	6.4	無
2016/4/7 0:30	1.628	2.578	2.627	2.400	2.588	0.675	1.248	1.084	南	6.0	無
2016/4/7 0:40	1.628	2.578	2.631	2.398	2.589	0.676	1.248	1.085	南南東	5.7	無
2016/4/7 0:50	1.628	2.578	2.624	2.400	2.588	0.676	1.244	1.082	南	6.5	無
2016/4/7 1:00	1.632	2.578	2.628	2.399	2.588	0.677	1.246	1.084	南	6.1	無
2016/4/7 1:10	1.630	2.578	2.626	2.395	2.592	0.677	1.248	1.085	南	5.8	無
2016/4/7 1:20	1.630	2.582	2.628	2.403	2.588	0.676	1.249	1.084	南南東	5.4	無
2016/4/7 1:30	1.632	2.580	2.629	2.398	2.584	0.677	1.248	1.085	南	5.3	無
2016/4/7 1:40	1.628	2.580	2.628	2.402	2.587	0.677	1.247	1.084	南南東	6.3	無
2016/4/7 1:50	1.627	2.578	2.626	2.397	2.589	0.677	1.251	1.083	南南東	6.9	無
2016/4/7 2:00	1.630	2.582	2.629	2.399	2.582	0.677	1.250	1.084	南南東	7.0	無

日時	MP								スタック		感雨
	MP-1	MP-2	MP-3	MP-4	MP-5	MP-6	MP-7	MP-8	風向	風速	
2016/4/7 2:10	1.627	2.580	2.626	2.401	2.589	0.676	1.249	1.084	南	7.4	無
2016/4/7 2:20	1.627	2.580	2.626	2.402	2.585	0.676	1.247	1.086	南	8.3	無
2016/4/7 2:30	1.627	2.580	2.626	2.398	2.586	0.676	1.250	1.087	南南東	7.7	無
2016/4/7 2:40	1.628	2.580	2.628	2.395	2.580	0.679	1.249	1.084	南南東	7.9	無
2016/4/7 2:50	1.627	2.577	2.628	2.403	2.585	0.678	1.250	1.083	南南東	8.2	無
2016/4/7 3:00	1.625	2.580	2.626	2.398	2.582	0.677	1.250	1.084	南南東	8.4	無
2016/4/7 3:10	1.627	2.578	2.628	2.399	2.587	0.675	1.251	1.085	南南東	7.3	無
2016/4/7 3:20	1.630	2.580	2.625	2.401	2.588	0.678	1.248	1.085	南	5.8	無
2016/4/7 3:30	1.630	2.582	2.628	2.402	2.587	0.678	1.249	1.083	南	6.7	無
2016/4/7 3:40	1.632	2.578	2.625	2.402	2.586	0.676	1.248	1.084	南	6.6	無
2016/4/7 3:50	1.630	2.577	2.625	2.398	2.586	0.676	1.247	1.085	南	4.9	無
2016/4/7 4:00	1.628	2.580	2.628	2.396	2.586	0.678	1.248	1.085	南南東	5.6	無
2016/4/7 4:10	1.628	2.582	2.626	2.403	2.585	0.677	1.249	1.085	南南東	6.7	無
2016/4/7 4:20	1.630	2.580	2.625	2.400	2.583	0.677	1.251	1.087	南南東	7.6	無
2016/4/7 4:30	1.632	2.582	2.623	2.400	2.588	0.678	1.249	1.084	南南東	7.8	無
2016/4/7 4:40	1.630	2.583	2.628	2.399	2.584	0.676	1.248	1.083	南	6.4	無
2016/4/7 4:50	1.632	2.578	2.629	2.399	2.587	0.676	1.247	1.085	南南東	5.3	無
2016/4/7 5:00	1.632	2.578	2.627	2.399	2.585	0.677	1.247	1.087	南	4.5	無
2016/4/7 5:10	1.628	2.578	2.629	2.401	2.587	0.677	1.247	1.085	南	4.6	無
2016/4/7 5:20	1.632	2.580	2.629	2.399	2.585	0.674	1.248	1.085	南	4.7	無
2016/4/7 5:30	1.630	2.582	2.630	2.400	2.588	0.674	1.248	1.085	南南東	4.9	無
2016/4/7 5:40	1.630	2.580	2.633	2.400	2.586	0.673	1.247	1.084	南南東	4.7	無
2016/4/7 5:50	1.630	2.578	2.627	2.399	2.586	0.675	1.250	1.084	南南東	5.8	無
2016/4/7 6:00	1.632	2.578	2.630	2.401	2.582	0.674	1.251	1.084	南南東	6.7	無
2016/4/7 6:10	1.630	2.580	2.630	2.399	2.585	0.675	1.248	1.087	南	5.5	無
2016/4/7 6:20	1.628	2.580	2.627	2.400	2.588	0.674	1.251	1.085	南	5.0	無
2016/4/7 6:30	1.628	2.578	2.631	2.398	2.589	0.676	1.250	1.087	南	6.4	無
2016/4/7 6:40	1.632	2.580	2.629	2.400	2.584	0.674	1.248	1.085	南	8.6	無
2016/4/7 6:50	1.633	2.578	2.629	2.399	2.586	0.675	1.249	1.085	南	8.6	無
2016/4/7 7:00	1.632	2.582	2.626	2.400	2.588	0.676	1.250	1.086	南	7.4	無
2016/4/7 7:10	1.632	2.578	2.627	2.402	2.588	0.676	1.249	1.085	南南東	7.5	無
2016/4/7 7:20	1.630	2.580	2.625	2.399	2.587	0.675	1.249	1.087	南	6.4	無
2016/4/7 7:30	1.632	2.585	2.630	2.399	2.587	0.673	1.249	1.086	南南東	6.4	無
2016/4/7 7:40	1.630	2.582	2.629	2.399	2.589	0.673	1.249	1.085	南	6.0	無
2016/4/7 7:50	1.630	2.580	2.630	2.400	2.586	0.673	1.250	1.087	南南東	5.8	無
2016/4/7 8:00	1.632	2.582	2.627	2.400	2.590	0.674	1.248	1.086	南南東	5.0	無

風速が0.5m/s未満の場合「CALM」(静穏)、この時の風向を「-」と表記する。

Monitoring data by a monitoring car* at Fukushima Daiichi Nuclear Power Station (μ Sv/h)

* The data from monitoring car may deficit as the vehicle may change monitoring point.

*About the direction of the wind and the wind velocity,we are measuring with the weather observation meter of the 10m higher.

*"-": the wind velocity/"CALM":the wind direction is below 0.5m/s.

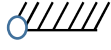

Measuring Point	Measurement Date	γ Ray	Neutron Ray	Weather	Wind Direction	Wind Velocity (m/s)
West Gate	2016/4/6 0:00	1.0	<0.01	Fine	WNW	2.6
West Gate	2016/4/6 0:10	1.0	<0.01	Fine	W	2.4
West Gate	2016/4/6 0:20	1.0	<0.01	Fine	W	2.7
West Gate	2016/4/6 0:30	1.0	<0.01	Fine	W	3.0
West Gate	2016/4/6 0:40	1.0	<0.01	Fine	W	2.4
West Gate	2016/4/6 0:50	1.0	<0.01	Fine	WNW	1.9
West Gate	2016/4/6 1:00	1.0	<0.01	Fine	WNW	1.7
West Gate	2016/4/6 1:10	1.1	<0.01	Fine	WNW	1.6
West Gate	2016/4/6 1:20	1.1	<0.01	Fine	NW	1.2
West Gate	2016/4/6 1:30	1.0	<0.01	Fine	NW	1.0
West Gate	2016/4/6 1:40	1.0	<0.01	Fine	N	0.9
West Gate	2016/4/6 1:50	1.0	<0.01	Fine	N	1.5
West Gate	2016/4/6 2:00	1.0	<0.01	Fine	NNW	1.5
West Gate	2016/4/6 2:10	1.0	<0.01	Fine	NNW	1.0
West Gate	2016/4/6 2:20	1.0	<0.01	Fine	NW	1.0
West Gate	2016/4/6 2:30	1.0	<0.01	Fine	NW	0.9
West Gate	2016/4/6 2:40	1.0	<0.01	Fine	NW	1.2
West Gate	2016/4/6 2:50	1.0	<0.01	Fine	NNW	0.9
West Gate	2016/4/6 3:00	1.0	<0.01	Fine	NW	1.2
West Gate	2016/4/6 3:10	1.0	<0.01	Fine	WNW	1.9
West Gate	2016/4/6 3:20	1.1	<0.01	Fine	W	1.8
West Gate	2016/4/6 3:30	1.0	<0.01	Fine	W	1.5
West Gate	2016/4/6 3:40	1.0	<0.01	Fine	W	2.1
West Gate	2016/4/6 3:50	1.0	<0.01	Fine	W	2.0
West Gate	2016/4/6 4:00	1.0	<0.01	Fine	W	2.0
West Gate	2016/4/6 4:10	1.0	<0.01	Fine	W	1.7
West Gate	2016/4/6 4:20	1.0	<0.01	Fine	WNW	1.2
West Gate	2016/4/6 4:30	1.0	<0.01	Fine	NW	1.1
West Gate	2016/4/6 4:40	1.0	<0.01	Fine	NNW	1.6
West Gate	2016/4/6 4:50	1.0	<0.01	Fine	NW	1.5
West Gate	2016/4/6 5:00	1.0	<0.01	Fine	WNW	1.7
West Gate	2016/4/6 5:10	1.0	<0.01	Fine	WNW	1.4
West Gate	2016/4/6 5:20	1.0	<0.01	Fine	WNW	1.4
West Gate	2016/4/6 5:30	1.0	<0.01	Fine	W	1.2
West Gate	2016/4/6 5:40	1.0	<0.01	Fine	W	1.6
West Gate	2016/4/6 5:50	1.0	<0.01	Fine	WSW	1.1
West Gate	2016/4/6 6:00	1.0	<0.01	Fine	WSW	0.9
West Gate	2016/4/6 6:10	1.0	<0.01	Fine	WSW	2.0
West Gate	2016/4/6 6:20	1.0	<0.01	Fine	WSW	1.7
West Gate	2016/4/6 6:30	1.0	<0.01	Fine	WSW	1.4
West Gate	2016/4/6 6:40	1.0	<0.01	Fine	WSW	1.4
West Gate	2016/4/6 6:50	1.0	<0.01	Fine	W	0.7
West Gate	2016/4/6 7:00	1.0	<0.01	Fine	-	CALM
West Gate	2016/4/6 7:10	1.0	<0.01	Fine	SW	1.2
West Gate	2016/4/6 7:20	1.0	<0.01	Fine	SW	1.1
West Gate	2016/4/6 7:30	1.0	<0.01	Fine	SW	1.3
West Gate	2016/4/6 7:40	1.0	<0.01	Fine	WSW	1.2
West Gate	2016/4/6 7:50	1.0	<0.01	Fine	WNW	1.5
West Gate	2016/4/6 8:00	1.0	<0.01	Fine	SE	0.6
West Gate	2016/4/6 8:10	1.0	<0.01	Fine	NNE	0.8
West Gate	2016/4/6 8:20	1.0	<0.01	Fine	NNW	1.8
West Gate	2016/4/6 8:30	1.0	<0.01	Fine	N	1.5
West Gate	2016/4/6 8:40	1.0	<0.01	Fine	ENE	2.7
West Gate	2016/4/6 8:50	1.0	<0.01	Fine	NE	2.5
West Gate	2016/4/6 9:00	1.0	<0.01	Fine	NE	2.6
West Gate	2016/4/6 9:10	1.0	<0.01	Fine	E	2.3
West Gate	2016/4/6 9:20	1.0	<0.01	Fine	E	1.7
West Gate	2016/4/6 9:30	1.0	<0.01	Fine	ENE	1.6
West Gate	2016/4/6 9:40	1.0	<0.01	Fine	NE	2.5
West Gate	2016/4/6 9:50	1.0	<0.01	Fine	ENE	2.0
West Gate	2016/4/6 10:00	1.1	<0.01	Fine	ESE	2.2
West Gate	2016/4/6 10:10	1.0	<0.01	Fine	ESE	2.5
West Gate	2016/4/6 10:20	1.0	<0.01	Fine	E	2.9
West Gate	2016/4/6 10:30	1.0	<0.01	Fine	ESE	2.7
West Gate	2016/4/6 10:40	1.0	<0.01	Fine	ESE	3.1
West Gate	2016/4/6 10:50	1.1	<0.01	Fine	ESE	2.6
West Gate	2016/4/6 11:00	1.0	<0.01	Fine	ESE	3.0
West Gate	2016/4/6 11:10	1.0	<0.01	Fine	ESE	3.0

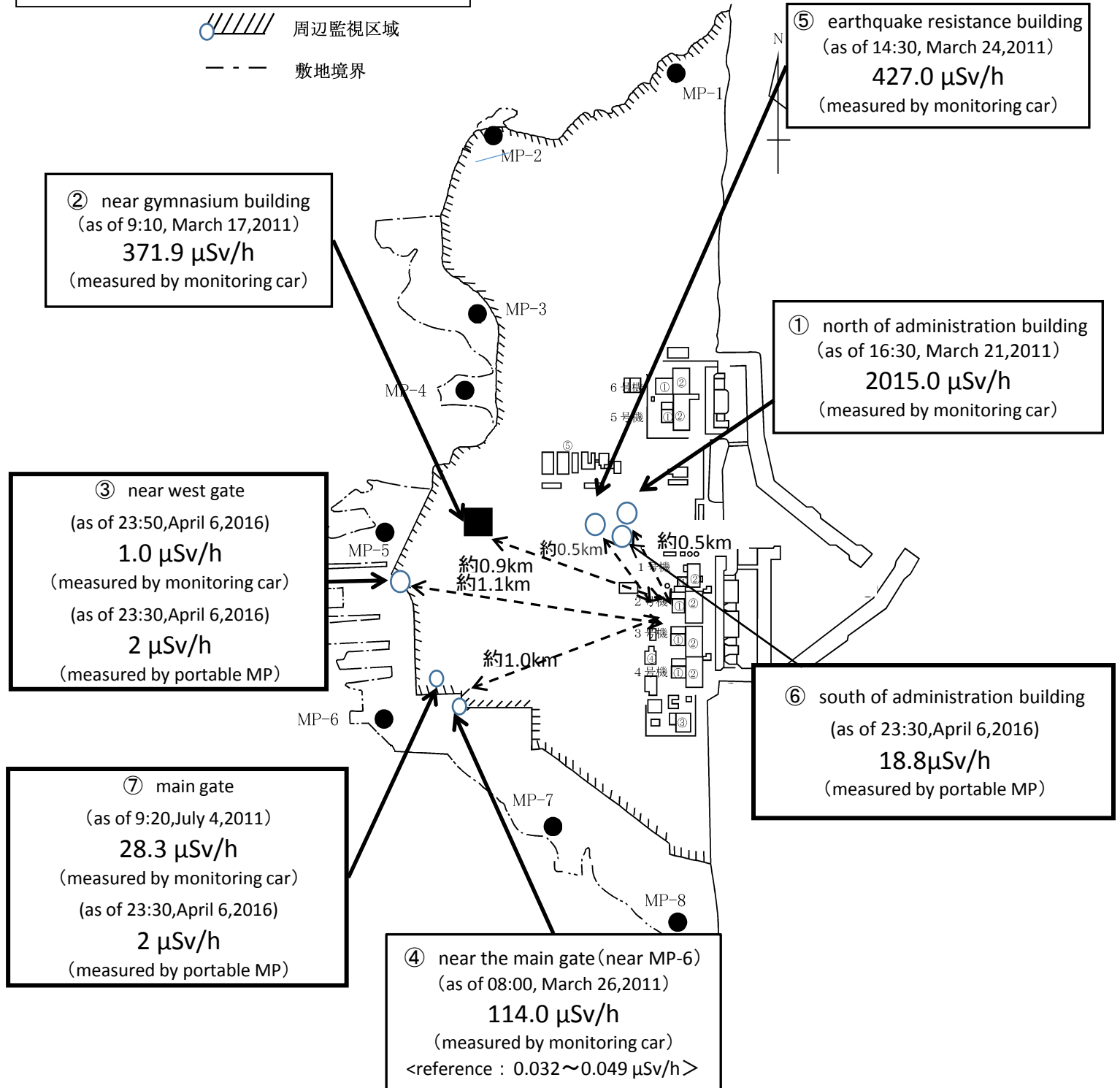
Measuring Point	Measurement Date	γ Ray	Neutron Ray	Weather	Wind Direction	Wind Velocity (m/s)
West Gate	2016/4/6 11:20	1.0	<0.01	Fine	SE	3.0
West Gate	2016/4/6 11:30	1.0	<0.01	Fine	SE	2.6
West Gate	2016/4/6 11:40	1.0	<0.01	Fine	ESE	2.7
West Gate	2016/4/6 11:50	1.0	<0.01	Fine	ESE	3.2
West Gate	2016/4/6 12:00	1.0	<0.01	Fine	SE	3.4
West Gate	2016/4/6 12:10	1.0	<0.01	Fine	SE	3.3
West Gate	2016/4/6 12:20	1.0	<0.01	Fine	SE	3.5
West Gate	2016/4/6 12:30	1.0	<0.01	Fine	SE	3.1
West Gate	2016/4/6 12:40	1.0	<0.01	Fine	E	2.3
West Gate	2016/4/6 12:50	1.0	<0.01	Fine	E	2.1
West Gate	2016/4/6 13:00	1.0	<0.01	Fine	ENE	1.8
West Gate	2016/4/6 13:10	1.0	<0.01	Fine	ENE	1.5
West Gate	2016/4/6 13:20	1.0	<0.01	Fine	E	1.7
West Gate	2016/4/6 13:30	1.0	<0.01	Fine	NE	3.5
West Gate	2016/4/6 13:40	1.0	<0.01	Fine	ENE	2.6
West Gate	2016/4/6 13:50	1.0	<0.01	Fine	E	2.6
West Gate	2016/4/6 14:00	1.0	<0.01	Fine	E	2.7
West Gate	2016/4/6 14:10	1.0	<0.01	Fine	ESE	2.3
West Gate	2016/4/6 14:20	1.0	<0.01	Fine	E	2.2
West Gate	2016/4/6 14:30	1.0	<0.01	Fine	ESE	2.2
West Gate	2016/4/6 14:40	1.0	<0.01	Fine	ESE	2.2
West Gate	2016/4/6 14:50	1.0	<0.01	Fine	ESE	2.6
West Gate	2016/4/6 15:00	1.0	<0.01	Fine	ESE	2.6
West Gate	2016/4/6 15:10	1.0	<0.01	Fine	E	2.5
West Gate	2016/4/6 15:20	1.0	<0.01	Fine	ESE	2.3
West Gate	2016/4/6 15:30	1.0	<0.01	Fine	ESE	2.4
West Gate	2016/4/6 15:40	1.0	<0.01	Fine	ESE	2.4
West Gate	2016/4/6 15:50	1.0	<0.01	Fine	ESE	2.3
West Gate	2016/4/6 16:00	1.0	<0.01	Fine	SE	2.5
West Gate	2016/4/6 16:10	1.0	<0.01	Fine	ESE	2.3
West Gate	2016/4/6 16:20	1.0	<0.01	Fine	ESE	1.9
West Gate	2016/4/6 16:30	1.0	<0.01	Fine	SE	1.3
West Gate	2016/4/6 16:40	1.0	<0.01	Fine	SE	2.0
West Gate	2016/4/6 16:50	1.0	<0.01	Fine	ESE	2.5
West Gate	2016/4/6 17:00	1.0	<0.01	Fine	SE	1.7
West Gate	2016/4/6 17:10	1.0	<0.01	Fine	SE	1.9
West Gate	2016/4/6 17:20	1.0	<0.01	Fine	SE	1.9
West Gate	2016/4/6 17:30	1.0	<0.01	Fine	SE	1.8
West Gate	2016/4/6 17:40	1.0	<0.01	Fine	SE	1.6
West Gate	2016/4/6 17:50	1.0	<0.01	Fine	SSE	1.8
West Gate	2016/4/6 18:00	1.0	<0.01	Fine	SE	2.2
West Gate	2016/4/6 18:10	1.0	<0.01	Cloudy	S	2.1
West Gate	2016/4/6 18:20	1.0	<0.01	Cloudy	SSW	2.0
West Gate	2016/4/6 18:30	1.0	<0.01	Cloudy	SSW	2.2
West Gate	2016/4/6 18:40	1.0	<0.01	Cloudy	SSW	1.9
West Gate	2016/4/6 18:50	1.0	<0.01	Cloudy	SSW	1.9
West Gate	2016/4/6 19:00	1.0	<0.01	Cloudy	SSW	1.5
West Gate	2016/4/6 19:10	1.0	<0.01	Cloudy	SSW	1.9
West Gate	2016/4/6 19:20	1.1	<0.01	Cloudy	SSW	2.1
West Gate	2016/4/6 19:30	1.1	<0.01	Cloudy	SSW	2.0
West Gate	2016/4/6 19:40	1.1	<0.01	Cloudy	SSW	1.9
West Gate	2016/4/6 19:50	1.0	<0.01	Cloudy	SSW	1.9
West Gate	2016/4/6 20:00	1.1	<0.01	Cloudy	SSW	2.3
West Gate	2016/4/6 20:10	1.0	<0.01	Cloudy	SSW	2.1
West Gate	2016/4/6 20:20	1.0	<0.01	Cloudy	SSW	1.8
West Gate	2016/4/6 20:30	1.1	<0.01	Cloudy	SSW	1.5
West Gate	2016/4/6 20:40	1.0	<0.01	Cloudy	SSW	1.4
West Gate	2016/4/6 20:50	1.0	<0.01	Cloudy	SSW	1.7
West Gate	2016/4/6 21:00	1.0	<0.01	Cloudy	SSW	2.0
West Gate	2016/4/6 21:10	1.0	<0.01	Cloudy	SSW	2.3
West Gate	2016/4/6 21:20	1.0	<0.01	Cloudy	S	2.2
West Gate	2016/4/6 21:30	1.0	<0.01	Cloudy	SSW	2.0
West Gate	2016/4/6 21:40	1.0	<0.01	Cloudy	SSW	2.4
West Gate	2016/4/6 21:50	1.0	<0.01	Cloudy	SSW	2.0
West Gate	2016/4/6 22:00	1.0	<0.01	Cloudy	SSW	2.4
West Gate	2016/4/6 22:10	1.1	<0.01	Cloudy	S	2.3
West Gate	2016/4/6 22:20	1.0	<0.01	Cloudy	S	2.3
West Gate	2016/4/6 22:30	1.1	<0.01	Cloudy	SSW	1.9
West Gate	2016/4/6 22:40	1.0	<0.01	Cloudy	S	2.3
West Gate	2016/4/6 22:50	1.0	<0.01	Cloudy	S	2.7
West Gate	2016/4/6 23:00	1.0	<0.01	Cloudy	S	2.4
West Gate	2016/4/6 23:10	1.0	<0.01	Cloudy	S	2.3
West Gate	2016/4/6 23:20	1.0	<0.01	Cloudy	S	2.2
West Gate	2016/4/6 23:30	1.0	<0.01	Cloudy	S	2.1
West Gate	2016/4/6 23:40	1.1	<0.01	Cloudy	SSW	1.9
West Gate	2016/4/6 23:50	1.0	<0.01	Cloudy	SW	1.6

Fukushima Daiichi Nuclear Power Plant

2016/4/6
as of 23:50

周辺監視区域: supervised outside area
敷地境界: site boundary

 周辺監視区域
 敷地境界



※Reference data indicate the normal fluctuation range of airborne radiation rate.