

Fixed point Monitoring Status by Temporary Monitoring Post at Fukushima Daiichi Nuclear Power Station

Date	Radiation Dose Rate (μ Sv/h) At the Main Buiding	Radiation Dose Rate (μ Sv/h) At the Main Gate	Radiation Dose Rate (μ Sv/h) At the West Gate
2016/3/31 0:00	19	2	2
2016/3/31 0:30	19	2	2
2016/3/31 1:00	19	2	2
2016/3/31 1:30	19	2	2
2016/3/31 2:00	19	2	2
2016/3/31 2:30	19	2	2
2016/3/31 3:00	19	2	2
2016/3/31 3:30	19	2	2
2016/3/31 4:00	19	2	2
2016/3/31 4:30	19	2	2
2016/3/31 5:00	19	2	2
2016/3/31 5:30	19	2	2
2016/3/31 6:00	19	2	2
2016/3/31 6:30	19	2	2
2016/3/31 7:00	20	2	2
2016/3/31 7:30	20	2	2
2016/3/31 8:00	20	2	2
2016/3/31 8:30	20	2	2
2016/3/31 9:00	20	2	2
2016/3/31 9:30	20	2	2
2016/3/31 10:00	20	2	2
2016/3/31 10:30	20	2	2
2016/3/31 11:00	20	2	2
2016/3/31 11:30	20	2	2
2016/3/31 12:00	20	2	2
2016/3/31 12:30	20	2	2
2016/3/31 13:00	20	2	2
2016/3/31 13:30	20	2	2
2016/3/31 14:00	20	2	2
2016/3/31 14:30	20	2	2
2016/3/31 15:00	20	2	2
2016/3/31 15:30	20	2	2
2016/3/31 16:00	19	2	2
2016/3/31 16:30	20	2	2
2016/3/31 17:00	20	2	2
2016/3/31 17:30	19	2	2
2016/3/31 18:00	19	2	2
2016/3/31 18:30	19	2	2
2016/3/31 19:00	19	2	2
2016/3/31 19:30	19	2	2
2016/3/31 20:00	19	2	2
2016/3/31 20:30	19	2	2
2016/3/31 21:00	19	2	2
2016/3/31 21:30	19	2	2
2016/3/31 22:00	19	2	2
2016/3/31 22:30	19	2	2
2016/3/31 23:00	19	2	2
2016/3/31 23:30	19	2	2

福島第一原子力発電所 モニタリングポスト空間線量率

単位: $\mu\text{Sv}/\text{h}$

単位: m/s

日時	MP								スタック		感雨
	MP-1	MP-2	MP-3	MP-4	MP-5	MP-6	MP-7	MP-8	風向	風速	
2016/3/31 8:00	1.668	2.642	2.698	2.481	2.647	0.685	1.269	1.100	西北西	3.8	無
2016/3/31 8:10	1.665	2.642	2.700	2.479	2.649	0.683	1.267	1.103	西	3.6	無
2016/3/31 8:20	1.668	2.640	2.704	2.482	2.646	0.686	1.269	1.102	西南西	3.7	無
2016/3/31 8:30	1.668	2.647	2.706	2.485	2.649	0.684	1.268	1.101	西	4.4	無
2016/3/31 8:40	1.668	2.645	2.705	2.484	2.652	0.685	1.266	1.103	南西	4.4	無
2016/3/31 8:50	1.670	2.645	2.707	2.487	2.656	0.685	1.266	1.102	西南西	3.4	無
2016/3/31 9:00	1.673	2.648	2.706	2.482	2.660	0.685	1.264	1.101	西	2.8	無
2016/3/31 9:10	1.670	2.650	2.708	2.487	2.661	0.685	1.263	1.100	西北西	2.2	無
2016/3/31 9:20	1.670	2.652	2.712	2.489	2.663	0.684	1.264	1.099	西南西	3.5	無
2016/3/31 9:30	1.673	2.655	2.714	2.486	2.665	0.685	1.266	1.099	西	3.7	無
2016/3/31 9:40	1.675	2.653	2.710	2.486	2.666	0.685	1.266	1.098	南西	1.2	無
2016/3/31 9:50	1.680	2.655	2.716	2.491	2.665	0.685	1.265	1.099	西	4.5	無
2016/3/31 10:00	1.678	2.657	2.714	2.488	2.663	0.684	1.266	1.099	西	3.3	無
2016/3/31 10:10	1.675	2.657	2.716	2.490	2.669	0.687	1.266	1.096	西	4.2	無
2016/3/31 10:20	1.677	2.657	2.711	2.489	2.666	0.687	1.267	1.098	西北西	3.0	無
2016/3/31 10:30	1.675	2.660	2.716	2.490	2.672	0.687	1.269	1.101	西北西	3.1	無
2016/3/31 10:40	1.675	2.660	2.716	2.492	2.674	0.688	1.265	1.097	西北西	1.4	無
2016/3/31 10:50	1.677	2.657	2.716	2.492	2.669	0.688	1.265	1.098	西	4.6	無
2016/3/31 11:00	1.678	2.657	2.717	2.492	2.672	0.688	1.269	1.101	西北西	2.0	無
2016/3/31 11:10	1.677	2.658	2.720	2.495	2.676	0.687	1.267	1.098	北西	2.5	無
2016/3/31 11:20	1.683	2.663	2.718	2.490	2.674	0.689	1.268	1.100	東南東	2.6	無
2016/3/31 11:30	1.678	2.665	2.719	2.492	2.677	0.689	1.268	1.098	東南東	3.0	無
2016/3/31 11:40	1.675	2.663	2.716	2.490	2.674	0.688	1.267	1.099	南東	4.3	無
2016/3/31 11:50	1.677	2.663	2.717	2.493	2.678	0.687	1.267	1.099	南東	4.1	無
2016/3/31 12:00	1.675	2.665	2.721	2.495	2.676	0.688	1.268	1.100	南東	4.3	無
2016/3/31 12:10	1.678	2.665	2.717	2.495	2.674	0.686	1.271	1.098	南東	4.6	無
2016/3/31 12:20	1.677	2.665	2.721	2.492	2.679	0.689	1.271	1.099	南東	5.0	無
2016/3/31 12:30	1.677	2.663	2.724	2.494	2.680	0.689	1.270	1.098	南東	4.6	無
2016/3/31 12:40	1.678	2.665	2.721	2.495	2.685	0.690	1.271	1.099	南東	5.3	無
2016/3/31 12:50	1.680	2.662	2.717	2.494	2.681	0.689	1.269	1.100	南東	6.8	無
2016/3/31 13:00	1.680	2.665	2.723	2.496	2.679	0.690	1.271	1.099	南東	4.9	無
2016/3/31 13:10	1.682	2.665	2.724	2.496	2.682	0.689	1.270	1.100	南東	5.8	無
2016/3/31 13:20	1.682	2.665	2.724	2.497	2.683	0.689	1.270	1.099	南東	6.3	無
2016/3/31 13:30	1.683	2.662	2.725	2.497	2.684	0.690	1.268	1.100	南東	7.3	無
2016/3/31 13:40	1.682	2.665	2.724	2.495	2.681	0.689	1.272	1.096	南東	6.4	無
2016/3/31 13:50	1.682	2.667	2.726	2.500	2.688	0.686	1.270	1.099	南南東	6.9	無
2016/3/31 14:00	1.678	2.667	2.723	2.498	2.683	0.686	1.270	1.098	南南東	6.6	無

日時	MP								スタック		感雨
	MP-1	MP-2	MP-3	MP-4	MP-5	MP-6	MP-7	MP-8	風向	風速	
2016/3/31 14:10	1.682	2.663	2.723	2.497	2.684	0.687	1.269	1.099	南南東	8.1	無
2016/3/31 14:20	1.678	2.665	2.725	2.496	2.684	0.688	1.270	1.097	南南東	10.0	無
2016/3/31 14:30	1.680	2.668	2.722	2.495	2.686	0.686	1.270	1.099	南南東	7.9	無
2016/3/31 14:40	1.680	2.665	2.727	2.496	2.687	0.689	1.266	1.102	南	8.3	無
2016/3/31 14:50	1.680	2.665	2.724	2.498	2.684	0.687	1.270	1.100	南南東	9.3	無
2016/3/31 15:00	1.683	2.668	2.727	2.495	2.686	0.688	1.269	1.100	南南東	9.1	無
2016/3/31 15:10	1.683	2.668	2.728	2.496	2.686	0.689	1.270	1.099	南南東	10.0	無
2016/3/31 15:20	1.680	2.667	2.724	2.503	2.685	0.690	1.270	1.100	南南東	10.2	無
2016/3/31 15:30	1.677	2.668	2.724	2.496	2.686	0.689	1.271	1.099	南南東	10.6	無
2016/3/31 15:40	1.682	2.665	2.728	2.499	2.686	0.689	1.270	1.100	南南東	9.4	無
2016/3/31 15:50	1.680	2.667	2.724	2.491	2.684	0.691	1.269	1.098	南南東	10.3	無
2016/3/31 16:00	1.680	2.665	2.724	2.496	2.690	0.688	1.272	1.100	南南東	8.7	無
2016/3/31 16:10	1.678	2.665	2.723	2.492	2.687	0.693	1.269	1.099	南南東	10.4	無
2016/3/31 16:20	1.678	2.667	2.725	2.491	2.686	0.695	1.268	1.099	南南東	9.8	無
2016/3/31 16:30	1.678	2.663	2.731	2.491	2.681	0.695	1.270	1.099	南南東	9.3	無
2016/3/31 16:40	1.678	2.665	2.727	2.496	2.681	0.691	1.268	1.101	南南東	8.7	無
2016/3/31 16:50	1.678	2.665	2.727	2.493	2.684	0.695	1.269	1.101	南南東	8.3	無
2016/3/31 17:00	1.677	2.667	2.728	2.491	2.685	0.695	1.269	1.104	南南東	9.7	無
2016/3/31 17:10	1.677	2.667	2.726	2.495	2.682	0.694	1.266	1.104	南南東	8.0	無
2016/3/31 17:20	1.678	2.665	2.724	2.494	2.682	0.693	1.269	1.100	南	7.9	無
2016/3/31 17:30	1.680	2.662	2.723	2.492	2.683	0.692	1.268	1.101	南	6.8	無
2016/3/31 17:40	1.680	2.663	2.726	2.493	2.682	0.692	1.268	1.102	南	7.3	無
2016/3/31 17:50	1.678	2.662	2.724	2.495	2.683	0.694	1.269	1.102	南	6.0	無
2016/3/31 18:00	1.680	2.657	2.727	2.494	2.684	0.693	1.270	1.101	南	5.5	無
2016/3/31 18:10	1.680	2.660	2.721	2.491	2.685	0.692	1.267	1.101	南	4.8	無
2016/3/31 18:20	1.682	2.660	2.724	2.494	2.681	0.693	1.269	1.101	南南西	4.2	無
2016/3/31 18:30	1.682	2.662	2.723	2.487	2.682	0.693	1.269	1.100	南	3.5	無
2016/3/31 18:40	1.678	2.658	2.721	2.492	2.683	0.694	1.270	1.100	南	3.6	無
2016/3/31 18:50	1.675	2.657	2.724	2.493	2.686	0.691	1.269	1.100	南	3.6	無
2016/3/31 19:00	1.675	2.655	2.720	2.491	2.682	0.691	1.268	1.099	南	3.3	無
2016/3/31 19:10	1.677	2.658	2.720	2.493	2.682	0.693	1.269	1.101	南南西	3.5	無
2016/3/31 19:20	1.675	2.657	2.724	2.494	2.686	0.691	1.266	1.100	南西	3.2	無
2016/3/31 19:30	1.672	2.652	2.718	2.490	2.678	0.692	1.270	1.102	西南西	1.4	無
2016/3/31 19:40	1.673	2.655	2.719	2.490	2.678	0.692	1.269	1.100	北西	1.5	無
2016/3/31 19:50	1.673	2.658	2.718	2.489	2.684	0.691	1.269	1.101	-	CALM	無
2016/3/31 20:00	1.675	2.658	2.719	2.490	2.680	0.691	1.269	1.101	北東	0.8	無

日時	MP								スタック		感雨
	MP-1	MP-2	MP-3	MP-4	MP-5	MP-6	MP-7	MP-8	風向	風速	
2016/3/31 20:10	1.677	2.655	2.719	2.486	2.676	0.692	1.267	1.100	東	0.6	無
2016/3/31 20:20	1.675	2.657	2.718	2.490	2.680	0.692	1.269	1.098	南東	1.1	無
2016/3/31 20:30	1.675	2.655	2.719	2.490	2.676	0.692	1.270	1.100	南東	1.2	無
2016/3/31 20:40	1.673	2.652	2.718	2.490	2.681	0.690	1.269	1.099	東南東	0.9	無
2016/3/31 20:50	1.675	2.653	2.713	2.490	2.682	0.692	1.269	1.101	-	CALM	無
2016/3/31 21:00	1.672	2.653	2.720	2.489	2.676	0.692	1.269	1.101	北北東	1.4	無
2016/3/31 21:10	1.675	2.653	2.714	2.489	2.676	0.691	1.266	1.100	東南東	2.0	無
2016/3/31 21:20	1.673	2.653	2.719	2.491	2.678	0.689	1.266	1.101	南東	1.5	無
2016/3/31 21:30	1.673	2.653	2.717	2.488	2.678	0.689	1.268	1.099	-	CALM	無
2016/3/31 21:40	1.672	2.653	2.720	2.489	2.674	0.688	1.267	1.100	南	0.6	無
2016/3/31 21:50	1.672	2.653	2.717	2.483	2.677	0.689	1.268	1.101	南西	0.9	無
2016/3/31 22:00	1.670	2.652	2.716	2.488	2.676	0.690	1.269	1.101	西	1.7	無
2016/3/31 22:10	1.670	2.652	2.717	2.487	2.683	0.691	1.266	1.100	西	1.7	無
2016/3/31 22:20	1.677	2.655	2.715	2.486	2.680	0.690	1.270	1.099	西	1.2	無
2016/3/31 22:30	1.677	2.655	2.719	2.488	2.676	0.689	1.267	1.100	西	1.7	無
2016/3/31 22:40	1.670	2.653	2.718	2.489	2.677	0.690	1.268	1.100	西	2.5	無
2016/3/31 22:50	1.670	2.653	2.717	2.488	2.677	0.690	1.267	1.099	北西	2.3	無
2016/3/31 23:00	1.673	2.650	2.717	2.485	2.678	0.690	1.268	1.099	北西	1.7	無
2016/3/31 23:10	1.670	2.652	2.716	2.487	2.680	0.689	1.268	1.100	北西	2.3	無
2016/3/31 23:20	1.672	2.650	2.713	2.486	2.676	0.691	1.265	1.100	西北西	1.9	無
2016/3/31 23:30	1.670	2.652	2.715	2.487	2.681	0.691	1.267	1.099	西	1.2	無
2016/3/31 23:40	1.668	2.650	2.712	2.488	2.676	0.691	1.267	1.099	南	0.9	無
2016/3/31 23:50	1.670	2.652	2.709	2.488	2.677	0.688	1.268	1.101	南西	1.4	無
2016/4/1 0:00	1.672	2.653	2.712	2.482	2.675	0.691	1.268	1.099	西南西	1.7	無
2016/4/1 0:10	1.673	2.653	2.715	2.485	2.674	0.689	1.267	1.099	西南西	2.0	無
2016/4/1 0:20	1.668	2.650	2.713	2.488	2.680	0.688	1.267	1.099	西南西	2.5	無
2016/4/1 0:30	1.672	2.653	2.715	2.486	2.675	0.689	1.268	1.102	西	2.3	無
2016/4/1 0:40	1.667	2.653	2.714	2.484	2.676	0.688	1.267	1.099	西北西	2.3	無
2016/4/1 0:50	1.670	2.652	2.714	2.485	2.675	0.687	1.269	1.100	西北西	2.6	無
2016/4/1 1:00	1.672	2.650	2.714	2.485	2.675	0.689	1.266	1.099	西北西	2.3	無
2016/4/1 1:10	1.677	2.653	2.715	2.484	2.677	0.688	1.264	1.100	北西	1.7	無
2016/4/1 1:20	1.677	2.652	2.716	2.488	2.675	0.691	1.266	1.101	北西	2.0	無
2016/4/1 1:30	1.672	2.652	2.714	2.486	2.674	0.689	1.268	1.099	北西	2.6	無
2016/4/1 1:40	1.668	2.653	2.714	2.487	2.676	0.689	1.268	1.100	北北西	3.7	無
2016/4/1 1:50	1.670	2.650	2.714	2.485	2.678	0.690	1.268	1.103	北北西	7.3	無
2016/4/1 2:00	1.670	2.650	2.716	2.487	2.672	0.689	1.268	1.101	北北西	7.6	無

日時	MP								スタック		感雨
	MP-1	MP-2	MP-3	MP-4	MP-5	MP-6	MP-7	MP-8	風向	風速	
2016/4/1 2:10	1.668	2.652	2.712	2.488	2.674	0.688	1.267	1.099	北北西	8.7	無
2016/4/1 2:20	1.667	2.653	2.712	2.486	2.673	0.688	1.267	1.101	北北西	8.8	無
2016/4/1 2:30	1.670	2.650	2.714	2.488	2.674	0.688	1.266	1.100	北北西	9.1	無
2016/4/1 2:40	1.670	2.653	2.710	2.488	2.674	0.688	1.268	1.100	北北西	8.9	無
2016/4/1 2:50	1.673	2.655	2.710	2.485	2.674	0.688	1.268	1.100	北北西	8.8	無
2016/4/1 3:00	1.668	2.655	2.715	2.488	2.668	0.689	1.270	1.100	北北西	8.8	無
2016/4/1 3:10	1.670	2.652	2.713	2.487	2.676	0.688	1.267	1.100	北北西	9.1	無
2016/4/1 3:20	1.672	2.657	2.714	2.487	2.673	0.688	1.269	1.099	北北西	8.5	無
2016/4/1 3:30	1.668	2.657	2.714	2.485	2.673	0.690	1.268	1.101	北北西	8.4	無
2016/4/1 3:40	1.670	2.653	2.714	2.492	2.675	0.688	1.268	1.102	北北西	8.7	無
2016/4/1 3:50	1.670	2.652	2.711	2.490	2.671	0.690	1.267	1.101	北北西	8.9	無
2016/4/1 4:00	1.670	2.655	2.715	2.489	2.672	0.688	1.267	1.100	北北西	8.2	無
2016/4/1 4:10	1.670	2.657	2.713	2.485	2.672	0.690	1.269	1.101	北北西	8.0	無
2016/4/1 4:20	1.668	2.653	2.714	2.487	2.672	0.687	1.270	1.102	北北西	7.4	無
2016/4/1 4:30	1.668	2.653	2.713	2.483	2.674	0.688	1.269	1.099	北北西	7.4	無
2016/4/1 4:40	1.670	2.653	2.712	2.487	2.673	0.688	1.268	1.102	北北西	7.0	無
2016/4/1 4:50	1.670	2.650	2.713	2.483	2.674	0.689	1.268	1.100	北北西	6.9	無
2016/4/1 5:00	1.670	2.653	2.711	2.486	2.675	0.688	1.267	1.101	北北西	7.0	無
2016/4/1 5:10	1.668	2.653	2.709	2.489	2.673	0.689	1.267	1.099	北北西	7.0	無
2016/4/1 5:20	1.668	2.653	2.713	2.483	2.671	0.684	1.266	1.100	北北西	7.2	無
2016/4/1 5:30	1.670	2.653	2.710	2.485	2.672	0.686	1.266	1.099	北北西	6.8	無
2016/4/1 5:40	1.668	2.652	2.710	2.483	2.671	0.685	1.266	1.099	北北西	6.9	無
2016/4/1 5:50	1.667	2.653	2.708	2.488	2.670	0.685	1.267	1.102	北北西	7.2	無
2016/4/1 6:00	1.668	2.650	2.710	2.486	2.672	0.684	1.267	1.100	北北西	7.0	無
2016/4/1 6:10	1.667	2.652	2.714	2.487	2.673	0.685	1.268	1.100	北北西	6.4	無
2016/4/1 6:20	1.672	2.650	2.714	2.484	2.671	0.685	1.269	1.099	北北西	6.7	無
2016/4/1 6:30	1.668	2.650	2.714	2.486	2.672	0.686	1.266	1.102	北北西	6.4	無
2016/4/1 6:40	1.672	2.650	2.714	2.491	2.670	0.686	1.268	1.101	北北西	6.4	無
2016/4/1 6:50	1.673	2.653	2.716	2.487	2.675	0.684	1.266	1.101	北北西	6.2	無
2016/4/1 7:00	1.670	2.652	2.716	2.493	2.676	0.687	1.268	1.101	北北西	6.0	無
2016/4/1 7:10	1.672	2.653	2.716	2.486	2.677	0.685	1.269	1.100	北北西	6.0	無
2016/4/1 7:20	1.677	2.655	2.719	2.487	2.676	0.685	1.269	1.102	北北西	5.4	無
2016/4/1 7:30	1.673	2.657	2.714	2.489	2.675	0.685	1.269	1.101	北北西	4.6	無
2016/4/1 7:40	1.677	2.662	2.716	2.493	2.678	0.685	1.269	1.101	北北西	4.3	無
2016/4/1 7:50	1.677	2.657	2.721	2.490	2.679	0.685	1.272	1.102	北北西	4.2	無
2016/4/1 8:00	1.677	2.657	2.722	2.492	2.674	0.685	1.268	1.101	北	3.9	無

風速が0.5m/s未満の場合「CALM」(静穏)、この時の風向を「-」と表記する。

Monitoring data by a monitoring car* at Fukushima Daiichi Nuclear Power Station (μ Sv/h)

* The data from monitoring car may deficit as the vehicle may change monitoring point.

*About the direction of the wind and the wind velocity,we are measuring with the weather observation meter of the 10m higher.

*"-": the wind velocity/"CALM":the wind direction is below 0.5m/s.

Measuring Point	Measurement Date	γ Ray	Neutron Ray	Weather	Wind Direction	Wind Velocity (m/s)
West Gate	2016/3/31 0:00	1.1	<0.01	Cloudy	NNE	2.3
West Gate	2016/3/31 0:10	1.1	<0.01	Cloudy	N	2.2
West Gate	2016/3/31 0:20	1.1	<0.01	Cloudy	NNW	2.4
West Gate	2016/3/31 0:30	1.1	<0.01	Cloudy	NW	1.7
West Gate	2016/3/31 0:40	1.0	<0.01	Cloudy	WNW	2.9
West Gate	2016/3/31 0:50	1.1	<0.01	Cloudy	WNW	2.6
West Gate	2016/3/31 1:00	1.0	<0.01	Cloudy	WNW	1.9
West Gate	2016/3/31 1:10	1.0	<0.01	Cloudy	WNW	1.4
West Gate	2016/3/31 1:20	1.0	<0.01	Cloudy	W	1.3
West Gate	2016/3/31 1:30	1.0	<0.01	Cloudy	WNW	1.5
West Gate	2016/3/31 1:40	1.0	<0.01	Cloudy	NW	1.4
West Gate	2016/3/31 1:50	1.0	<0.01	Cloudy	NW	1.2
West Gate	2016/3/31 2:00	1.1	<0.01	Cloudy	NW	0.9
West Gate	2016/3/31 2:10	1.0	<0.01	Cloudy	WNW	2.3
West Gate	2016/3/31 2:20	1.0	<0.01	Cloudy	WNW	1.8
West Gate	2016/3/31 2:30	1.1	<0.01	Cloudy	W	1.9
West Gate	2016/3/31 2:40	1.0	<0.01	Cloudy	W	2.3
West Gate	2016/3/31 2:50	1.1	<0.01	Cloudy	W	2.4
West Gate	2016/3/31 3:00	1.1	<0.01	Cloudy	W	2.2
West Gate	2016/3/31 3:10	1.1	<0.01	Cloudy	W	2.4
West Gate	2016/3/31 3:20	1.0	<0.01	Cloudy	W	2.2
West Gate	2016/3/31 3:30	1.1	<0.01	Cloudy	W	2.2
West Gate	2016/3/31 3:40	1.1	<0.01	Cloudy	WSW	1.6
West Gate	2016/3/31 3:50	1.1	<0.01	Cloudy	WSW	1.5
West Gate	2016/3/31 4:00	1.0	<0.01	Cloudy	WSW	1.8
West Gate	2016/3/31 4:10	1.1	<0.01	Cloudy	SW	2.1
West Gate	2016/3/31 4:20	1.1	<0.01	Cloudy	SW	2.3
West Gate	2016/3/31 4:30	1.1	<0.01	Cloudy	WSW	2.1
West Gate	2016/3/31 4:40	1.1	<0.01	Cloudy	WSW	1.8
West Gate	2016/3/31 4:50	1.0	<0.01	Cloudy	WSW	1.9
West Gate	2016/3/31 5:00	1.0	<0.01	Cloudy	WSW	1.9
West Gate	2016/3/31 5:10	1.0	<0.01	Fine	WSW	1.9
West Gate	2016/3/31 5:20	1.0	<0.01	Fine	W	2.3
West Gate	2016/3/31 5:30	1.1	<0.01	Fine	W	2.5
West Gate	2016/3/31 5:40	1.0	<0.01	Fine	W	2.5
West Gate	2016/3/31 5:50	1.0	<0.01	Fine	W	2.3
West Gate	2016/3/31 6:00	1.0	<0.01	Fine	W	2.4
West Gate	2016/3/31 6:10	1.0	<0.01	Fine	W	2.4
West Gate	2016/3/31 6:20	1.0	<0.01	Fine	W	2.5
West Gate	2016/3/31 6:30	1.1	<0.01	Fine	W	2.6
West Gate	2016/3/31 6:40	1.0	<0.01	Fine	W	2.1
West Gate	2016/3/31 6:50	1.0	<0.01	Fine	W	1.8
West Gate	2016/3/31 7:00	1.0	<0.01	Fine	W	1.5
West Gate	2016/3/31 7:10	1.1	<0.01	Fine	WNW	2.1
West Gate	2016/3/31 7:20	1.1	<0.01	Fine	W	2.4
West Gate	2016/3/31 7:30	1.1	<0.01	Fine	W	2.2
West Gate	2016/3/31 7:40	1.1	<0.01	Fine	W	2.3
West Gate	2016/3/31 7:50	1.0	<0.01	Fine	WNW	2.5
West Gate	2016/3/31 8:00	1.1	<0.01	Fine	WNW	2.2
West Gate	2016/3/31 8:10	1.0	<0.01	Fine	W	2.6
West Gate	2016/3/31 8:20	1.0	<0.01	Fine	W	2.4
West Gate	2016/3/31 8:30	1.1	<0.01	Fine	W	2.2
West Gate	2016/3/31 8:40	1.1	<0.01	Fine	WSW	2.5
West Gate	2016/3/31 8:50	1.1	<0.01	Fine	W	2.4
West Gate	2016/3/31 9:00	1.1	<0.01	Fine	W	1.9
West Gate	2016/3/31 9:10	1.0	<0.01	Fine	WNW	1.4
West Gate	2016/3/31 9:20	1.1	<0.01	Fine	WNW	2.5
West Gate	2016/3/31 9:30	1.1	<0.01	Fine	W	2.6
West Gate	2016/3/31 9:40	1.1	<0.01	Fine	SW	1.0
West Gate	2016/3/31 9:50	1.1	<0.01	Fine	W	2.5
West Gate	2016/3/31 10:00	1.1	<0.01	Fine	WNW	1.8
West Gate	2016/3/31 10:10	1.1	<0.01	Fine	WSW	2.3
West Gate	2016/3/31 10:20	1.1	<0.01	Fine	WSW	1.0
West Gate	2016/3/31 10:30	1.1	<0.01	Fine	NW	1.6
West Gate	2016/3/31 10:40	1.1	<0.01	Fine	WNW	1.1
West Gate	2016/3/31 10:50	1.1	<0.01	Fine	W	1.9
West Gate	2016/3/31 11:00	1.1	<0.01	Fine	-	CALM
West Gate	2016/3/31 11:10	1.1	<0.01	Fine	E	2.3

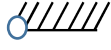

Measuring Point	Measurement Date	γ Ray	Neutron Ray	Weather	Wind Direction	Wind Velocity (m/s)
West Gate	2016/3/31 11:20	1.1	<0.01	Fine	SE	2.4
West Gate	2016/3/31 11:30	1.1	<0.01	Fine	ESE	2.4
West Gate	2016/3/31 11:40	1.0	<0.01	Fine	ESE	3.6
West Gate	2016/3/31 11:50	1.1	<0.01	Fine	SE	3.8
West Gate	2016/3/31 12:00	1.0	<0.01	Fine	SE	3.3
West Gate	2016/3/31 12:10	1.0	<0.01	Fine	SE	3.2
West Gate	2016/3/31 12:20	1.0	<0.01	Fine	SE	3.5
West Gate	2016/3/31 12:30	1.1	<0.01	Fine	SE	3.6
West Gate	2016/3/31 12:40	1.1	<0.01	Fine	SE	3.7
West Gate	2016/3/31 12:50	1.1	<0.01	Fine	SSE	4.2
West Gate	2016/3/31 13:00	1.1	<0.01	Fine	SSE	3.0
West Gate	2016/3/31 13:10	1.1	<0.01	Fine	SSE	3.6
West Gate	2016/3/31 13:20	1.1	<0.01	Fine	SSE	3.6
West Gate	2016/3/31 13:30	1.0	<0.01	Fine	SSE	4.1
West Gate	2016/3/31 13:40	1.0	<0.01	Fine	SSE	3.9
West Gate	2016/3/31 13:50	1.1	<0.01	Fine	SSE	4.1
West Gate	2016/3/31 14:00	1.0	<0.01	Fine	SSE	3.3
West Gate	2016/3/31 14:10	1.0	<0.01	Fine	SSE	4.2
West Gate	2016/3/31 14:20	1.0	<0.01	Fine	SSE	4.7
West Gate	2016/3/31 14:30	1.1	<0.01	Fine	SSE	4.5
West Gate	2016/3/31 14:40	1.1	<0.01	Fine	SSE	3.6
West Gate	2016/3/31 14:50	1.1	<0.01	Fine	SSE	3.0
West Gate	2016/3/31 15:00	1.1	<0.01	Fine	SSE	3.7
West Gate	2016/3/31 15:10	1.0	<0.01	Fine	SSE	4.3
West Gate	2016/3/31 15:20	1.1	<0.01	Fine	SSE	5.2
West Gate	2016/3/31 15:30	1.1	<0.01	Fine	S	5.6
West Gate	2016/3/31 15:40	1.1	<0.01	Fine	S	5.5
West Gate	2016/3/31 15:50	1.0	<0.01	Fine	S	4.9
West Gate	2016/3/31 16:00	1.1	<0.01	Fine	SSE	5.0
West Gate	2016/3/31 16:10	1.1	<0.01	Fine	S	4.5
West Gate	2016/3/31 16:20	1.0	<0.01	Fine	SSE	3.6
West Gate	2016/3/31 16:30	1.0	<0.01	Fine	SSE	4.5
West Gate	2016/3/31 16:40	1.0	<0.01	Fine	S	4.0
West Gate	2016/3/31 16:50	1.1	<0.01	Fine	SSE	3.1
West Gate	2016/3/31 17:00	1.1	<0.01	Fine	SSE	4.0
West Gate	2016/3/31 17:10	1.1	<0.01	Fine	SSE	3.5
West Gate	2016/3/31 17:20	1.0	<0.01	Fine	S	3.6
West Gate	2016/3/31 17:30	1.0	<0.01	Fine	S	3.4
West Gate	2016/3/31 17:40	1.0	<0.01	Fine	S	3.2
West Gate	2016/3/31 17:50	1.0	<0.01	Fine	SSW	2.7
West Gate	2016/3/31 18:00	1.1	<0.01	Fine	SSW	2.4
West Gate	2016/3/31 18:10	1.1	<0.01	Fine	SSW	2.0
West Gate	2016/3/31 18:20	1.1	<0.01	Fine	SSW	1.5
West Gate	2016/3/31 18:30	1.1	<0.01	Fine	S	1.0
West Gate	2016/3/31 18:40	1.0	<0.01	Fine	S	1.6
West Gate	2016/3/31 18:50	1.1	<0.01	Fine	SSW	1.2
West Gate	2016/3/31 19:00	1.1	<0.01	Fine	SW	0.8
West Gate	2016/3/31 19:10	1.1	<0.01	Fine	WSW	1.0
West Gate	2016/3/31 19:20	1.1	<0.01	Fine	W	1.4
West Gate	2016/3/31 19:30	1.1	<0.01	Fine	WNW	1.1
West Gate	2016/3/31 19:40	1.1	<0.01	Fine	NNW	0.8
West Gate	2016/3/31 19:50	1.1	<0.01	Fine	-	CALM
West Gate	2016/3/31 20:00	1.1	<0.01	Fine	NNW	0.7
West Gate	2016/3/31 20:10	1.1	<0.01	Fine	NNW	1.3
West Gate	2016/3/31 20:20	1.1	<0.01	Fine	-	CALM
West Gate	2016/3/31 20:30	1.1	<0.01	Fine	WNW	0.9
West Gate	2016/3/31 20:40	1.1	<0.01	Fine	-	CALM
West Gate	2016/3/31 20:50	1.1	<0.01	Fine	NNW	1.1
West Gate	2016/3/31 21:00	1.1	<0.01	Fine	N	1.0
West Gate	2016/3/31 21:10	1.1	<0.01	Fine	NE	0.7
West Gate	2016/3/31 21:20	1.1	<0.01	Fine	WSW	0.9
West Gate	2016/3/31 21:30	1.1	<0.01	Fine	WNW	1.8
West Gate	2016/3/31 21:40	1.1	<0.01	Fine	W	1.8
West Gate	2016/3/31 21:50	1.1	<0.01	Fine	W	2.0
West Gate	2016/3/31 22:00	1.1	<0.01	Fine	W	2.1
West Gate	2016/3/31 22:10	1.1	<0.01	Fine	W	1.5
West Gate	2016/3/31 22:20	1.1	<0.01	Fine	WNW	1.3
West Gate	2016/3/31 22:30	1.1	<0.01	Fine	W	1.7
West Gate	2016/3/31 22:40	1.1	<0.01	Fine	WNW	1.6
West Gate	2016/3/31 22:50	1.1	<0.01	Fine	-	CALM
West Gate	2016/3/31 23:00	1.1	<0.01	Fine	WNW	1.5
West Gate	2016/3/31 23:10	1.1	<0.01	Fine	WSW	1.8
West Gate	2016/3/31 23:20	1.1	<0.01	Fine	WSW	1.0
West Gate	2016/3/31 23:30	1.1	<0.01	Fine	WSW	0.7
West Gate	2016/3/31 23:40	1.1	<0.01	Fine	-	CALM
West Gate	2016/3/31 23:50	1.1	<0.01	Fine	WSW	1.5

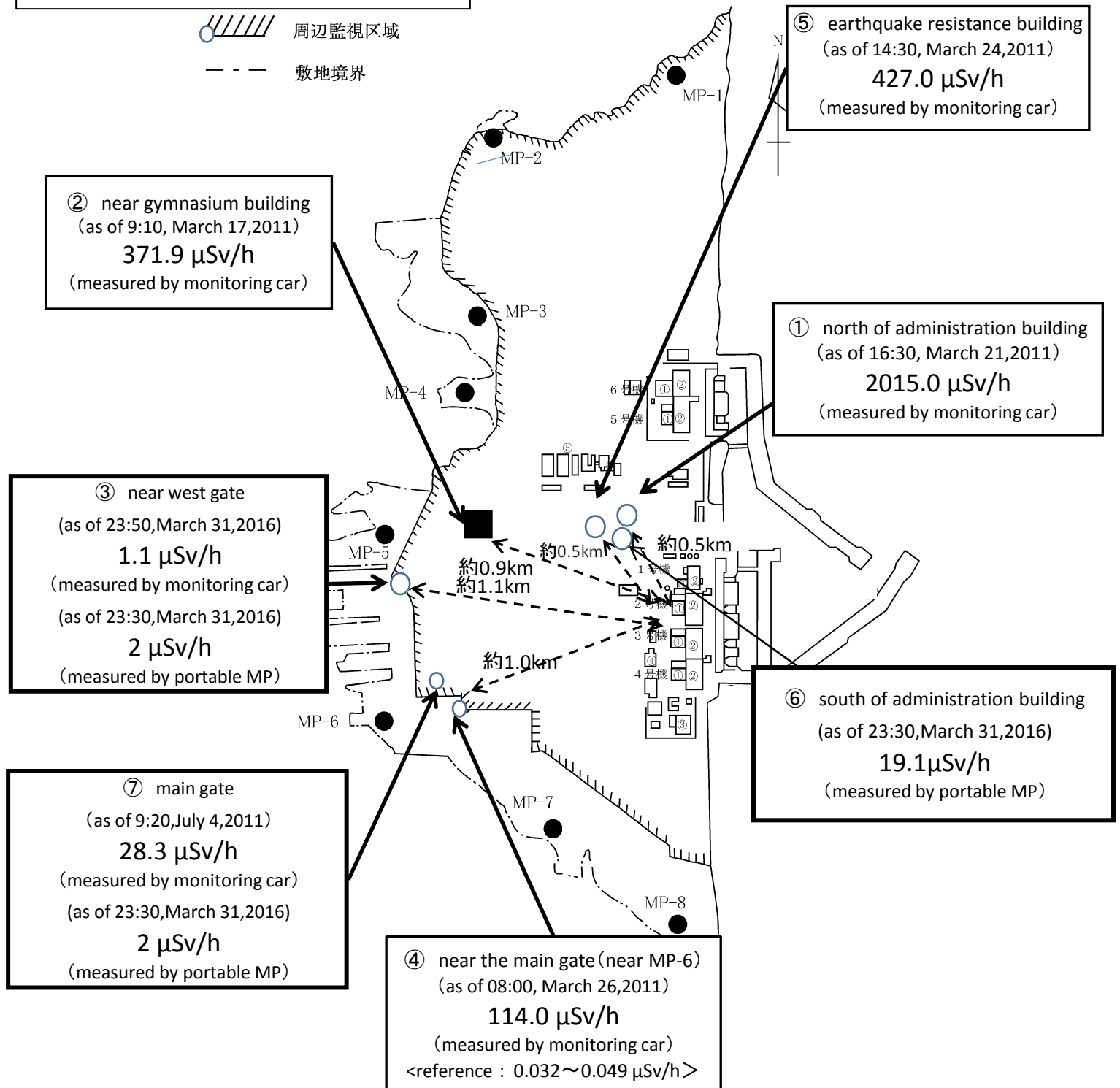
Fukushima Daiichi Nuclear Power Plant

2016/3/31

周辺監視区域: supervised outside area
敷地境界: site boundary

as of 23:50

 周辺監視区域
 敷地境界



※Reference data indicate the normal fluctuation range of airborne radiation rate.