

Fixed point Monitoring Status by Temporary Monitoring Post at Fukushima Daiichi Nuclear Power Station

Date	Radiation Dose Rate (μ Sv/h) At the Main Buiding	Radiation Dose Rate (μ Sv/h) At the Main Gate	Radiation Dose Rate (μ Sv/h) At the West Gate
2016/3/30 0:00	19	2	2
2016/3/30 0:30	19	2	2
2016/3/30 1:00	19	2	2
2016/3/30 1:30	19	2	2
2016/3/30 2:00	19	2	2
2016/3/30 2:30	20	2	2
2016/3/30 3:00	20	2	2
2016/3/30 3:30	20	2	2
2016/3/30 4:00	20	2	2
2016/3/30 4:30	20	2	2
2016/3/30 5:00	19	2	2
2016/3/30 5:30	19	2	2
2016/3/30 6:00	19	2	2
2016/3/30 6:30	20	2	2
2016/3/30 7:00	19	2	2
2016/3/30 7:30	20	2	2
2016/3/30 8:00	20	2	2
2016/3/30 8:30	19	2	2
2016/3/30 9:00	19	2	2
2016/3/30 9:30	19	2	2
2016/3/30 10:00	19	2	2
2016/3/30 10:30	19	2	2
2016/3/30 11:00	19	2	2
2016/3/30 11:30	20	2	2
2016/3/30 12:00	19	2	2
2016/3/30 12:30	19	2	2
2016/3/30 13:00	19	2	2
2016/3/30 13:30	20	2	2
2016/3/30 14:00	20	2	2
2016/3/30 14:30	20	2	2
2016/3/30 15:00	20	2	2
2016/3/30 15:30	20	2	2
2016/3/30 16:00	20	2	2
2016/3/30 16:30	20	2	2
2016/3/30 17:00	20	2	2
2016/3/30 17:30	20	2	2
2016/3/30 18:00	20	2	2
2016/3/30 18:30	20	2	2
2016/3/30 19:00	20	2	2
2016/3/30 19:30	20	2	2
2016/3/30 20:00	19	2	2
2016/3/30 20:30	19	2	2
2016/3/30 21:00	19	2	2
2016/3/30 21:30	19	2	2
2016/3/30 22:00	19	2	2
2016/3/30 22:30	19	2	2
2016/3/30 23:00	19	2	2
2016/3/30 23:30	19	2	2

福島第一原子力発電所 モニタリングポスト空間線量率

単位: $\mu\text{Sv/h}$ 単位: m/s

日時	MP								スタック		感雨
	MP-1	MP-2	MP-3	MP-4	MP-5	MP-6	MP-7	MP-8	風向	風速	
2016/3/30 8:00	1.673	2.657	2.713	2.481	2.675	0.686	1.270	1.100	南東	0.6	無
2016/3/30 8:10	1.673	2.655	2.710	2.483	2.672	0.688	1.270	1.101	南南東	1.2	無
2016/3/30 8:20	1.672	2.655	2.713	2.483	2.674	0.686	1.268	1.101	南東	1.7	無
2016/3/30 8:30	1.672	2.655	2.713	2.483	2.674	0.685	1.269	1.101	南東	2.3	無
2016/3/30 8:40	1.667	2.657	2.710	2.483	2.675	0.683	1.265	1.102	東南東	1.9	無
2016/3/30 8:50	1.665	2.653	2.712	2.482	2.677	0.686	1.266	1.102	南東	3.0	無
2016/3/30 9:00	1.667	2.655	2.715	2.484	2.678	0.686	1.267	1.100	南東	2.5	無
2016/3/30 9:10	1.665	2.655	2.716	2.486	2.672	0.686	1.264	1.099	南東	3.6	無
2016/3/30 9:20	1.670	2.653	2.712	2.483	2.674	0.684	1.266	1.099	南東	2.2	無
2016/3/30 9:30	1.668	2.653	2.715	2.483	2.677	0.685	1.266	1.099	東南東	3.2	無
2016/3/30 9:40	1.670	2.657	2.713	2.483	2.677	0.685	1.266	1.099	東南東	2.6	無
2016/3/30 9:50	1.667	2.660	2.714	2.486	2.675	0.686	1.266	1.100	南東	3.3	無
2016/3/30 10:00	1.670	2.660	2.717	2.488	2.673	0.683	1.266	1.099	南東	3.2	無
2016/3/30 10:10	1.672	2.657	2.717	2.488	2.673	0.684	1.264	1.098	南東	3.6	無
2016/3/30 10:20	1.670	2.658	2.715	2.486	2.677	0.684	1.267	1.100	南東	3.5	無
2016/3/30 10:30	1.668	2.655	2.719	2.489	2.673	0.686	1.267	1.098	南東	3.0	無
2016/3/30 10:40	1.668	2.657	2.719	2.486	2.677	0.685	1.267	1.097	南東	3.2	無
2016/3/30 10:50	1.672	2.660	2.715	2.486	2.679	0.686	1.268	1.099	南東	3.0	無
2016/3/30 11:00	1.668	2.658	2.718	2.485	2.673	0.685	1.266	1.098	南東	3.4	無
2016/3/30 11:10	1.675	2.658	2.717	2.486	2.676	0.687	1.266	1.097	南東	3.8	無
2016/3/30 11:20	1.675	2.658	2.715	2.486	2.676	0.688	1.267	1.098	東南東	3.1	無
2016/3/30 11:30	1.673	2.660	2.718	2.483	2.679	0.686	1.266	1.097	南東	2.6	無
2016/3/30 11:40	1.672	2.662	2.716	2.484	2.679	0.685	1.266	1.096	東南東	3.1	無
2016/3/30 11:50	1.677	2.662	2.717	2.489	2.679	0.688	1.266	1.098	南東	4.2	無
2016/3/30 12:00	1.670	2.665	2.718	2.489	2.683	0.687	1.268	1.098	南東	3.5	無
2016/3/30 12:10	1.675	2.660	2.719	2.488	2.678	0.687	1.268	1.098	南東	4.7	無
2016/3/30 12:20	1.675	2.665	2.716	2.487	2.681	0.688	1.269	1.099	南南東	4.6	無
2016/3/30 12:30	1.677	2.665	2.721	2.489	2.684	0.690	1.266	1.099	南南東	5.5	無
2016/3/30 12:40	1.677	2.665	2.719	2.488	2.685	0.690	1.268	1.099	南南東	5.9	無
2016/3/30 12:50	1.677	2.662	2.716	2.494	2.681	0.690	1.270	1.099	南南東	5.5	無
2016/3/30 13:00	1.677	2.665	2.719	2.489	2.684	0.691	1.269	1.099	南南東	6.3	無
2016/3/30 13:10	1.678	2.663	2.717	2.490	2.680	0.687	1.270	1.100	南南東	7.4	無
2016/3/30 13:20	1.677	2.663	2.719	2.493	2.685	0.689	1.268	1.100	南南東	6.8	無
2016/3/30 13:30	1.677	2.663	2.721	2.491	2.678	0.689	1.268	1.099	南	5.1	無
2016/3/30 13:40	1.677	2.665	2.722	2.492	2.683	0.688	1.268	1.097	南南東	6.8	無
2016/3/30 13:50	1.677	2.667	2.720	2.491	2.681	0.689	1.269	1.099	南南東	6.4	無
2016/3/30 14:00	1.677	2.667	2.719	2.496	2.685	0.690	1.269	1.102	南	7.4	無

日時	MP								スタック		感雨
	MP-1	MP-2	MP-3	MP-4	MP-5	MP-6	MP-7	MP-8	風向	風速	
2016/3/30 14:10	1.680	2.665	2.725	2.492	2.684	0.689	1.270	1.098	南	8.8	無
2016/3/30 14:20	1.677	2.663	2.717	2.492	2.682	0.688	1.270	1.100	南南東	8.8	無
2016/3/30 14:30	1.678	2.665	2.720	2.494	2.684	0.687	1.270	1.098	南南東	8.9	無
2016/3/30 14:40	1.678	2.665	2.719	2.492	2.685	0.690	1.268	1.100	南南東	10.1	無
2016/3/30 14:50	1.682	2.663	2.723	2.492	2.678	0.688	1.271	1.099	南南東	10.0	無
2016/3/30 15:00	1.675	2.662	2.722	2.490	2.683	0.690	1.269	1.098	南南東	9.7	無
2016/3/30 15:10	1.677	2.662	2.718	2.492	2.682	0.690	1.271	1.099	南南東	8.9	無
2016/3/30 15:20	1.678	2.663	2.724	2.490	2.684	0.689	1.271	1.098	南南東	8.7	無
2016/3/30 15:30	1.678	2.665	2.723	2.490	2.684	0.691	1.269	1.099	南南東	8.4	無
2016/3/30 15:40	1.682	2.658	2.721	2.490	2.684	0.692	1.270	1.099	南	8.9	無
2016/3/30 15:50	1.682	2.663	2.725	2.494	2.686	0.696	1.270	1.101	南	9.8	無
2016/3/30 16:00	1.680	2.663	2.730	2.497	2.685	0.695	1.272	1.101	南	8.9	無
2016/3/30 16:10	1.680	2.663	2.727	2.496	2.686	0.696	1.272	1.101	南	10.1	無
2016/3/30 16:20	1.680	2.663	2.724	2.494	2.690	0.695	1.271	1.101	南	10.6	無
2016/3/30 16:30	1.680	2.663	2.730	2.494	2.685	0.695	1.273	1.102	南	8.8	無
2016/3/30 16:40	1.680	2.662	2.727	2.495	2.685	0.696	1.270	1.105	南	8.7	無
2016/3/30 16:50	1.683	2.663	2.727	2.496	2.683	0.694	1.269	1.105	南	8.4	無
2016/3/30 17:00	1.680	2.662	2.730	2.494	2.685	0.695	1.272	1.103	南	8.8	無
2016/3/30 17:10	1.682	2.660	2.727	2.491	2.685	0.694	1.270	1.106	南	8.2	無
2016/3/30 17:20	1.682	2.660	2.727	2.493	2.687	0.696	1.270	1.104	南南西	8.7	無
2016/3/30 17:30	1.682	2.660	2.728	2.494	2.681	0.697	1.271	1.104	南南西	8.3	無
2016/3/30 17:40	1.682	2.663	2.724	2.492	2.681	0.694	1.270	1.105	南南西	7.9	無
2016/3/30 17:50	1.678	2.662	2.724	2.496	2.686	0.696	1.271	1.104	南南西	8.4	無
2016/3/30 18:00	1.680	2.658	2.725	2.494	2.689	0.694	1.273	1.104	南南西	6.6	無
2016/3/30 18:10	1.680	2.658	2.721	2.493	2.687	0.695	1.272	1.104	南西	3.7	無
2016/3/30 18:20	1.678	2.660	2.723	2.494	2.687	0.694	1.272	1.104	南西	2.5	無
2016/3/30 18:30	1.680	2.658	2.722	2.492	2.684	0.694	1.270	1.103	北北西	3.4	無
2016/3/30 18:40	1.682	2.660	2.722	2.489	2.684	0.695	1.274	1.104	北北西	3.7	無
2016/3/30 18:50	1.677	2.662	2.721	2.492	2.684	0.694	1.272	1.102	北北西	3.5	無
2016/3/30 19:00	1.678	2.657	2.724	2.491	2.683	0.695	1.272	1.104	北北西	3.3	無
2016/3/30 19:10	1.677	2.658	2.722	2.491	2.687	0.693	1.273	1.103	北北西	3.0	無
2016/3/30 19:20	1.680	2.655	2.724	2.489	2.685	0.694	1.273	1.103	北西	3.1	無
2016/3/30 19:30	1.680	2.660	2.723	2.491	2.685	0.694	1.271	1.104	北西	3.1	無
2016/3/30 19:40	1.682	2.658	2.721	2.491	2.684	0.694	1.271	1.103	北北西	2.3	無
2016/3/30 19:50	1.675	2.655	2.722	2.490	2.683	0.694	1.273	1.103	北北東	3.6	無
2016/3/30 20:00	1.675	2.655	2.723	2.490	2.688	0.693	1.273	1.103	北北東	3.8	無

日時	MP								スタック		感雨
	MP-1	MP-2	MP-3	MP-4	MP-5	MP-6	MP-7	MP-8	風向	風速	
2016/3/30 20:10	1.675	2.653	2.721	2.488	2.683	0.695	1.273	1.104	北北東	4.5	無
2016/3/30 20:20	1.677	2.655	2.720	2.488	2.684	0.694	1.272	1.104	北	5.2	無
2016/3/30 20:30	1.677	2.658	2.724	2.489	2.685	0.691	1.270	1.105	北北西	5.2	無
2016/3/30 20:40	1.673	2.658	2.724	2.487	2.682	0.694	1.270	1.104	北西	7.0	無
2016/3/30 20:50	1.678	2.657	2.723	2.492	2.687	0.693	1.271	1.104	西北西	10.9	有
2016/3/30 21:00	1.678	2.658	2.719	2.493	2.684	0.692	1.271	1.104	西北西	10.0	有
2016/3/30 21:10	1.677	2.655	2.723	2.491	2.686	0.695	1.270	1.104	北西	6.5	有
2016/3/30 21:20	1.677	2.655	2.722	2.491	2.679	0.693	1.268	1.104	北西	4.9	有
2016/3/30 21:30	1.682	2.657	2.720	2.493	2.680	0.695	1.269	1.104	北西	5.4	有
2016/3/30 21:40	1.682	2.650	2.709	2.488	2.658	0.697	1.268	1.104	北西	5.5	有
2016/3/30 21:50	1.682	2.643	2.703	2.484	2.653	0.696	1.264	1.100	北西	7.9	有
2016/3/30 22:00	1.680	2.647	2.707	2.486	2.657	0.696	1.264	1.100	北西	7.2	有
2016/3/30 22:10	1.677	2.645	2.705	2.488	2.654	0.697	1.265	1.102	北西	7.4	有
2016/3/30 22:20	1.677	2.643	2.701	2.484	2.657	0.697	1.266	1.102	北西	6.1	無
2016/3/30 22:30	1.678	2.638	2.698	2.480	2.651	0.694	1.267	1.100	北北西	6.5	無
2016/3/30 22:40	1.675	2.640	2.700	2.483	2.650	0.696	1.265	1.101	北北西	8.7	無
2016/3/30 22:50	1.675	2.642	2.696	2.481	2.649	0.693	1.265	1.101	北北西	7.6	無
2016/3/30 23:00	1.675	2.638	2.699	2.478	2.648	0.694	1.265	1.100	北	5.4	無
2016/3/30 23:10	1.677	2.640	2.696	2.480	2.650	0.693	1.267	1.102	北	7.0	無
2016/3/30 23:20	1.673	2.642	2.695	2.475	2.646	0.690	1.263	1.101	北	7.6	無
2016/3/30 23:30	1.665	2.642	2.697	2.475	2.646	0.691	1.264	1.101	北	6.6	無
2016/3/30 23:40	1.665	2.638	2.693	2.476	2.645	0.690	1.265	1.100	北	6.6	無
2016/3/30 23:50	1.668	2.635	2.696	2.476	2.643	0.689	1.263	1.099	北	5.8	無
2016/3/31 0:00	1.672	2.638	2.696	2.475	2.644	0.690	1.266	1.100	北北東	5.0	無
2016/3/31 0:10	1.672	2.637	2.695	2.475	2.642	0.689	1.265	1.099	北北西	4.9	無
2016/3/31 0:20	1.672	2.633	2.695	2.477	2.643	0.687	1.265	1.099	北西	7.2	無
2016/3/31 0:30	1.668	2.637	2.690	2.476	2.644	0.688	1.267	1.099	北西	8.1	無
2016/3/31 0:40	1.670	2.638	2.693	2.474	2.644	0.687	1.263	1.098	北西	8.4	無
2016/3/31 0:50	1.670	2.638	2.692	2.474	2.644	0.689	1.265	1.098	北西	8.1	無
2016/3/31 1:00	1.668	2.633	2.691	2.475	2.642	0.688	1.265	1.099	北西	7.4	無
2016/3/31 1:10	1.668	2.633	2.690	2.475	2.641	0.689	1.265	1.097	北西	5.9	無
2016/3/31 1:20	1.670	2.635	2.690	2.474	2.640	0.686	1.266	1.099	北西	5.7	無
2016/3/31 1:30	1.667	2.633	2.692	2.473	2.644	0.688	1.263	1.098	北西	7.0	無
2016/3/31 1:40	1.667	2.637	2.688	2.472	2.640	0.689	1.264	1.098	北西	6.3	無
2016/3/31 1:50	1.668	2.637	2.689	2.477	2.641	0.686	1.262	1.097	北西	6.9	無
2016/3/31 2:00	1.670	2.637	2.691	2.476	2.639	0.688	1.263	1.097	北西	7.9	無

日時	MP								スタック		感雨
	MP-1	MP-2	MP-3	MP-4	MP-5	MP-6	MP-7	MP-8	風向	風速	
2016/3/31 2:10	1.670	2.633	2.688	2.472	2.639	0.687	1.264	1.098	西北西	6.3	無
2016/3/31 2:20	1.663	2.633	2.691	2.474	2.638	0.685	1.265	1.099	西	5.0	無
2016/3/31 2:30	1.665	2.633	2.691	2.475	2.638	0.687	1.263	1.097	西南西	4.4	無
2016/3/31 2:40	1.667	2.630	2.686	2.472	2.640	0.685	1.264	1.096	西南西	4.4	無
2016/3/31 2:50	1.667	2.633	2.688	2.474	2.636	0.686	1.265	1.097	西	4.3	無
2016/3/31 3:00	1.667	2.633	2.689	2.472	2.638	0.688	1.266	1.096	西南西	4.7	無
2016/3/31 3:10	1.663	2.633	2.691	2.470	2.636	0.687	1.266	1.100	西南西	5.4	無
2016/3/31 3:20	1.662	2.632	2.690	2.471	2.637	0.687	1.264	1.097	西南西	6.0	無
2016/3/31 3:30	1.667	2.633	2.685	2.477	2.637	0.689	1.264	1.098	西南西	5.9	無
2016/3/31 3:40	1.667	2.628	2.682	2.471	2.635	0.686	1.266	1.097	西南西	5.4	無
2016/3/31 3:50	1.663	2.630	2.684	2.473	2.637	0.686	1.262	1.099	西南西	5.8	無
2016/3/31 4:00	1.663	2.632	2.685	2.473	2.639	0.687	1.262	1.095	南西	5.8	無
2016/3/31 4:10	1.667	2.633	2.688	2.471	2.637	0.686	1.264	1.098	南西	5.5	無
2016/3/31 4:20	1.662	2.632	2.685	2.472	2.638	0.687	1.265	1.097	南西	5.5	無
2016/3/31 4:30	1.663	2.632	2.682	2.473	2.637	0.685	1.263	1.098	南南西	5.4	無
2016/3/31 4:40	1.665	2.635	2.685	2.470	2.635	0.685	1.264	1.097	南西	4.9	無
2016/3/31 4:50	1.665	2.630	2.685	2.471	2.634	0.683	1.264	1.098	南西	4.6	無
2016/3/31 5:00	1.662	2.628	2.686	2.471	2.638	0.684	1.265	1.098	南西	5.4	無
2016/3/31 5:10	1.663	2.632	2.682	2.472	2.641	0.686	1.265	1.096	南西	6.2	無
2016/3/31 5:20	1.667	2.635	2.688	2.471	2.636	0.683	1.266	1.096	南西	6.4	無
2016/3/31 5:30	1.665	2.632	2.684	2.467	2.636	0.681	1.264	1.097	西南西	6.7	無
2016/3/31 5:40	1.665	2.630	2.684	2.467	2.636	0.680	1.263	1.097	西南西	6.0	無
2016/3/31 5:50	1.662	2.630	2.684	2.472	2.634	0.680	1.263	1.096	西南西	4.9	無
2016/3/31 6:00	1.665	2.633	2.683	2.472	2.633	0.681	1.263	1.098	西南西	5.2	無
2016/3/31 6:10	1.665	2.632	2.684	2.475	2.635	0.682	1.262	1.098	西南西	5.2	無
2016/3/31 6:20	1.662	2.633	2.682	2.471	2.635	0.684	1.265	1.099	西	6.2	無
2016/3/31 6:30	1.665	2.635	2.686	2.470	2.634	0.684	1.262	1.098	西	5.7	無
2016/3/31 6:40	1.665	2.632	2.686	2.473	2.638	0.684	1.262	1.099	西	5.7	無
2016/3/31 6:50	1.668	2.637	2.690	2.475	2.637	0.685	1.262	1.097	西	5.0	無
2016/3/31 7:00	1.668	2.638	2.689	2.474	2.639	0.683	1.266	1.099	西	5.4	無
2016/3/31 7:10	1.665	2.637	2.690	2.477	2.641	0.684	1.266	1.099	西	5.0	無
2016/3/31 7:20	1.665	2.638	2.689	2.475	2.639	0.687	1.268	1.100	西	6.0	無
2016/3/31 7:30	1.667	2.638	2.692	2.480	2.642	0.685	1.264	1.100	西	4.5	無
2016/3/31 7:40	1.663	2.642	2.695	2.475	2.645	0.683	1.269	1.100	西	3.9	無
2016/3/31 7:50	1.667	2.647	2.693	2.478	2.642	0.685	1.267	1.099	西北西	3.4	無
2016/3/31 8:00	1.668	2.642	2.698	2.481	2.647	0.685	1.269	1.100	西北西	3.8	無

風速が0.5m/s未満の場合「CALM」(静穏)、この時の風向を「-」と表記する。

Monitoring data by a monitoring car* at Fukushima Daiichi Nuclear Power Station (μ Sv/h)

* The data from monitoring car may deficit as the vehicle may change monitoring point.

*About the direction of the wind and the wind velocity,we are measuring with the weather observation meter of the 10m higher.

*"-": the wind velocity/"CALM":the wind direction is below 0.5m/s.

Measuring Point	Measurement Date	γ Ray	Neutron Ray	Weather	Wind Direction	Wind Velocity (m/s)
West Gate	2016/3/30 0:00	1.1	<0.01	Cloudy	SSW	2.2
West Gate	2016/3/30 0:10	1.0	<0.01	Cloudy	SSW	2.3
West Gate	2016/3/30 0:20	1.1	<0.01	Cloudy	S	2.1
West Gate	2016/3/30 0:30	1.0	<0.01	Cloudy	S	2.7
West Gate	2016/3/30 0:40	1.1	<0.01	Cloudy	S	1.9
West Gate	2016/3/30 0:50	1.1	<0.01	Cloudy	SSW	2.1
West Gate	2016/3/30 1:00	1.1	<0.01	Cloudy	SW	1.9
West Gate	2016/3/30 1:10	1.1	<0.01	Cloudy	W	1.6
West Gate	2016/3/30 1:20	1.1	<0.01	Cloudy	WSW	1.0
West Gate	2016/3/30 1:30	1.1	<0.01	Cloudy	S	1.1
West Gate	2016/3/30 1:40	1.0	<0.01	Cloudy	S	1.9
West Gate	2016/3/30 1:50	1.1	<0.01	Cloudy	SSW	2.6
West Gate	2016/3/30 2:00	1.0	<0.01	Cloudy	SSW	2.6
West Gate	2016/3/30 2:10	1.0	<0.01	Cloudy	SSW	2.6
West Gate	2016/3/30 2:20	1.1	<0.01	Cloudy	SSW	2.1
West Gate	2016/3/30 2:30	1.1	<0.01	Cloudy	SSW	2.0
West Gate	2016/3/30 2:40	1.0	<0.01	Cloudy	SSW	1.7
West Gate	2016/3/30 2:50	1.1	<0.01	Cloudy	SSW	1.7
West Gate	2016/3/30 3:00	1.1	<0.01	Cloudy	SW	1.7
West Gate	2016/3/30 3:10	1.1	<0.01	Cloudy	SSW	1.4
West Gate	2016/3/30 3:20	1.1	<0.01	Cloudy	SSW	1.5
West Gate	2016/3/30 3:30	1.1	<0.01	Cloudy	SSW	1.5
West Gate	2016/3/30 3:40	1.1	<0.01	Cloudy	SSW	1.4
West Gate	2016/3/30 3:50	1.1	<0.01	Cloudy	SSW	1.3
West Gate	2016/3/30 4:00	1.1	<0.01	Cloudy	WSW	0.9
West Gate	2016/3/30 4:10	1.1	<0.01	Cloudy	WSW	1.1
West Gate	2016/3/30 4:20	1.1	<0.01	Cloudy	WSW	0.9
West Gate	2016/3/30 4:30	1.1	<0.01	Cloudy	WNW	1.5
West Gate	2016/3/30 4:40	1.1	<0.01	Cloudy	WNW	1.3
West Gate	2016/3/30 4:50	1.1	<0.01	Cloudy	WNW	1.5
West Gate	2016/3/30 5:00	1.1	<0.01	Cloudy	-	CALM
West Gate	2016/3/30 5:10	1.0	<0.01	Fine	-	CALM
West Gate	2016/3/30 5:20	1.1	<0.01	Fine	-	CALM
West Gate	2016/3/30 5:30	1.1	<0.01	Fine	SW	0.7
West Gate	2016/3/30 5:40	1.0	<0.01	Fine	WSW	0.7
West Gate	2016/3/30 5:50	1.0	<0.01	Fine	W	0.7
West Gate	2016/3/30 6:00	1.1	<0.01	Fine	WSW	1.1
West Gate	2016/3/30 6:10	1.1	<0.01	Fine	WSW	1.3
West Gate	2016/3/30 6:20	1.0	<0.01	Fine	WNW	0.7
West Gate	2016/3/30 6:30	1.0	<0.01	Fine	NNW	1.1
West Gate	2016/3/30 6:40	1.1	<0.01	Fine	NNW	1.6
West Gate	2016/3/30 6:50	1.0	<0.01	Fine	NNW	1.3
West Gate	2016/3/30 7:00	1.1	<0.01	Fine	NNW	1.5
West Gate	2016/3/30 7:10	1.0	<0.01	Fine	NNW	1.1
West Gate	2016/3/30 7:20	1.1	<0.01	Fine	N	0.6
West Gate	2016/3/30 7:30	1.1	<0.01	Fine	-	CALM
West Gate	2016/3/30 7:40	1.1	<0.01	Fine	-	CALM
West Gate	2016/3/30 7:50	1.1	<0.01	Fine	NE	0.6
West Gate	2016/3/30 8:00	1.1	<0.01	Fine	ENE	1.8
West Gate	2016/3/30 8:10	1.1	<0.01	Fine	ENE	1.2
West Gate	2016/3/30 8:20	1.1	<0.01	Fine	ESE	1.1
West Gate	2016/3/30 8:30	1.1	<0.01	Fine	E	1.4
West Gate	2016/3/30 8:40	1.1	<0.01	Fine	ENE	1.5
West Gate	2016/3/30 8:50	1.1	<0.01	Fine	E	1.4
West Gate	2016/3/30 9:00	1.0	<0.01	Fine	E	1.7
West Gate	2016/3/30 9:10	1.1	<0.01	Fine	ESE	1.4
West Gate	2016/3/30 9:20	1.1	<0.01	Fine	ESE	1.7
West Gate	2016/3/30 9:30	1.1	<0.01	Fine	E	1.8
West Gate	2016/3/30 9:40	1.1	<0.01	Fine	E	2.0
West Gate	2016/3/30 9:50	1.1	<0.01	Fine	E	1.5
West Gate	2016/3/30 10:00	1.1	<0.01	Fine	E	1.7
West Gate	2016/3/30 10:10	1.1	<0.01	Fine	E	1.8
West Gate	2016/3/30 10:20	1.1	<0.01	Fine	ENE	2.3
West Gate	2016/3/30 10:30	1.1	<0.01	Fine	ENE	2.2
West Gate	2016/3/30 10:40	1.1	<0.01	Fine	E	2.1
West Gate	2016/3/30 10:50	1.1	<0.01	Fine	E	1.9
West Gate	2016/3/30 11:00	1.1	<0.01	Fine	ESE	2.5
West Gate	2016/3/30 11:10	1.1	<0.01	Fine	ESE	2.2

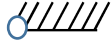

Measuring Point	Measurement Date	γ Ray	Neutron Ray	Weather	Wind Direction	Wind Velocity (m/s)
West Gate	2016/3/30 11:20	1.1	<0.01	Fine	ENE	2.7
West Gate	2016/3/30 11:30	1.1	<0.01	Fine	E	2.3
West Gate	2016/3/30 11:40	1.1	<0.01	Fine	E	2.8
West Gate	2016/3/30 11:50	1.1	<0.01	Fine	ESE	2.6
West Gate	2016/3/30 12:00	1.0	<0.01	Fine	ESE	2.4
West Gate	2016/3/30 12:10	1.0	<0.01	Fine	SE	3.1
West Gate	2016/3/30 12:20	1.1	<0.01	Fine	SSE	3.3
West Gate	2016/3/30 12:30	1.1	<0.01	Fine	SSE	3.3
West Gate	2016/3/30 12:40	1.1	<0.01	Fine	SE	3.4
West Gate	2016/3/30 12:50	1.1	<0.01	Fine	SE	3.6
West Gate	2016/3/30 13:00	1.0	<0.01	Fine	SE	3.3
West Gate	2016/3/30 13:10	1.1	<0.01	Fine	SE	3.5
West Gate	2016/3/30 13:20	1.0	<0.01	Fine	SE	3.8
West Gate	2016/3/30 13:30	1.0	<0.01	Fine	SE	3.6
West Gate	2016/3/30 13:40	1.1	<0.01	Fine	SSE	3.4
West Gate	2016/3/30 13:50	1.1	<0.01	Fine	SSE	3.9
West Gate	2016/3/30 14:00	1.0	<0.01	Fine	SSE	4.5
West Gate	2016/3/30 14:10	1.0	<0.01	Fine	SSE	4.0
West Gate	2016/3/30 14:20	1.1	<0.01	Fine	SSE	3.8
West Gate	2016/3/30 14:30	1.1	<0.01	Fine	SSE	3.3
West Gate	2016/3/30 14:40	1.0	<0.01	Fine	SSE	4.3
West Gate	2016/3/30 14:50	1.0	<0.01	Fine	SSE	3.8
West Gate	2016/3/30 15:00	1.0	<0.01	Fine	SSE	3.5
West Gate	2016/3/30 15:10	1.1	<0.01	Fine	SSE	3.6
West Gate	2016/3/30 15:20	1.0	<0.01	Fine	SSE	4.4
West Gate	2016/3/30 15:30	1.1	<0.01	Fine	SE	4.0
West Gate	2016/3/30 15:40	1.1	<0.01	Fine	SSE	3.5
West Gate	2016/3/30 15:50	1.1	<0.01	Fine	SSE	3.0
West Gate	2016/3/30 16:00	1.1	<0.01	Fine	S	4.7
West Gate	2016/3/30 16:10	1.1	<0.01	Fine	S	4.3
West Gate	2016/3/30 16:20	1.1	<0.01	Fine	SSE	3.8
West Gate	2016/3/30 16:30	1.1	<0.01	Fine	S	3.3
West Gate	2016/3/30 16:40	1.1	<0.01	Fine	SSW	3.7
West Gate	2016/3/30 16:50	1.1	<0.01	Fine	S	3.4
West Gate	2016/3/30 17:00	1.1	<0.01	Fine	S	3.3
West Gate	2016/3/30 17:10	1.0	<0.01	Fine	S	3.1
West Gate	2016/3/30 17:20	1.1	<0.01	Fine	SSW	3.4
West Gate	2016/3/30 17:30	1.1	<0.01	Fine	SSW	3.3
West Gate	2016/3/30 17:40	1.0	<0.01	Fine	SSW	2.8
West Gate	2016/3/30 17:50	1.1	<0.01	Fine	SSW	2.7
West Gate	2016/3/30 18:00	1.1	<0.01	Fine	SW	2.0
West Gate	2016/3/30 18:10	1.1	<0.01	Fine	NW	0.9
West Gate	2016/3/30 18:20	1.0	<0.01	Fine	NNW	1.4
West Gate	2016/3/30 18:30	1.0	<0.01	Fine	N	2.0
West Gate	2016/3/30 18:40	1.0	<0.01	Fine	N	1.4
West Gate	2016/3/30 18:50	1.0	<0.01	Fine	NNW	0.9
West Gate	2016/3/30 19:00	1.0	<0.01	Fine	-	CALM
West Gate	2016/3/30 19:10	1.0	<0.01	Fine	ESE	0.7
West Gate	2016/3/30 19:20	1.0	<0.01	Fine	NE	1.0
West Gate	2016/3/30 19:30	1.0	<0.01	Fine	NNE	1.1
West Gate	2016/3/30 19:40	1.0	<0.01	Fine	NNE	1.9
West Gate	2016/3/30 19:50	1.0	<0.01	Fine	NE	2.8
West Gate	2016/3/30 20:00	1.0	<0.01	Fine	NE	3.3
West Gate	2016/3/30 20:10	1.0	<0.01	Fine	NNE	3.0
West Gate	2016/3/30 20:20	1.0	<0.01	Fine	N	2.1
West Gate	2016/3/30 20:30	1.1	<0.01	Fine	NNW	1.5
West Gate	2016/3/30 20:40	1.0	<0.01	Fine	NW	1.0
West Gate	2016/3/30 20:50	1.0	<0.01	Rain	WNW	6.0
West Gate	2016/3/30 21:00	1.1	<0.01	Rain	WNW	4.9
West Gate	2016/3/30 21:10	1.1	<0.01	Rain	NW	2.7
West Gate	2016/3/30 21:20	1.1	<0.01	Rain	NNW	1.8
West Gate	2016/3/30 21:30	1.1	<0.01	Rain	NNW	2.2
West Gate	2016/3/30 21:40	1.1	<0.01	Rain	NNW	2.7
West Gate	2016/3/30 21:50	1.1	<0.01	Rain	NNW	2.8
West Gate	2016/3/30 22:00	1.1	<0.01	Rain	NNW	2.0
West Gate	2016/3/30 22:10	1.1	<0.01	Rain	NW	1.5
West Gate	2016/3/30 22:20	1.1	<0.01	Cloudy	NNW	1.1
West Gate	2016/3/30 22:30	1.1	<0.01	Cloudy	N	2.4
West Gate	2016/3/30 22:40	1.1	<0.01	Cloudy	N	3.9
West Gate	2016/3/30 22:50	1.1	<0.01	Cloudy	NNE	3.9
West Gate	2016/3/30 23:00	1.1	<0.01	Cloudy	NNE	2.5
West Gate	2016/3/30 23:10	1.1	<0.01	Cloudy	NNE	3.9
West Gate	2016/3/30 23:20	1.0	<0.01	Cloudy	NNE	3.2
West Gate	2016/3/30 23:30	1.1	<0.01	Cloudy	N	3.5
West Gate	2016/3/30 23:40	1.1	<0.01	Cloudy	N	3.3
West Gate	2016/3/30 23:50	1.1	<0.01	Cloudy	N	2.7

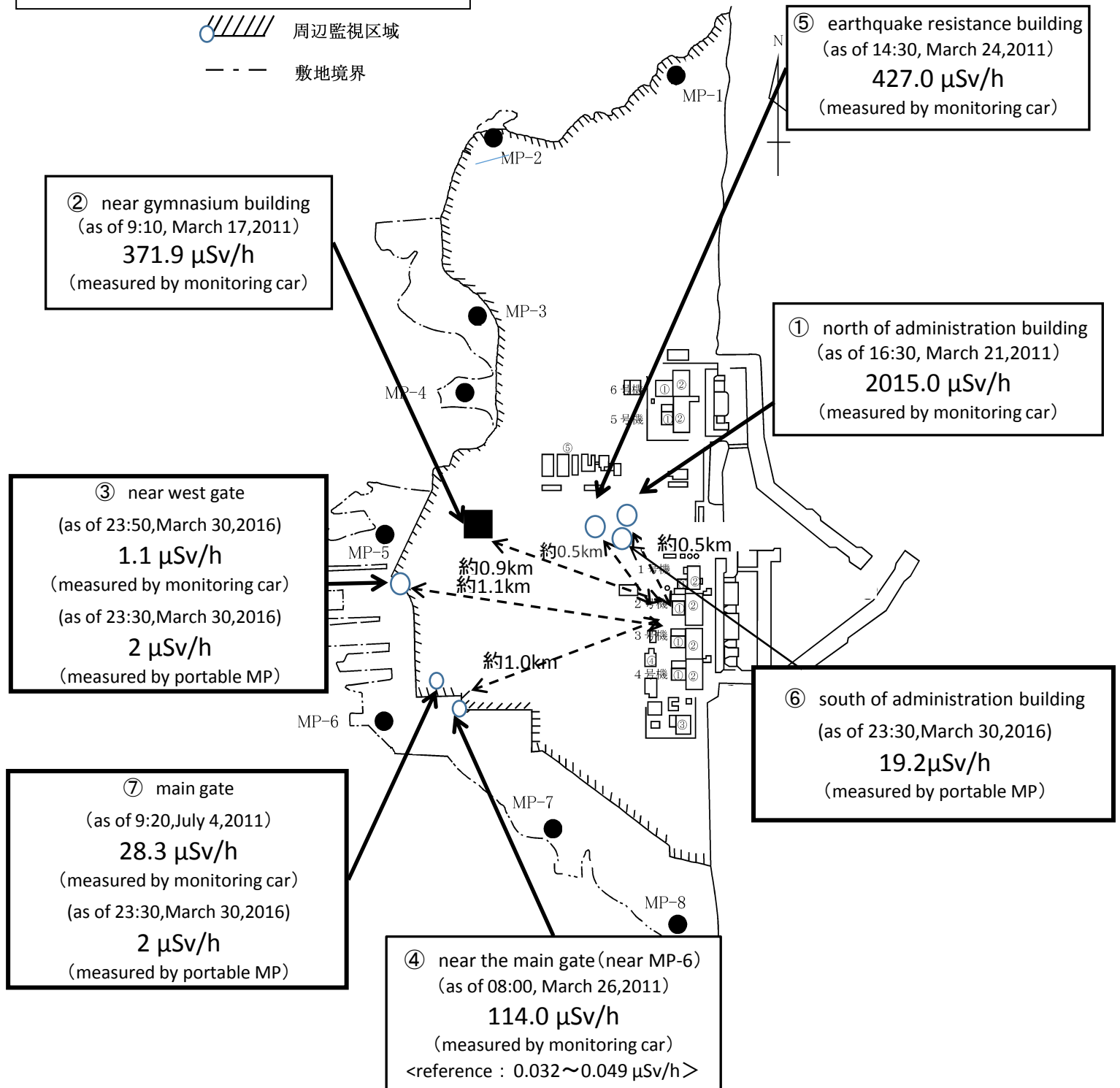
Fukushima Daiichi Nuclear Power Plant

2016/3/30

周辺監視区域: supervised outside area
敷地境界: site boundary

as of 23:50

 周辺監視区域
 敷地境界



※Reference data indicate the normal fluctuation range of airborne radiation rate.