

Fixed point Monitoring Status by Temporary Monitoring Post at Fukushima Daiichi Nuclear Power Station

Date	Radiation Dose Rate (μ Sv/h) At the Main Buiding	Radiation Dose Rate (μ Sv/h) At the Main Gate	Radiation Dose Rate (μ Sv/h) At the West Gate
2016/3/29 0:00	19	2	2
2016/3/29 0:30	19	2	2
2016/3/29 1:00	19	2	2
2016/3/29 1:30	19	2	2
2016/3/29 2:00	19	2	2
2016/3/29 2:30	19	2	2
2016/3/29 3:00	19	2	2
2016/3/29 3:30	19	2	2
2016/3/29 4:00	19	2	2
2016/3/29 4:30	19	2	2
2016/3/29 5:00	19	2	2
2016/3/29 5:30	19	2	2
2016/3/29 6:00	20	2	2
2016/3/29 6:30	20	2	2
2016/3/29 7:00	20	2	2
2016/3/29 7:30	20	2	2
2016/3/29 8:00	20	2	2
2016/3/29 8:30	20	2	2
2016/3/29 9:00	19	2	2
2016/3/29 9:30	19	2	2
2016/3/29 10:00	19	2	2
2016/3/29 10:30	19	2	2
2016/3/29 11:00	20	2	2
2016/3/29 11:30	20	2	2
2016/3/29 12:00	20	2	2
2016/3/29 12:30	20	2	2
2016/3/29 13:00	19	2	2
2016/3/29 13:30	20	2	2
2016/3/29 14:00	19	2	2
2016/3/29 14:30	19	2	2
2016/3/29 15:00	19	2	2
2016/3/29 15:30	19	2	2
2016/3/29 16:00	19	2	2
2016/3/29 16:30	19	2	2
2016/3/29 17:00	19	2	2
2016/3/29 17:30	19	2	2
2016/3/29 18:00	19	2	2
2016/3/29 18:30	19	2	2
2016/3/29 19:00	19	2	2
2016/3/29 19:30	19	2	2
2016/3/29 20:00	19	2	2
2016/3/29 20:30	19	2	2
2016/3/29 21:00	19	2	2
2016/3/29 21:30	19	2	2
2016/3/29 22:00	19	2	2
2016/3/29 22:30	19	2	2
2016/3/29 23:00	19	2	2
2016/3/29 23:30	19	2	2

福島第一原子力発電所 モニタリングポスト空間線量率

単位: $\mu\text{Sv/h}$ 単位: m/s

日時	MP								スタック		感雨
	MP-1	MP-2	MP-3	MP-4	MP-5	MP-6	MP-7	MP-8	風向	風速	
2016/3/29 8:00	1.655	2.643	2.695	2.475	2.656	0.681	1.265	1.099	北北東	3.7	無
2016/3/29 8:10	1.662	2.643	2.696	2.476	2.659	0.682	1.266	1.097	北	3.9	無
2016/3/29 8:20	1.658	2.642	2.696	2.471	2.657	0.682	1.267	1.097	北北東	5.0	無
2016/3/29 8:30	1.660	2.645	2.698	2.475	2.660	0.682	1.267	1.101	北	5.1	無
2016/3/29 8:40	1.660	2.645	2.697	2.474	2.660	0.683	1.266	1.099	北北東	5.0	無
2016/3/29 8:50	1.660	2.648	2.701	2.475	2.659	0.685	1.261	1.101	北北東	4.8	無
2016/3/29 9:00	1.660	2.647	2.701	2.477	2.665	0.685	1.263	1.099	北北東	4.3	無
2016/3/29 9:10	1.658	2.647	2.701	2.475	2.665	0.686	1.262	1.097	北北東	4.0	無
2016/3/29 9:20	1.660	2.648	2.702	2.474	2.666	0.684	1.261	1.097	北北東	4.2	無
2016/3/29 9:30	1.660	2.648	2.703	2.477	2.663	0.685	1.262	1.096	北北東	4.0	無
2016/3/29 9:40	1.660	2.648	2.703	2.477	2.664	0.684	1.263	1.097	北北東	5.1	無
2016/3/29 9:50	1.658	2.650	2.704	2.475	2.665	0.684	1.263	1.098	北北東	4.7	無
2016/3/29 10:00	1.660	2.650	2.703	2.476	2.665	0.683	1.264	1.098	北北東	5.1	無
2016/3/29 10:10	1.660	2.648	2.691	2.476	2.666	0.682	1.263	1.094	北北東	4.5	無
2016/3/29 10:20	1.662	2.648	2.698	2.480	2.667	0.683	1.262	1.094	北北東	4.2	無
2016/3/29 10:30	1.660	2.652	2.707	2.475	2.670	0.683	1.264	1.096	北北東	5.3	無
2016/3/29 10:40	1.663	2.653	2.710	2.480	2.664	0.684	1.264	1.095	北東	5.6	無
2016/3/29 10:50	1.667	2.652	2.708	2.480	2.667	0.683	1.264	1.095	北北東	5.6	無
2016/3/29 11:00	1.665	2.650	2.708	2.479	2.662	0.683	1.264	1.098	北北東	5.7	無
2016/3/29 11:10	1.662	2.652	2.708	2.479	2.668	0.683	1.266	1.095	北北東	5.6	無
2016/3/29 11:20	1.665	2.653	2.710	2.477	2.668	0.684	1.265	1.098	北北東	4.5	無
2016/3/29 11:30	1.665	2.658	2.708	2.480	2.668	0.682	1.263	1.099	北北東	3.8	無
2016/3/29 11:40	1.665	2.658	2.709	2.482	2.668	0.683	1.263	1.096	北東	3.8	無
2016/3/29 11:50	1.667	2.653	2.708	2.481	2.671	0.681	1.263	1.097	北東	4.1	無
2016/3/29 12:00	1.667	2.657	2.709	2.483	2.669	0.682	1.263	1.099	北東	4.3	無
2016/3/29 12:10	1.667	2.660	2.710	2.483	2.675	0.684	1.265	1.096	北東	4.3	無
2016/3/29 12:20	1.663	2.657	2.709	2.484	2.671	0.682	1.264	1.097	北東	3.7	無
2016/3/29 12:30	1.663	2.657	2.710	2.481	2.672	0.682	1.264	1.097	東北東	3.0	無
2016/3/29 12:40	1.663	2.658	2.706	2.488	2.674	0.684	1.265	1.097	東北東	3.3	無
2016/3/29 12:50	1.670	2.660	2.710	2.485	2.673	0.685	1.266	1.095	東北東	3.4	無
2016/3/29 13:00	1.665	2.658	2.710	2.482	2.676	0.684	1.266	1.095	東北東	3.3	無
2016/3/29 13:10	1.663	2.658	2.706	2.481	2.676	0.685	1.265	1.097	東北東	3.2	無
2016/3/29 13:20	1.663	2.658	2.711	2.485	2.674	0.685	1.267	1.096	東北東	2.9	無
2016/3/29 13:30	1.667	2.660	2.707	2.480	2.672	0.685	1.264	1.098	東	3.2	無
2016/3/29 13:40	1.665	2.657	2.709	2.483	2.677	0.686	1.265	1.097	東	3.2	無
2016/3/29 13:50	1.663	2.655	2.706	2.481	2.672	0.686	1.264	1.098	東	3.4	無
2016/3/29 14:00	1.667	2.657	2.709	2.485	2.672	0.686	1.265	1.097	東	3.4	無

日時	MP								スタック		感雨
	MP-1	MP-2	MP-3	MP-4	MP-5	MP-6	MP-7	MP-8	風向	風速	
2016/3/29 14:10	1.665	2.658	2.711	2.482	2.671	0.688	1.265	1.096	東	2.2	無
2016/3/29 14:20	1.667	2.655	2.706	2.482	2.670	0.688	1.265	1.096	南東	2.6	無
2016/3/29 14:30	1.667	2.658	2.701	2.484	2.673	0.686	1.263	1.097	南東	2.8	無
2016/3/29 14:40	1.668	2.655	2.710	2.484	2.674	0.687	1.265	1.097	東南東	2.2	無
2016/3/29 14:50	1.667	2.655	2.712	2.485	2.673	0.688	1.263	1.095	南東	1.7	無
2016/3/29 15:00	1.663	2.653	2.711	2.485	2.672	0.688	1.263	1.097	南南東	2.5	無
2016/3/29 15:10	1.667	2.658	2.713	2.483	2.674	0.687	1.264	1.103	南南東	2.2	無
2016/3/29 15:20	1.665	2.658	2.714	2.483	2.675	0.687	1.262	1.101	南東	3.2	無
2016/3/29 15:30	1.667	2.658	2.712	2.484	2.677	0.689	1.261	1.099	南東	2.0	無
2016/3/29 15:40	1.668	2.655	2.717	2.487	2.675	0.690	1.264	1.101	南南東	2.6	無
2016/3/29 15:50	1.670	2.658	2.711	2.484	2.679	0.690	1.263	1.100	南東	3.2	無
2016/3/29 16:00	1.668	2.660	2.713	2.486	2.683	0.690	1.263	1.101	南東	4.1	無
2016/3/29 16:10	1.668	2.660	2.710	2.485	2.674	0.689	1.267	1.098	南南東	4.7	無
2016/3/29 16:20	1.663	2.658	2.712	2.484	2.674	0.689	1.263	1.099	南東	4.5	無
2016/3/29 16:30	1.663	2.658	2.715	2.487	2.669	0.687	1.265	1.101	南東	4.8	無
2016/3/29 16:40	1.668	2.657	2.715	2.482	2.673	0.689	1.266	1.101	南南東	3.6	無
2016/3/29 16:50	1.667	2.657	2.713	2.479	2.675	0.689	1.265	1.099	南南東	4.4	無
2016/3/29 17:00	1.668	2.657	2.713	2.481	2.671	0.689	1.263	1.099	南南東	3.8	無
2016/3/29 17:10	1.663	2.657	2.713	2.478	2.672	0.689	1.263	1.099	南	4.5	無
2016/3/29 17:20	1.663	2.652	2.714	2.480	2.669	0.688	1.264	1.100	南南東	3.7	無
2016/3/29 17:30	1.665	2.653	2.712	2.484	2.670	0.689	1.263	1.100	南南東	4.9	無
2016/3/29 17:40	1.663	2.652	2.708	2.483	2.678	0.688	1.262	1.101	南南東	5.4	無
2016/3/29 17:50	1.662	2.655	2.711	2.485	2.672	0.690	1.264	1.101	南南東	4.9	無
2016/3/29 18:00	1.662	2.653	2.713	2.484	2.671	0.688	1.264	1.101	南南東	5.0	有
2016/3/29 18:10	1.662	2.653	2.710	2.484	2.671	0.690	1.263	1.101	南南東	4.9	無
2016/3/29 18:20	1.663	2.655	2.710	2.479	2.674	0.690	1.266	1.100	南南東	4.3	無
2016/3/29 18:30	1.665	2.652	2.710	2.482	2.675	0.689	1.265	1.100	南南東	4.7	無
2016/3/29 18:40	1.663	2.652	2.715	2.480	2.674	0.688	1.266	1.099	南南東	4.9	無
2016/3/29 18:50	1.660	2.653	2.709	2.484	2.675	0.689	1.266	1.098	南	4.6	無
2016/3/29 19:00	1.660	2.655	2.710	2.482	2.674	0.690	1.266	1.100	南	4.7	無
2016/3/29 19:10	1.662	2.653	2.709	2.481	2.674	0.690	1.266	1.100	南	5.8	無
2016/3/29 19:20	1.663	2.652	2.712	2.479	2.673	0.688	1.267	1.099	南	6.4	無
2016/3/29 19:30	1.667	2.652	2.708	2.484	2.670	0.689	1.266	1.098	南	5.3	無
2016/3/29 19:40	1.665	2.652	2.711	2.481	2.671	0.688	1.265	1.100	南	5.2	無
2016/3/29 19:50	1.663	2.652	2.709	2.481	2.668	0.688	1.267	1.099	南	5.6	無
2016/3/29 20:00	1.663	2.653	2.707	2.480	2.672	0.689	1.267	1.097	南	5.6	無

日時	MP								スタック		感雨
	MP-1	MP-2	MP-3	MP-4	MP-5	MP-6	MP-7	MP-8	風向	風速	
2016/3/29 20:10	1.663	2.650	2.708	2.483	2.672	0.690	1.268	1.097	南	6.0	無
2016/3/29 20:20	1.660	2.650	2.709	2.479	2.673	0.689	1.268	1.098	南	5.6	無
2016/3/29 20:30	1.665	2.652	2.705	2.483	2.672	0.687	1.266	1.097	南	5.8	無
2016/3/29 20:40	1.665	2.652	2.706	2.479	2.671	0.690	1.266	1.100	南	6.2	無
2016/3/29 20:50	1.660	2.653	2.707	2.481	2.669	0.691	1.266	1.100	南	6.5	無
2016/3/29 21:00	1.663	2.653	2.704	2.483	2.675	0.689	1.266	1.100	南	6.2	無
2016/3/29 21:10	1.662	2.650	2.703	2.483	2.673	0.688	1.265	1.099	南	6.8	無
2016/3/29 21:20	1.662	2.650	2.709	2.480	2.672	0.688	1.268	1.099	南	6.2	無
2016/3/29 21:30	1.665	2.647	2.709	2.482	2.675	0.689	1.268	1.099	南	6.9	無
2016/3/29 21:40	1.663	2.650	2.703	2.480	2.671	0.688	1.266	1.099	南	7.7	無
2016/3/29 21:50	1.665	2.650	2.705	2.482	2.674	0.689	1.267	1.100	南	8.0	無
2016/3/29 22:00	1.665	2.648	2.708	2.478	2.672	0.689	1.264	1.098	南	7.8	無
2016/3/29 22:10	1.663	2.650	2.706	2.481	2.669	0.687	1.266	1.100	南	6.0	無
2016/3/29 22:20	1.665	2.650	2.700	2.477	2.668	0.689	1.265	1.097	南	5.6	無
2016/3/29 22:30	1.663	2.652	2.706	2.483	2.670	0.689	1.265	1.098	南	6.9	無
2016/3/29 22:40	1.663	2.645	2.704	2.480	2.669	0.690	1.267	1.099	南	7.6	無
2016/3/29 22:50	1.665	2.647	2.704	2.479	2.669	0.690	1.265	1.098	南	7.5	無
2016/3/29 23:00	1.665	2.648	2.703	2.481	2.669	0.690	1.265	1.099	南	7.6	無
2016/3/29 23:10	1.665	2.650	2.705	2.481	2.665	0.688	1.266	1.098	南	5.4	無
2016/3/29 23:20	1.663	2.648	2.704	2.483	2.672	0.689	1.267	1.100	南	5.0	無
2016/3/29 23:30	1.663	2.645	2.706	2.480	2.672	0.689	1.265	1.099	南南西	6.1	無
2016/3/29 23:40	1.663	2.645	2.705	2.480	2.668	0.689	1.268	1.100	南	6.7	無
2016/3/29 23:50	1.663	2.650	2.702	2.480	2.666	0.689	1.267	1.098	南	6.9	無
2016/3/30 0:00	1.660	2.652	2.705	2.478	2.671	0.690	1.265	1.100	南	7.1	無
2016/3/30 0:10	1.662	2.650	2.704	2.480	2.671	0.689	1.267	1.098	南南東	7.2	無
2016/3/30 0:20	1.667	2.647	2.707	2.477	2.670	0.689	1.266	1.099	南南東	7.4	無
2016/3/30 0:30	1.668	2.647	2.704	2.481	2.668	0.690	1.266	1.101	南南東	7.0	無
2016/3/30 0:40	1.665	2.650	2.706	2.481	2.670	0.690	1.266	1.098	南	7.2	無
2016/3/30 0:50	1.667	2.648	2.706	2.482	2.671	0.689	1.268	1.100	南	6.7	無
2016/3/30 1:00	1.663	2.652	2.704	2.479	2.670	0.689	1.264	1.101	南	6.3	無
2016/3/30 1:10	1.663	2.652	2.706	2.479	2.667	0.688	1.266	1.099	南	4.0	無
2016/3/30 1:20	1.665	2.650	2.707	2.484	2.668	0.689	1.266	1.098	南	4.5	無
2016/3/30 1:30	1.663	2.653	2.706	2.477	2.667	0.689	1.267	1.098	南南東	5.0	無
2016/3/30 1:40	1.663	2.647	2.703	2.479	2.666	0.687	1.265	1.099	南	6.5	無
2016/3/30 1:50	1.662	2.643	2.702	2.477	2.668	0.687	1.265	1.099	南	5.4	無
2016/3/30 2:00	1.663	2.650	2.701	2.477	2.671	0.688	1.265	1.099	南	5.4	無

日時	MP								スタック		感雨
	MP-1	MP-2	MP-3	MP-4	MP-5	MP-6	MP-7	MP-8	風向	風速	
2016/3/30 2:10	1.668	2.650	2.703	2.479	2.668	0.688	1.266	1.099	南南東	5.1	無
2016/3/30 2:20	1.667	2.648	2.707	2.477	2.669	0.690	1.264	1.098	南南東	5.3	無
2016/3/30 2:30	1.665	2.650	2.700	2.480	2.671	0.689	1.266	1.100	南南東	5.2	無
2016/3/30 2:40	1.665	2.652	2.705	2.477	2.668	0.691	1.268	1.098	南南東	4.8	無
2016/3/30 2:50	1.667	2.647	2.706	2.478	2.668	0.688	1.266	1.101	南	4.3	無
2016/3/30 3:00	1.667	2.647	2.704	2.478	2.667	0.688	1.265	1.101	南	3.8	無
2016/3/30 3:10	1.667	2.648	2.705	2.479	2.669	0.688	1.266	1.100	南南東	3.4	無
2016/3/30 3:20	1.668	2.647	2.704	2.481	2.670	0.688	1.266	1.097	南	2.3	無
2016/3/30 3:30	1.667	2.647	2.706	2.478	2.667	0.689	1.266	1.100	南	2.5	無
2016/3/30 3:40	1.668	2.647	2.701	2.476	2.669	0.690	1.267	1.097	南南東	3.4	無
2016/3/30 3:50	1.665	2.648	2.705	2.476	2.668	0.689	1.266	1.098	南南東	3.8	無
2016/3/30 4:00	1.663	2.643	2.703	2.479	2.667	0.689	1.266	1.098	南南東	3.2	無
2016/3/30 4:10	1.665	2.647	2.705	2.481	2.669	0.688	1.265	1.099	南	2.9	無
2016/3/30 4:20	1.667	2.647	2.708	2.481	2.666	0.689	1.266	1.098	南	2.6	無
2016/3/30 4:30	1.667	2.650	2.706	2.480	2.669	0.689	1.266	1.099	南西	1.4	無
2016/3/30 4:40	1.663	2.650	2.702	2.477	2.663	0.688	1.264	1.101	南西	2.0	無
2016/3/30 4:50	1.665	2.647	2.700	2.476	2.663	0.688	1.266	1.100	西南西	2.0	無
2016/3/30 5:00	1.665	2.647	2.705	2.478	2.665	0.689	1.266	1.097	南南西	2.0	無
2016/3/30 5:10	1.667	2.645	2.702	2.475	2.667	0.687	1.267	1.097	南	2.3	無
2016/3/30 5:20	1.662	2.640	2.707	2.478	2.666	0.687	1.265	1.098	南南東	2.2	無
2016/3/30 5:30	1.665	2.643	2.699	2.477	2.661	0.687	1.266	1.098	南南東	3.0	無
2016/3/30 5:40	1.665	2.645	2.699	2.475	2.665	0.686	1.264	1.099	南南東	2.9	無
2016/3/30 5:50	1.663	2.642	2.701	2.475	2.664	0.684	1.265	1.098	南南東	2.6	無
2016/3/30 6:00	1.665	2.643	2.699	2.476	2.661	0.684	1.264	1.097	南	2.6	無
2016/3/30 6:10	1.662	2.645	2.702	2.478	2.667	0.684	1.267	1.098	南	3.0	無
2016/3/30 6:20	1.665	2.647	2.702	2.476	2.664	0.684	1.264	1.098	南南西	1.7	無
2016/3/30 6:30	1.665	2.645	2.704	2.478	2.662	0.686	1.267	1.098	南南西	1.7	無
2016/3/30 6:40	1.667	2.650	2.704	2.482	2.665	0.685	1.268	1.100	西南西	0.6	無
2016/3/30 6:50	1.665	2.648	2.704	2.475	2.667	0.686	1.268	1.100	南南西	0.9	無
2016/3/30 7:00	1.668	2.650	2.706	2.480	2.671	0.686	1.267	1.098	-	CALM	無
2016/3/30 7:10	1.668	2.652	2.706	2.480	2.669	0.685	1.267	1.101	南南東	0.9	無
2016/3/30 7:20	1.670	2.650	2.704	2.479	2.668	0.687	1.268	1.101	西	0.6	無
2016/3/30 7:30	1.667	2.650	2.708	2.480	2.667	0.688	1.271	1.100	-	CALM	無
2016/3/30 7:40	1.668	2.652	2.710	2.485	2.671	0.685	1.267	1.102	-	CALM	無
2016/3/30 7:50	1.668	2.653	2.709	2.484	2.671	0.686	1.268	1.100	-	CALM	無
2016/3/30 8:00	1.673	2.657	2.713	2.481	2.675	0.686	1.270	1.100	南東	0.6	無

風速が0.5m/s未満の場合「CALM」(静穏)、この時の風向を「-」と表記する。

Monitoring data by a monitoring car* at Fukushima Daiichi Nuclear Power Station (μ Sv/h)

* The data from monitoring car may deficit as the vehicle may change monitoring point.

*About the direction of the wind and the wind velocity,we are measuring with the weather observation meter of the 10m higher.

*"-": the wind velocity/"CALM":the wind direction is below 0.5m/s.

Measuring Point	Measurement Date	γ Ray	Neutron Ray	Weather	Wind Direction	Wind Velocity (m/s)
West Gate	2016/3/29 0:00	1.1	<0.01	Fine	NW	1.4
West Gate	2016/3/29 0:10	1.1	<0.01	Fine	WNW	1.9
West Gate	2016/3/29 0:20	1.1	<0.01	Fine	WNW	1.8
West Gate	2016/3/29 0:30	1.1	<0.01	Fine	NW	1.0
West Gate	2016/3/29 0:40	1.1	<0.01	Fine	NW	1.2
West Gate	2016/3/29 0:50	1.1	<0.01	Fine	NW	1.0
West Gate	2016/3/29 1:00	1.1	<0.01	Fine	NW	0.7
West Gate	2016/3/29 1:10	1.1	<0.01	Fine	WNW	1.5
West Gate	2016/3/29 1:20	1.1	<0.01	Fine	WNW	1.9
West Gate	2016/3/29 1:30	1.1	<0.01	Fine	WNW	1.8
West Gate	2016/3/29 1:40	1.1	<0.01	Fine	WNW	1.9
West Gate	2016/3/29 1:50	1.1	<0.01	Fine	NW	1.1
West Gate	2016/3/29 2:00	1.1	<0.01	Fine	NW	1.0
West Gate	2016/3/29 2:10	1.1	<0.01	Fine	WNW	1.6
West Gate	2016/3/29 2:20	1.1	<0.01	Fine	WNW	1.6
West Gate	2016/3/29 2:30	1.1	<0.01	Fine	WNW	1.1
West Gate	2016/3/29 2:40	1.1	<0.01	Fine	WNW	1.0
West Gate	2016/3/29 2:50	1.1	<0.01	Fine	WNW	1.4
West Gate	2016/3/29 3:00	1.1	<0.01	Fine	NW	1.3
West Gate	2016/3/29 3:10	1.1	<0.01	Fine	NW	0.9
West Gate	2016/3/29 3:20	1.1	<0.01	Fine	NW	0.9
West Gate	2016/3/29 3:30	1.0	<0.01	Fine	NNW	1.4
West Gate	2016/3/29 3:40	1.1	<0.01	Fine	NNW	2.0
West Gate	2016/3/29 3:50	1.1	<0.01	Fine	NW	0.9
West Gate	2016/3/29 4:00	1.1	<0.01	Fine	NW	1.1
West Gate	2016/3/29 4:10	1.1	<0.01	Fine	WNW	1.7
West Gate	2016/3/29 4:20	1.1	<0.01	Fine	WNW	1.2
West Gate	2016/3/29 4:30	1.1	<0.01	Fine	NNW	1.1
West Gate	2016/3/29 4:40	1.1	<0.01	Fine	NNW	1.8
West Gate	2016/3/29 4:50	1.1	<0.01	Fine	NW	0.9
West Gate	2016/3/29 5:00	1.1	<0.01	Fine	NW	0.8
West Gate	2016/3/29 5:10	1.1	<0.01	Fine	NW	1.1
West Gate	2016/3/29 5:20	1.1	<0.01	Fine	WNW	1.3
West Gate	2016/3/29 5:30	1.1	<0.01	Fine	WNW	1.5
West Gate	2016/3/29 5:40	1.1	<0.01	Fine	WNW	1.2
West Gate	2016/3/29 5:50	1.1	<0.01	Fine	W	1.5
West Gate	2016/3/29 6:00	1.1	<0.01	Fine	WNW	1.6
West Gate	2016/3/29 6:10	1.1	<0.01	Fine	WNW	1.1
West Gate	2016/3/29 6:20	1.1	<0.01	Fine	WNW	0.8
West Gate	2016/3/29 6:30	1.1	<0.01	Fine	WNW	1.3
West Gate	2016/3/29 6:40	1.1	<0.01	Fine	WNW	1.1
West Gate	2016/3/29 6:50	1.1	<0.01	Fine	WNW	0.8
West Gate	2016/3/29 7:00	1.1	<0.01	Fine	WNW	1.0
West Gate	2016/3/29 7:10	1.1	<0.01	Fine	-	CALM
West Gate	2016/3/29 7:20	1.1	<0.01	Fine	N	1.5
West Gate	2016/3/29 7:30	1.1	<0.01	Fine	NNE	2.0
West Gate	2016/3/29 7:40	1.1	<0.01	Fine	N	2.9
West Gate	2016/3/29 7:50	1.1	<0.01	Fine	N	3.6
West Gate	2016/3/29 8:00	1.1	<0.01	Fine	NE	2.7
West Gate	2016/3/29 8:10	1.1	<0.01	Fine	NNE	2.3
West Gate	2016/3/29 8:20	1.1	<0.01	Fine	NE	3.3
West Gate	2016/3/29 8:30	1.1	<0.01	Fine	NNE	3.2
West Gate	2016/3/29 8:40	1.1	<0.01	Fine	NNE	3.3
West Gate	2016/3/29 8:50	1.1	<0.01	Fine	NNE	2.6
West Gate	2016/3/29 9:00	1.1	<0.01	Fine	NE	3.0
West Gate	2016/3/29 9:10	1.1	<0.01	Fine	NE	2.9
West Gate	2016/3/29 9:20	1.1	<0.01	Fine	NE	3.3
West Gate	2016/3/29 9:30	1.1	<0.01	Fine	NE	3.3
West Gate	2016/3/29 9:40	1.1	<0.01	Fine	NE	3.5
West Gate	2016/3/29 9:50	1.1	<0.01	Fine	NE	3.5
West Gate	2016/3/29 10:00	1.1	<0.01	Fine	NE	3.3
West Gate	2016/3/29 10:10	1.1	<0.01	Fine	NE	3.8
West Gate	2016/3/29 10:20	1.1	<0.01	Fine	NE	3.7
West Gate	2016/3/29 10:30	1.1	<0.01	Fine	NE	3.7
West Gate	2016/3/29 10:40	1.1	<0.01	Fine	NE	4.2
West Gate	2016/3/29 10:50	1.1	<0.01	Fine	NE	3.3
West Gate	2016/3/29 11:00	1.1	<0.01	Fine	NE	3.4
West Gate	2016/3/29 11:10	1.1	<0.01	Fine	NE	3.7

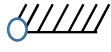

Measuring Point	Measurement Date	γ Ray	Neutron Ray	Weather	Wind Direction	Wind Velocity (m/s)
West Gate	2016/3/29 11:20	1.1	<0.01	Fine	NE	3.6
West Gate	2016/3/29 11:30	1.1	<0.01	Fine	NNE	3.1
West Gate	2016/3/29 11:40	1.1	<0.01	Fine	NE	2.6
West Gate	2016/3/29 11:50	1.0	<0.01	Fine	NE	2.9
West Gate	2016/3/29 12:00	1.1	<0.01	Fine	NE	2.9
West Gate	2016/3/29 12:10	1.1	<0.01	Fine	ENE	4.4
West Gate	2016/3/29 12:20	1.1	<0.01	Fine	ENE	3.8
West Gate	2016/3/29 12:30	1.1	<0.01	Fine	ENE	2.6
West Gate	2016/3/29 12:40	1.1	<0.01	Fine	E	2.7
West Gate	2016/3/29 12:50	1.0	<0.01	Fine	E	2.5
West Gate	2016/3/29 13:00	1.1	<0.01	Fine	E	2.5
West Gate	2016/3/29 13:10	1.1	<0.01	Fine	E	2.3
West Gate	2016/3/29 13:20	1.1	<0.01	Fine	ENE	2.4
West Gate	2016/3/29 13:30	1.0	<0.01	Fine	ENE	2.5
West Gate	2016/3/29 13:40	1.1	<0.01	Fine	E	2.4
West Gate	2016/3/29 13:50	1.0	<0.01	Fine	ENE	2.5
West Gate	2016/3/29 14:00	1.1	<0.01	Fine	E	2.4
West Gate	2016/3/29 14:10	1.1	<0.01	Cloudy	ESE	2.1
West Gate	2016/3/29 14:20	1.0	<0.01	Cloudy	ESE	2.0
West Gate	2016/3/29 14:30	1.0	<0.01	Cloudy	SE	2.1
West Gate	2016/3/29 14:40	1.0	<0.01	Cloudy	ESE	1.9
West Gate	2016/3/29 14:50	1.0	<0.01	Cloudy	SE	1.4
West Gate	2016/3/29 15:00	1.1	<0.01	Cloudy	SSE	1.8
West Gate	2016/3/29 15:10	1.0	<0.01	Cloudy	SSE	1.8
West Gate	2016/3/29 15:20	1.0	<0.01	Cloudy	SSE	2.1
West Gate	2016/3/29 15:30	1.0	<0.01	Cloudy	SE	1.6
West Gate	2016/3/29 15:40	1.1	<0.01	Cloudy	ESE	2.4
West Gate	2016/3/29 15:50	1.1	<0.01	Cloudy	ESE	2.4
West Gate	2016/3/29 16:00	1.0	<0.01	Cloudy	SE	1.9
West Gate	2016/3/29 16:10	1.1	<0.01	Fine	SSE	2.2
West Gate	2016/3/29 16:20	1.1	<0.01	Fine	SSE	2.6
West Gate	2016/3/29 16:30	1.1	<0.01	Fine	SSE	2.7
West Gate	2016/3/29 16:40	1.0	<0.01	Fine	SSE	2.7
West Gate	2016/3/29 16:50	1.0	<0.01	Fine	SSE	2.6
West Gate	2016/3/29 17:00	1.1	<0.01	Fine	SSE	2.9
West Gate	2016/3/29 17:10	1.0	<0.01	Fine	SSE	3.5
West Gate	2016/3/29 17:20	1.0	<0.01	Fine	SSE	3.4
West Gate	2016/3/29 17:30	1.0	<0.01	Fine	SSE	3.6
West Gate	2016/3/29 17:40	1.1	<0.01	Cloudy	SSE	2.4
West Gate	2016/3/29 17:50	1.1	<0.01	Cloudy	SSE	2.9
West Gate	2016/3/29 18:00	1.0	<0.01	Rain	SSE	3.2
West Gate	2016/3/29 18:10	1.1	<0.01	Cloudy	SSE	2.6
West Gate	2016/3/29 18:20	1.1	<0.01	Cloudy	SSE	2.6
West Gate	2016/3/29 18:30	1.1	<0.01	Cloudy	SSE	2.5
West Gate	2016/3/29 18:40	1.1	<0.01	Cloudy	SSE	1.9
West Gate	2016/3/29 18:50	1.1	<0.01	Cloudy	SSE	2.4
West Gate	2016/3/29 19:00	1.0	<0.01	Cloudy	S	2.0
West Gate	2016/3/29 19:10	1.1	<0.01	Cloudy	S	2.2
West Gate	2016/3/29 19:20	1.1	<0.01	Cloudy	S	2.2
West Gate	2016/3/29 19:30	1.0	<0.01	Cloudy	S	1.9
West Gate	2016/3/29 19:40	1.1	<0.01	Cloudy	SSW	2.0
West Gate	2016/3/29 19:50	1.1	<0.01	Cloudy	SSW	2.2
West Gate	2016/3/29 20:00	1.0	<0.01	Cloudy	SSW	2.2
West Gate	2016/3/29 20:10	1.0	<0.01	Cloudy	S	1.5
West Gate	2016/3/29 20:20	1.0	<0.01	Cloudy	S	1.5
West Gate	2016/3/29 20:30	1.1	<0.01	Cloudy	S	1.4
West Gate	2016/3/29 20:40	1.1	<0.01	Cloudy	S	1.6
West Gate	2016/3/29 20:50	1.1	<0.01	Cloudy	S	2.1
West Gate	2016/3/29 21:00	1.0	<0.01	Cloudy	S	2.0
West Gate	2016/3/29 21:10	1.1	<0.01	Cloudy	S	2.0
West Gate	2016/3/29 21:20	1.1	<0.01	Cloudy	SSW	1.7
West Gate	2016/3/29 21:30	1.0	<0.01	Cloudy	SSW	2.0
West Gate	2016/3/29 21:40	1.1	<0.01	Cloudy	SSW	2.4
West Gate	2016/3/29 21:50	1.1	<0.01	Cloudy	SSW	2.7
West Gate	2016/3/29 22:00	1.1	<0.01	Cloudy	S	3.0
West Gate	2016/3/29 22:10	1.1	<0.01	Cloudy	SSE	2.6
West Gate	2016/3/29 22:20	1.1	<0.01	Cloudy	SSE	2.5
West Gate	2016/3/29 22:30	1.0	<0.01	Cloudy	S	1.9
West Gate	2016/3/29 22:40	1.0	<0.01	Cloudy	SSW	2.2
West Gate	2016/3/29 22:50	1.1	<0.01	Cloudy	SSW	2.9
West Gate	2016/3/29 23:00	1.1	<0.01	Cloudy	S	2.4
West Gate	2016/3/29 23:10	1.1	<0.01	Cloudy	SSW	1.9
West Gate	2016/3/29 23:20	1.0	<0.01	Cloudy	WSW	1.2
West Gate	2016/3/29 23:30	1.1	<0.01	Cloudy	SW	1.2
West Gate	2016/3/29 23:40	1.1	<0.01	Cloudy	SSW	2.4
West Gate	2016/3/29 23:50	1.1	<0.01	Cloudy	SSW	2.4

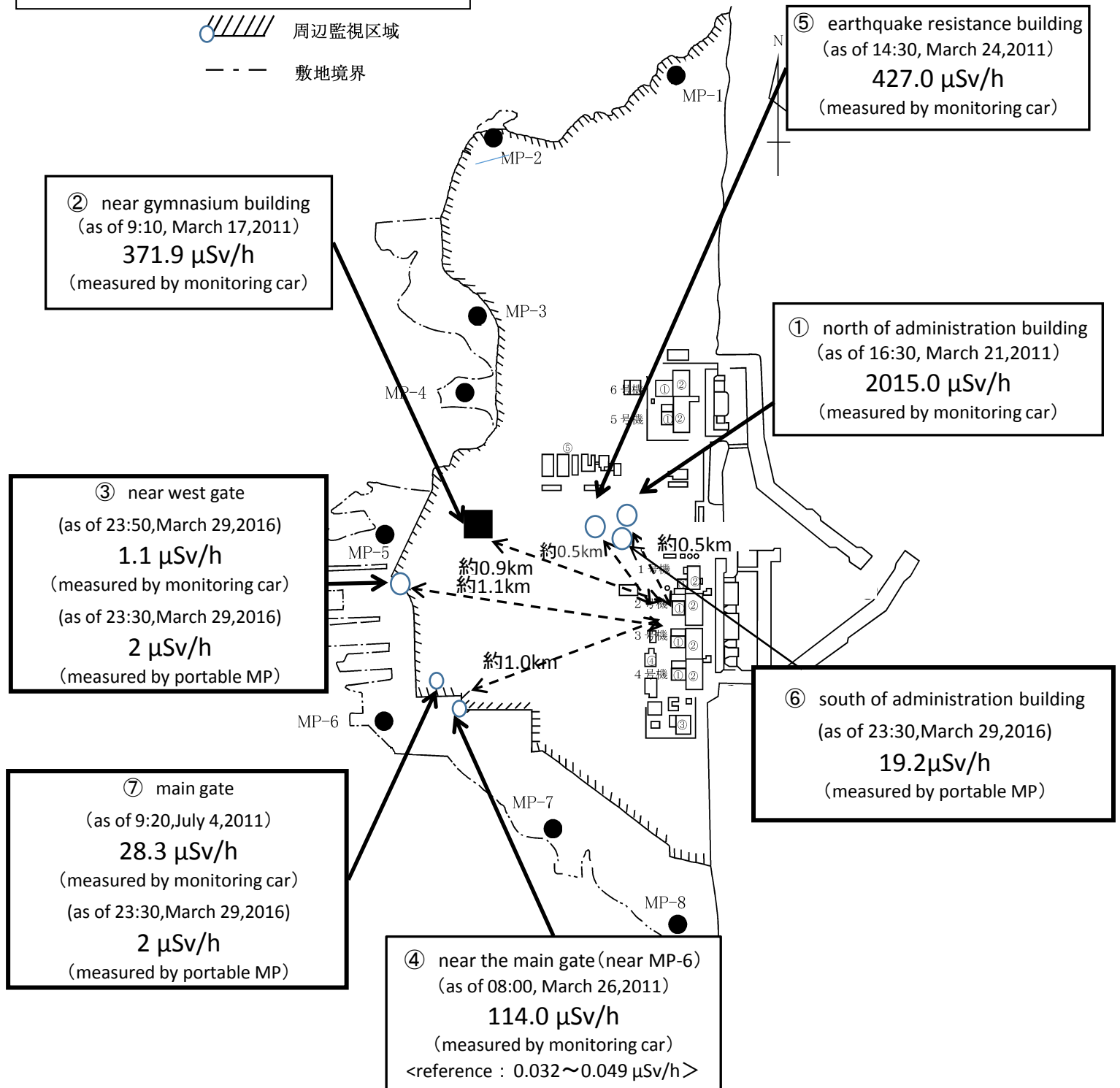
Fukushima Daiichi Nuclear Power Plant

2016/3/29

周辺監視区域: supervised outside area
敷地境界: site boundary

as of 23:50

 周辺監視区域
 敷地境界



※Reference data indicate the normal fluctuation range of airborne radiation rate.