

Fixed point Monitoring Status by Temporary Monitoring Post at Fukushima Daiichi Nuclear Power Station

Date	Radiation Dose Rate (μ Sv/h) At the Main Buiding	Radiation Dose Rate (μ Sv/h) At the Main Gate	Radiation Dose Rate (μ Sv/h) At the West Gate
2016/3/23 0:00	20	2	2
2016/3/23 0:30	20	2	2
2016/3/23 1:00	20	2	2
2016/3/23 1:30	20	2	2
2016/3/23 2:00	20	2	2
2016/3/23 2:30	20	2	2
2016/3/23 3:00	20	2	2
2016/3/23 3:30	20	2	2
2016/3/23 4:00	20	2	2
2016/3/23 4:30	20	2	2
2016/3/23 5:00	20	2	2
2016/3/23 5:30	20	2	2
2016/3/23 6:00	20	2	2
2016/3/23 6:30	20	2	2
2016/3/23 7:00	20	2	2
2016/3/23 7:30	20	2	2
2016/3/23 8:00	20	2	2
2016/3/23 8:30	20	2	2
2016/3/23 9:00	20	2	2
2016/3/23 9:30	20	2	2
2016/3/23 10:00	20	2	2
2016/3/23 10:30	20	2	2
2016/3/23 11:00	20	2	2
2016/3/23 11:30	20	2	2
2016/3/23 12:00	20	2	2
2016/3/23 12:30	20	2	2
2016/3/23 13:00	20	2	2
2016/3/23 13:30	20	2	2
2016/3/23 14:00	20	2	2
2016/3/23 14:30	20	2	2
2016/3/23 15:00	20	2	2
2016/3/23 15:30	20	2	2
2016/3/23 16:00	20	2	2
2016/3/23 16:30	20	2	2
2016/3/23 17:00	20	2	2
2016/3/23 17:30	20	2	2
2016/3/23 18:00	20	2	2
2016/3/23 18:30	20	2	2
2016/3/23 19:00	20	2	2
2016/3/23 19:30	19	2	2
2016/3/23 20:00	19	2	2
2016/3/23 20:30	19	2	2
2016/3/23 21:00	19	2	2
2016/3/23 21:30	19	2	2
2016/3/23 22:00	19	2	2
2016/3/23 22:30	19	2	2
2016/3/23 23:00	19	2	2
2016/3/23 23:30	19	2	2

福島第一原子力発電所 モニタリングポスト空間線量率

単位: $\mu\text{Sv}/\text{h}$

単位: m/s

日時	MP								スタック		感雨
	MP-1	MP-2	MP-3	MP-4	MP-5	MP-6	MP-7	MP-8	風向	風速	
2016/3/23 8:00	1.650	2.628	2.667	2.452	2.631	0.691	1.264	1.098	北北西	3.5	無
2016/3/23 8:10	1.648	2.627	2.665	2.451	2.637	0.687	1.263	1.098	北北東	2.6	無
2016/3/23 8:20	1.650	2.623	2.673	2.447	2.634	0.688	1.266	1.097	北	1.2	無
2016/3/23 8:30	1.648	2.628	2.672	2.452	2.636	0.689	1.264	1.098	西北西	3.1	無
2016/3/23 8:40	1.652	2.628	2.672	2.453	2.632	0.688	1.262	1.098	西北西	3.1	無
2016/3/23 8:50	1.650	2.625	2.671	2.453	2.637	0.690	1.263	1.097	北西	4.3	無
2016/3/23 9:00	1.650	2.628	2.672	2.453	2.637	0.687	1.260	1.097	西北西	5.2	無
2016/3/23 9:10	1.652	2.630	2.672	2.450	2.634	0.689	1.259	1.099	西	5.1	無
2016/3/23 9:20	1.650	2.628	2.670	2.459	2.634	0.685	1.263	1.099	西	5.7	無
2016/3/23 9:30	1.652	2.630	2.671	2.457	2.615	0.689	1.261	1.099	西	6.9	無
2016/3/23 9:40	1.650	2.628	2.675	2.453	2.637	0.692	1.262	1.099	西	6.8	無
2016/3/23 9:50	1.648	2.628	2.674	2.456	2.639	0.691	1.262	1.099	西	7.3	無
2016/3/23 10:00	1.653	2.632	2.674	2.455	2.639	0.688	1.262	1.100	西	8.7	無
2016/3/23 10:10	1.650	2.628	2.672	2.458	2.641	0.690	1.261	1.099	西	8.3	無
2016/3/23 10:20	1.652	2.628	2.675	2.457	2.641	0.691	1.261	1.099	西	7.9	無
2016/3/23 10:30	1.652	2.632	2.676	2.458	2.639	0.689	1.261	1.101	西	8.0	無
2016/3/23 10:40	1.647	2.635	2.677	2.454	2.640	0.691	1.263	1.101	西	10.0	無
2016/3/23 10:50	1.652	2.627	2.675	2.458	2.637	0.693	1.263	1.101	西南西	8.3	無
2016/3/23 11:00	1.653	2.625	2.678	2.461	2.641	0.692	1.263	1.100	西	8.4	無
2016/3/23 11:10	1.655	2.632	2.677	2.458	2.641	0.690	1.263	1.099	西	9.6	無
2016/3/23 11:20	1.653	2.633	2.680	2.459	2.637	0.692	1.264	1.102	西	9.6	無
2016/3/23 11:30	1.653	2.637	2.678	2.460	2.641	0.692	1.262	1.100	西	8.9	無
2016/3/23 11:40	1.658	2.635	2.679	2.459	2.640	0.690	1.261	1.101	西北西	9.1	無
2016/3/23 11:50	1.655	2.633	2.677	2.461	2.638	0.691	1.262	1.099	北西	10.2	無
2016/3/23 12:00	1.655	2.637	2.678	2.457	2.637	0.692	1.262	1.101	西北西	9.4	無
2016/3/23 12:10	1.657	2.635	2.683	2.461	2.645	0.692	1.261	1.099	北西	9.6	無
2016/3/23 12:20	1.655	2.638	2.683	2.463	2.642	0.691	1.263	1.100	北西	7.9	無
2016/3/23 12:30	1.657	2.640	2.681	2.462	2.641	0.692	1.264	1.099	西北西	7.2	無
2016/3/23 12:40	1.653	2.638	2.685	2.463	2.639	0.692	1.264	1.101	西北西	5.6	無
2016/3/23 12:50	1.655	2.635	2.683	2.463	2.645	0.692	1.263	1.100	西北西	8.1	無
2016/3/23 13:00	1.655	2.635	2.686	2.462	2.646	0.692	1.263	1.099	西北西	7.0	無
2016/3/23 13:10	1.658	2.632	2.685	2.464	2.645	0.691	1.263	1.102	西北西	6.6	無
2016/3/23 13:20	1.657	2.637	2.682	2.462	2.645	0.693	1.264	1.101	北西	7.2	無
2016/3/23 13:30	1.660	2.642	2.684	2.464	2.642	0.691	1.265	1.102	西北西	7.4	無
2016/3/23 13:40	1.657	2.638	2.687	2.465	2.646	0.692	1.263	1.101	西北西	6.9	無
2016/3/23 13:50	1.657	2.638	2.687	2.465	2.646	0.692	1.266	1.102	西北西	7.9	無
2016/3/23 14:00	1.657	2.640	2.686	2.466	2.647	0.691	1.264	1.103	西北西	7.4	無

日時	MP								スタック		感雨
	MP-1	MP-2	MP-3	MP-4	MP-5	MP-6	MP-7	MP-8	風向	風速	
2016/3/23 14:10	1.658	2.640	2.688	2.469	2.644	0.692	1.264	1.101	西北西	7.8	無
2016/3/23 14:20	1.657	2.637	2.685	2.466	2.641	0.690	1.265	1.102	北西	6.9	無
2016/3/23 14:30	1.657	2.637	2.683	2.466	2.640	0.691	1.265	1.101	西北西	7.0	無
2016/3/23 14:40	1.657	2.637	2.687	2.468	2.649	0.693	1.263	1.099	西	8.2	無
2016/3/23 14:50	1.658	2.638	2.686	2.467	2.649	0.692	1.265	1.101	西	7.5	無
2016/3/23 15:00	1.660	2.642	2.688	2.468	2.646	0.694	1.266	1.101	西	7.8	無
2016/3/23 15:10	1.657	2.638	2.687	2.468	2.645	0.692	1.265	1.099	西	7.2	無
2016/3/23 15:20	1.660	2.638	2.686	2.471	2.647	0.693	1.263	1.102	西	5.6	無
2016/3/23 15:30	1.657	2.640	2.686	2.466	2.647	0.693	1.265	1.102	西	6.4	無
2016/3/23 15:40	1.655	2.637	2.683	2.465	2.645	0.693	1.265	1.100	西	6.5	無
2016/3/23 15:50	1.655	2.640	2.685	2.466	2.649	0.693	1.263	1.101	西	5.1	無
2016/3/23 16:00	1.655	2.638	2.683	2.467	2.644	0.693	1.264	1.100	西	5.8	無
2016/3/23 16:10	1.655	2.640	2.683	2.464	2.644	0.694	1.262	1.101	西	5.0	無
2016/3/23 16:20	1.658	2.637	2.682	2.467	2.649	0.693	1.262	1.100	北北西	2.3	無
2016/3/23 16:30	1.655	2.628	2.684	2.465	2.648	0.693	1.267	1.100	北東	1.2	無
2016/3/23 16:40	1.655	2.633	2.684	2.467	2.648	0.691	1.264	1.101	東北東	0.8	無
2016/3/23 16:50	1.657	2.640	2.683	2.464	2.647	0.693	1.264	1.101	北	0.6	無
2016/3/23 17:00	1.655	2.637	2.683	2.464	2.647	0.692	1.264	1.101	西北西	0.6	無
2016/3/23 17:10	1.655	2.637	2.687	2.464	2.648	0.693	1.263	1.098	西	2.3	無
2016/3/23 17:20	1.657	2.635	2.680	2.464	2.648	0.693	1.264	1.102	北西	2.3	無
2016/3/23 17:30	1.653	2.638	2.681	2.465	2.646	0.692	1.266	1.100	北北東	1.5	無
2016/3/23 17:40	1.653	2.637	2.683	2.463	2.648	0.693	1.264	1.100	北	1.1	無
2016/3/23 17:50	1.652	2.632	2.678	2.464	2.648	0.690	1.265	1.099	北東	1.9	無
2016/3/23 18:00	1.655	2.633	2.685	2.462	2.645	0.693	1.264	1.100	東南東	1.9	無
2016/3/23 18:10	1.655	2.633	2.684	2.463	2.647	0.692	1.265	1.099	東南東	2.6	無
2016/3/23 18:20	1.653	2.635	2.683	2.464	2.646	0.692	1.266	1.100	東	4.2	無
2016/3/23 18:30	1.655	2.633	2.682	2.463	2.645	0.693	1.265	1.101	東	4.8	無
2016/3/23 18:40	1.653	2.633	2.684	2.466	2.646	0.691	1.265	1.101	北東	4.0	無
2016/3/23 18:50	1.655	2.635	2.680	2.463	2.649	0.692	1.266	1.101	東北東	4.9	無
2016/3/23 19:00	1.657	2.633	2.685	2.464	2.644	0.692	1.264	1.099	東北東	3.9	無
2016/3/23 19:10	1.650	2.635	2.678	2.463	2.643	0.691	1.263	1.098	北	5.5	有
2016/3/23 19:20	1.653	2.632	2.679	2.463	2.646	0.691	1.263	1.100	北北東	3.3	有
2016/3/23 19:30	1.653	2.630	2.679	2.466	2.646	0.693	1.264	1.099	北西	3.0	有
2016/3/23 19:40	1.652	2.632	2.674	2.461	2.643	0.692	1.263	1.099	北西	0.8	有
2016/3/23 19:50	1.653	2.633	2.675	2.455	2.642	0.691	1.263	1.098	南南東	3.3	有
2016/3/23 20:00	1.650	2.632	2.676	2.460	2.642	0.691	1.262	1.098	南	2.5	無

日時	MP								スタック		感雨
	MP-1	MP-2	MP-3	MP-4	MP-5	MP-6	MP-7	MP-8	風向	風速	
2016/3/23 20:10	1.652	2.632	2.676	2.458	2.639	0.692	1.263	1.099	南南東	2.9	有
2016/3/23 20:20	1.650	2.627	2.678	2.460	2.637	0.691	1.266	1.098	南南東	3.3	有
2016/3/23 20:30	1.652	2.632	2.676	2.459	2.635	0.691	1.264	1.098	南南東	4.1	有
2016/3/23 20:40	1.652	2.632	2.678	2.457	2.638	0.691	1.264	1.097	南南東	3.2	有
2016/3/23 20:50	1.650	2.628	2.675	2.459	2.636	0.690	1.265	1.097	北北西	0.6	有
2016/3/23 21:00	1.650	2.627	2.675	2.459	2.636	0.690	1.264	1.098	-	CALM	有
2016/3/23 21:10	1.653	2.627	2.673	2.459	2.634	0.691	1.264	1.097	南西	1.5	有
2016/3/23 21:20	1.650	2.628	2.676	2.456	2.634	0.688	1.263	1.095	西南西	3.0	有
2016/3/23 21:30	1.652	2.628	2.671	2.457	2.633	0.689	1.263	1.096	南南西	3.9	有
2016/3/23 21:40	1.648	2.630	2.677	2.457	2.630	0.688	1.261	1.096	南南西	4.0	有
2016/3/23 21:50	1.650	2.628	2.672	2.456	2.627	0.686	1.259	1.096	南西	2.8	有
2016/3/23 22:00	1.648	2.628	2.676	2.456	2.629	0.686	1.260	1.094	南西	2.8	有
2016/3/23 22:10	1.650	2.627	2.674	2.455	2.627	0.689	1.259	1.094	南西	3.0	有
2016/3/23 22:20	1.650	2.623	2.674	2.454	2.626	0.689	1.261	1.095	南西	3.0	有
2016/3/23 22:30	1.648	2.628	2.672	2.457	2.623	0.687	1.260	1.095	南南西	2.5	無
2016/3/23 22:40	1.650	2.625	2.671	2.458	2.630	0.687	1.259	1.094	南西	1.5	無
2016/3/23 22:50	1.650	2.627	2.668	2.454	2.630	0.690	1.262	1.094	南西	2.0	有
2016/3/23 23:00	1.648	2.625	2.666	2.456	2.627	0.688	1.261	1.094	西南西	2.0	有
2016/3/23 23:10	1.650	2.623	2.668	2.454	2.624	0.687	1.259	1.093	南南西	2.5	有
2016/3/23 23:20	1.650	2.623	2.666	2.453	2.622	0.689	1.257	1.093	南西	3.1	有
2016/3/23 23:30	1.650	2.620	2.660	2.452	2.617	0.689	1.260	1.094	南	2.9	有
2016/3/23 23:40	1.652	2.617	2.660	2.451	2.612	0.688	1.258	1.092	南西	3.3	有
2016/3/23 23:50	1.648	2.615	2.650	2.449	2.608	0.689	1.259	1.094	西南西	2.3	有
2016/3/24 0:00	1.648	2.610	2.647	2.450	2.607	0.688	1.260	1.092	西北西	1.2	有
2016/3/24 0:10	1.647	2.607	2.645	2.445	2.609	0.688	1.258	1.093	西南西	0.9	有
2016/3/24 0:20	1.645	2.605	2.646	2.445	2.604	0.689	1.256	1.093	西北西	1.9	有
2016/3/24 0:30	1.645	2.602	2.642	2.442	2.604	0.689	1.257	1.092	西北西	1.2	有
2016/3/24 0:40	1.647	2.598	2.639	2.441	2.602	0.688	1.258	1.090	南	1.7	有
2016/3/24 0:50	1.643	2.602	2.640	2.444	2.600	0.686	1.257	1.092	南	2.9	無
2016/3/24 1:00	1.643	2.600	2.640	2.442	2.600	0.685	1.256	1.092	南南西	2.6	無
2016/3/24 1:10	1.643	2.600	2.639	2.441	2.597	0.686	1.256	1.091	南南西	4.1	無
2016/3/24 1:20	1.643	2.597	2.635	2.440	2.596	0.685	1.254	1.091	南南西	4.1	無
2016/3/24 1:30	1.642	2.598	2.635	2.442	2.600	0.683	1.257	1.090	南南西	4.7	無
2016/3/24 1:40	1.642	2.597	2.636	2.441	2.598	0.685	1.255	1.090	南南西	4.9	有
2016/3/24 1:50	1.642	2.597	2.636	2.441	2.599	0.683	1.256	1.090	南南西	5.4	無
2016/3/24 2:00	1.643	2.598	2.634	2.440	2.597	0.684	1.254	1.091	南南西	5.2	無

日時	MP								スタック		感雨
	MP-1	MP-2	MP-3	MP-4	MP-5	MP-6	MP-7	MP-8	風向	風速	
2016/3/24 2:10	1.643	2.598	2.637	2.442	2.600	0.684	1.255	1.088	南南西	4.8	無
2016/3/24 2:20	1.640	2.600	2.636	2.441	2.597	0.685	1.255	1.089	南南西	4.1	無
2016/3/24 2:30	1.640	2.600	2.635	2.438	2.599	0.685	1.255	1.091	南南西	3.6	無
2016/3/24 2:40	1.643	2.597	2.636	2.438	2.597	0.685	1.256	1.091	西南西	2.6	無
2016/3/24 2:50	1.643	2.597	2.641	2.442	2.599	0.685	1.256	1.089	西	2.3	有
2016/3/24 3:00	1.642	2.602	2.640	2.441	2.598	0.686	1.256	1.090	西北西	3.1	有
2016/3/24 3:10	1.643	2.598	2.638	2.437	2.598	0.684	1.258	1.091	北西	3.8	無
2016/3/24 3:20	1.642	2.598	2.637	2.443	2.597	0.684	1.257	1.091	北西	3.8	無
2016/3/24 3:30	1.645	2.600	2.638	2.441	2.600	0.685	1.257	1.089	西北西	3.6	無
2016/3/24 3:40	1.640	2.598	2.639	2.437	2.600	0.685	1.259	1.090	西北西	4.0	無
2016/3/24 3:50	1.643	2.598	2.637	2.441	2.596	0.682	1.255	1.093	西北西	4.5	無
2016/3/24 4:00	1.642	2.598	2.637	2.442	2.596	0.685	1.256	1.090	西	4.5	無
2016/3/24 4:10	1.645	2.602	2.636	2.440	2.601	0.685	1.258	1.089	西	3.8	無
2016/3/24 4:20	1.645	2.600	2.640	2.442	2.601	0.686	1.258	1.091	西北西	4.6	無
2016/3/24 4:30	1.640	2.597	2.636	2.444	2.598	0.683	1.256	1.092	西北西	5.5	無
2016/3/24 4:40	1.643	2.605	2.636	2.444	2.598	0.684	1.255	1.092	西北西	4.4	無
2016/3/24 4:50	1.642	2.602	2.634	2.441	2.598	0.685	1.257	1.090	北西	3.4	無
2016/3/24 5:00	1.638	2.600	2.636	2.442	2.595	0.685	1.258	1.091	北	3.0	無
2016/3/24 5:10	1.643	2.597	2.637	2.441	2.599	0.683	1.257	1.092	北北東	2.5	無
2016/3/24 5:20	1.645	2.597	2.640	2.442	2.600	0.684	1.256	1.092	東北東	4.3	有
2016/3/24 5:30	1.643	2.595	2.635	2.441	2.602	0.681	1.257	1.093	東北東	3.4	無
2016/3/24 5:40	1.642	2.597	2.638	2.446	2.599	0.679	1.257	1.090	東北東	4.4	有
2016/3/24 5:50	1.643	2.597	2.640	2.445	2.597	0.681	1.258	1.092	東北東	3.7	有
2016/3/24 6:00	1.642	2.600	2.641	2.444	2.603	0.680	1.256	1.091	北東	3.5	有
2016/3/24 6:10	1.643	2.600	2.637	2.444	2.600	0.680	1.259	1.094	北東	4.1	無
2016/3/24 6:20	1.642	2.603	2.640	2.443	2.599	0.682	1.259	1.092	北東	3.7	有
2016/3/24 6:30	1.645	2.602	2.636	2.442	2.597	0.682	1.256	1.091	東北東	4.1	有
2016/3/24 6:40	1.642	2.603	2.638	2.442	2.597	0.682	1.256	1.090	北東	5.7	有
2016/3/24 6:50	1.642	2.595	2.638	2.444	2.600	0.681	1.258	1.092	北東	5.2	有
2016/3/24 7:00	1.643	2.595	2.637	2.439	2.596	0.681	1.257	1.091	北東	5.1	有
2016/3/24 7:10	1.645	2.600	2.640	2.443	2.596	0.681	1.256	1.092	北東	5.7	有
2016/3/24 7:20	1.645	2.600	2.638	2.442	2.593	0.680	1.256	1.093	北東	4.7	有
2016/3/24 7:30	1.643	2.602	2.635	2.443	2.595	0.681	1.258	1.093	北東	4.3	有
2016/3/24 7:40	1.645	2.600	2.639	2.442	2.593	0.678	1.257	1.092	北東	3.4	無
2016/3/24 7:50	1.643	2.600	2.640	2.441	2.598	0.682	1.257	1.093	北北東	3.4	無
2016/3/24 8:00	1.647	2.603	2.643	2.443	2.595	0.680	1.256	1.092	北北東	2.6	無

風速が0.5m/s未満の場合「CALM」(静穏)、この時の風向を「-」と表記する。

Monitoring data by a monitoring car* at Fukushima Daiichi Nuclear Power Station (μ Sv/h)

* The data from monitoring car may deficit as the vehicle may change monitoring point.

*About the direction of the wind and the wind velocity,we are measuring with the weather observation meter of the 10m higher.

*"-": the wind velocity/"CALM":the wind direction is below 0.5m/s.

Measuring Point	Measurement Date	γ Ray	Neutron Ray	Weather	Wind Direction	Wind Velocity (m/s)
West Gate	2016/3/23 0:00	1.1	<0.01	Fine	SSW	2.1
West Gate	2016/3/23 0:10	1.1	<0.01	Fine	SW	2.3
West Gate	2016/3/23 0:20	1.1	<0.01	Fine	SW	3.6
West Gate	2016/3/23 0:30	1.1	<0.01	Fine	SSW	2.9
West Gate	2016/3/23 0:40	1.1	<0.01	Fine	SW	1.9
West Gate	2016/3/23 0:50	1.1	<0.01	Fine	SW	3.5
West Gate	2016/3/23 1:00	1.1	<0.01	Fine	SW	3.2
West Gate	2016/3/23 1:10	1.1	<0.01	Fine	WSW	2.7
West Gate	2016/3/23 1:20	1.1	<0.01	Fine	WSW	1.8
West Gate	2016/3/23 1:30	1.1	<0.01	Fine	SW	2.3
West Gate	2016/3/23 1:40	1.1	<0.01	Fine	WSW	1.6
West Gate	2016/3/23 1:50	1.1	<0.01	Fine	W	1.7
West Gate	2016/3/23 2:00	1.1	<0.01	Fine	W	1.2
West Gate	2016/3/23 2:10	1.1	<0.01	Fine	W	2.9
West Gate	2016/3/23 2:20	1.1	<0.01	Fine	W	2.8
West Gate	2016/3/23 2:30	1.1	<0.01	Fine	W	3.9
West Gate	2016/3/23 2:40	1.1	<0.01	Fine	W	3.8
West Gate	2016/3/23 2:50	1.1	<0.01	Fine	W	3.5
West Gate	2016/3/23 3:00	1.0	<0.01	Fine	W	5.1
West Gate	2016/3/23 3:10	1.1	<0.01	Cloudy	W	4.8
West Gate	2016/3/23 3:20	1.1	<0.01	Rain	W	3.7
West Gate	2016/3/23 3:30	1.1	<0.01	Rain	W	5.2
West Gate	2016/3/23 3:40	1.1	<0.01	Cloudy	W	4.6
West Gate	2016/3/23 3:50	1.1	<0.01	Cloudy	W	3.6
West Gate	2016/3/23 4:00	1.1	<0.01	Cloudy	W	3.0
West Gate	2016/3/23 4:10	1.1	<0.01	Cloudy	NW	1.2
West Gate	2016/3/23 4:20	1.1	<0.01	Cloudy	NNW	1.0
West Gate	2016/3/23 4:30	1.0	<0.01	Cloudy	NNW	1.0
West Gate	2016/3/23 4:40	1.1	<0.01	Cloudy	WNW	1.7
West Gate	2016/3/23 4:50	1.1	<0.01	Cloudy	WNW	2.6
West Gate	2016/3/23 5:00	1.1	<0.01	Cloudy	WNW	2.7
West Gate	2016/3/23 5:10	1.1	<0.01	Cloudy	WNW	2.2
West Gate	2016/3/23 5:20	1.1	<0.01	Cloudy	WNW	1.8
West Gate	2016/3/23 5:30	1.1	<0.01	Cloudy	WNW	1.1
West Gate	2016/3/23 5:40	1.1	<0.01	Cloudy	WNW	0.6
West Gate	2016/3/23 5:50	1.1	<0.01	Cloudy	WSW	1.6
West Gate	2016/3/23 6:00	1.1	<0.01	Cloudy	W	1.6
West Gate	2016/3/23 6:10	1.1	<0.01	Cloudy	W	1.4
West Gate	2016/3/23 6:20	1.1	<0.01	Cloudy	W	1.5
West Gate	2016/3/23 6:30	1.1	<0.01	Cloudy	WSW	1.8
West Gate	2016/3/23 6:40	1.1	<0.01	Cloudy	W	2.0
West Gate	2016/3/23 6:50	1.1	<0.01	Cloudy	WNW	2.6
West Gate	2016/3/23 7:00	1.0	<0.01	Cloudy	WNW	3.1
West Gate	2016/3/23 7:10	1.1	<0.01	Cloudy	NW	1.4
West Gate	2016/3/23 7:20	1.1	<0.01	Cloudy	NE	0.9
West Gate	2016/3/23 7:30	1.0	<0.01	Cloudy	NNE	2.5
West Gate	2016/3/23 7:40	1.1	<0.01	Cloudy	N	2.2
West Gate	2016/3/23 7:50	1.1	<0.01	Cloudy	NNE	3.0
West Gate	2016/3/23 8:00	1.1	<0.01	Cloudy	N	1.7
West Gate	2016/3/23 8:10	1.1	<0.01	Cloudy	NE	2.8
West Gate	2016/3/23 8:20	1.0	<0.01	Cloudy	NNE	0.8
West Gate	2016/3/23 8:30	1.1	<0.01	Cloudy	WNW	1.6
West Gate	2016/3/23 8:40	1.1	<0.01	Cloudy	NW	1.7
West Gate	2016/3/23 8:50	1.1	<0.01	Cloudy	WNW	1.8
West Gate	2016/3/23 9:00	1.1	<0.01	Cloudy	WNW	2.1
West Gate	2016/3/23 9:10	1.1	<0.01	Cloudy	W	2.8
West Gate	2016/3/23 9:20	1.1	<0.01	Cloudy	W	3.3
West Gate	2016/3/23 9:30	1.1	<0.01	Cloudy	W	3.6
West Gate	2016/3/23 9:40	1.1	<0.01	Cloudy	W	4.0
West Gate	2016/3/23 9:50	1.1	<0.01	Cloudy	W	4.4
West Gate	2016/3/23 10:00	1.1	<0.01	Cloudy	W	5.0
West Gate	2016/3/23 10:10	1.1	<0.01	Cloudy	W	5.3
West Gate	2016/3/23 10:20	1.1	<0.01	Cloudy	W	5.1
West Gate	2016/3/23 10:30	1.1	<0.01	Cloudy	W	4.5
West Gate	2016/3/23 10:40	1.1	<0.01	Cloudy	W	5.7
West Gate	2016/3/23 10:50	1.1	<0.01	Cloudy	W	5.5
West Gate	2016/3/23 11:00	1.1	<0.01	Cloudy	W	5.3
West Gate	2016/3/23 11:10	1.1	<0.01	Cloudy	W	5.4

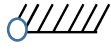
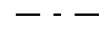
Measuring Point	Measurement Date	γ Ray	Neutron Ray	Weather	Wind Direction	Wind Velocity (m/s)
West Gate	2016/3/23 11:20	1.1	<0.01	Cloudy	W	5.3
West Gate	2016/3/23 11:30	1.1	<0.01	Cloudy	WNW	5.1
West Gate	2016/3/23 11:40	1.1	<0.01	Cloudy	WNW	5.0
West Gate	2016/3/23 11:50	1.1	<0.01	Cloudy	WNW	4.5
West Gate	2016/3/23 12:00	1.1	<0.01	Cloudy	WNW	4.8
West Gate	2016/3/23 12:10	1.1	<0.01	Cloudy	WNW	4.4
West Gate	2016/3/23 12:20	1.1	<0.01	Cloudy	WNW	4.2
West Gate	2016/3/23 12:30	1.1	<0.01	Cloudy	WNW	4.1
West Gate	2016/3/23 12:40	1.1	<0.01	Cloudy	WNW	2.7
West Gate	2016/3/23 12:50	1.1	<0.01	Cloudy	WNW	4.1
West Gate	2016/3/23 13:00	1.1	<0.01	Cloudy	WNW	3.7
West Gate	2016/3/23 13:10	1.1	<0.01	Cloudy	WNW	3.3
West Gate	2016/3/23 13:20	1.1	<0.01	Cloudy	WNW	4.1
West Gate	2016/3/23 13:30	1.1	<0.01	Cloudy	WNW	4.9
West Gate	2016/3/23 13:40	1.1	<0.01	Cloudy	WNW	4.5
West Gate	2016/3/23 13:50	1.1	<0.01	Cloudy	WNW	4.3
West Gate	2016/3/23 14:00	1.1	<0.01	Cloudy	WNW	3.7
West Gate	2016/3/23 14:10	1.1	<0.01	Cloudy	WNW	3.5
West Gate	2016/3/23 14:20	1.1	<0.01	Cloudy	WNW	4.1
West Gate	2016/3/23 14:30	1.1	<0.01	Cloudy	NW	3.2
West Gate	2016/3/23 14:40	1.1	<0.01	Cloudy	W	4.3
West Gate	2016/3/23 14:50	1.1	<0.01	Cloudy	W	4.3
West Gate	2016/3/23 15:00	1.1	<0.01	Cloudy	W	3.9
West Gate	2016/3/23 15:10	1.1	<0.01	Cloudy	W	4.6
West Gate	2016/3/23 15:20	1.1	<0.01	Cloudy	W	4.1
West Gate	2016/3/23 15:30	1.1	<0.01	Cloudy	W	3.9
West Gate	2016/3/23 15:40	1.1	<0.01	Cloudy	W	3.5
West Gate	2016/3/23 15:50	1.1	<0.01	Cloudy	W	2.9
West Gate	2016/3/23 16:00	1.1	<0.01	Cloudy	W	3.3
West Gate	2016/3/23 16:10	1.1	<0.01	Cloudy	W	2.6
West Gate	2016/3/23 16:20	1.1	<0.01	Cloudy	N	1.2
West Gate	2016/3/23 16:30	1.1	<0.01	Cloudy	E	0.7
West Gate	2016/3/23 16:40	1.1	<0.01	Cloudy	E	0.6
West Gate	2016/3/23 16:50	1.1	<0.01	Cloudy	-	CALM
West Gate	2016/3/23 17:00	1.1	<0.01	Cloudy	-	CALM
West Gate	2016/3/23 17:10	1.1	<0.01	Cloudy	WSW	0.6
West Gate	2016/3/23 17:20	1.1	<0.01	Cloudy	NNW	1.0
West Gate	2016/3/23 17:30	1.1	<0.01	Cloudy	N	0.9
West Gate	2016/3/23 17:40	1.1	<0.01	Cloudy	NNW	0.6
West Gate	2016/3/23 17:50	1.1	<0.01	Cloudy	NE	1.0
West Gate	2016/3/23 18:00	1.1	<0.01	Cloudy	SE	0.6
West Gate	2016/3/23 18:10	1.1	<0.01	Cloudy	ESE	1.3
West Gate	2016/3/23 18:20	1.1	<0.01	Cloudy	ESE	1.7
West Gate	2016/3/23 18:30	1.0	<0.01	Cloudy	E	1.7
West Gate	2016/3/23 18:40	1.0	<0.01	Cloudy	NNE	1.7
West Gate	2016/3/23 18:50	1.1	<0.01	Cloudy	ENE	2.6
West Gate	2016/3/23 19:00	1.1	<0.01	Cloudy	ENE	2.5
West Gate	2016/3/23 19:10	1.1	<0.01	Rain	NNE	3.4
West Gate	2016/3/23 19:20	1.1	<0.01	Rain	NE	3.0
West Gate	2016/3/23 19:30	1.1	<0.01	Rain	NW	1.0
West Gate	2016/3/23 19:40	1.1	<0.01	Rain	-	CALM
West Gate	2016/3/23 19:50	1.1	<0.01	Rain	SE	2.0
West Gate	2016/3/23 20:00	1.1	<0.01	Cloudy	S	1.5
West Gate	2016/3/23 20:10	1.1	<0.01	Rain	SSW	1.7
West Gate	2016/3/23 20:20	1.1	<0.01	Rain	SSE	2.2
West Gate	2016/3/23 20:30	1.1	<0.01	Rain	SSE	2.4
West Gate	2016/3/23 20:40	1.1	<0.01	Rain	S	1.9
West Gate	2016/3/23 20:50	1.1	<0.01	Rain	W	0.7
West Gate	2016/3/23 21:00	1.1	<0.01	Rain	SSW	0.8
West Gate	2016/3/23 21:10	1.1	<0.01	Rain	SSW	1.3
West Gate	2016/3/23 21:20	1.1	<0.01	Rain	SW	1.7
West Gate	2016/3/23 21:30	1.1	<0.01	Rain	SW	3.1
West Gate	2016/3/23 21:40	1.0	<0.01	Rain	SSW	2.8
West Gate	2016/3/23 21:50	1.1	<0.01	Rain	SW	2.2
West Gate	2016/3/23 22:00	1.1	<0.01	Rain	SW	1.9
West Gate	2016/3/23 22:10	1.1	<0.01	Rain	SW	1.9
West Gate	2016/3/23 22:20	1.1	<0.01	Rain	SSW	2.1
West Gate	2016/3/23 22:30	1.1	<0.01	Cloudy	SSW	2.1
West Gate	2016/3/23 22:40	1.1	<0.01	Cloudy	SSW	1.7
West Gate	2016/3/23 22:50	1.1	<0.01	Rain	SW	1.6
West Gate	2016/3/23 23:00	1.1	<0.01	Rain	SSW	1.7
West Gate	2016/3/23 23:10	1.1	<0.01	Rain	SSW	1.7
West Gate	2016/3/23 23:20	1.1	<0.01	Rain	WSW	1.6
West Gate	2016/3/23 23:30	1.0	<0.01	Rain	SSW	1.6
West Gate	2016/3/23 23:40	1.1	<0.01	Rain	SW	1.8
West Gate	2016/3/23 23:50	1.1	<0.01	Rain	W	1.5

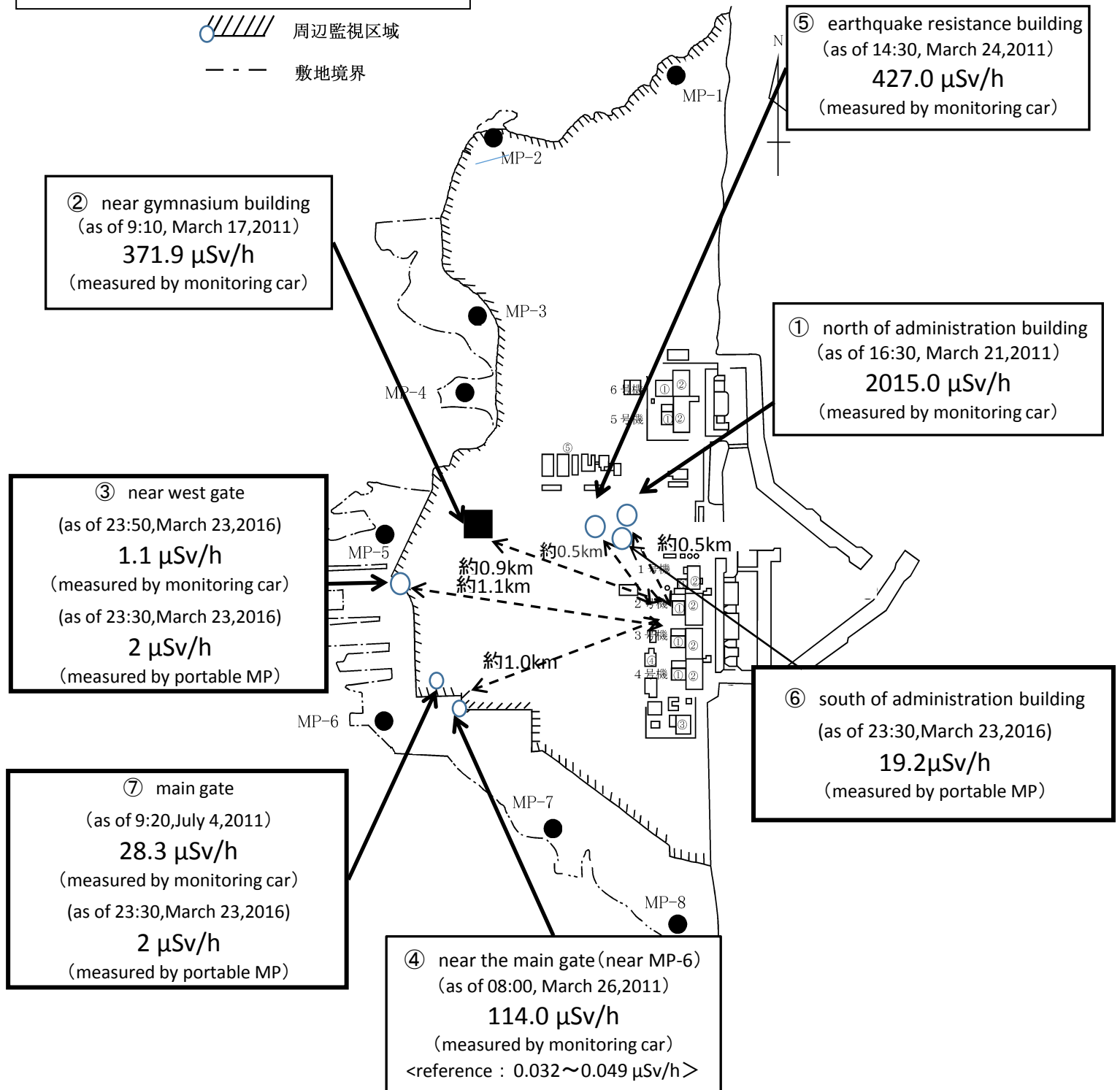
Fukushima Daiichi Nuclear Power Plant

2016/3/23

周辺監視区域: supervised outside area
敷地境界: site boundary

as of 23:50

 周辺監視区域
 敷地境界



※Reference data indicate the normal fluctuation range of airborne radiation rate.