

Fixed point Monitoring Status by Temporary Monitoring Post at Fukushima Daiichi Nuclear Power Station

Date	Radiation Dose Rate (μ Sv/h) At the Main Buiding	Radiation Dose Rate (μ Sv/h) At the Main Gate	Radiation Dose Rate (μ Sv/h) At the West Gate
2016/3/17 0:00	20	2	2
2016/3/17 0:30	20	2	2
2016/3/17 1:00	20	2	2
2016/3/17 1:30	20	2	2
2016/3/17 2:00	20	2	2
2016/3/17 2:30	20	2	2
2016/3/17 3:00	20	2	2
2016/3/17 3:30	20	2	2
2016/3/17 4:00	20	2	2
2016/3/17 4:30	20	2	2
2016/3/17 5:00	20	2	2
2016/3/17 5:30	20	2	2
2016/3/17 6:00	20	2	2
2016/3/17 6:30	20	2	2
2016/3/17 7:00	20	2	2
2016/3/17 7:30	20	2	2
2016/3/17 8:00	20	2	2
2016/3/17 8:30	20	2	2
2016/3/17 9:00	20	2	2
2016/3/17 9:30	20	2	2
2016/3/17 10:00	20	2	2
2016/3/17 10:30	20	2	2
2016/3/17 11:00	20	2	2
2016/3/17 11:30	20	2	2
2016/3/17 12:00	20	2	2
2016/3/17 12:30	20	2	2
2016/3/17 13:00	20	2	2
2016/3/17 13:30	20	2	2
2016/3/17 14:00	20	2	2
2016/3/17 14:30	20	2	2
2016/3/17 15:00	20	2	2
2016/3/17 15:30	19	2	2
2016/3/17 16:00	20	2	2
2016/3/17 16:30	19	2	2
2016/3/17 17:00	19	2	2
2016/3/17 17:30	19	2	2
2016/3/17 18:00	19	2	2
2016/3/17 18:30	19	2	2
2016/3/17 19:00	19	2	2
2016/3/17 19:30	19	2	2
2016/3/17 20:00	19	2	2
2016/3/17 20:30	19	2	2
2016/3/17 21:00	19	2	2
2016/3/17 21:30	19	2	2
2016/3/17 22:00	19	2	2
2016/3/17 22:30	19	2	2
2016/3/17 23:00	19	2	2
2016/3/17 23:30	19	2	2

福島第一原子力発電所 モニタリングポスト空間線量率

単位: $\mu\text{Sv/h}$ 単位: m/s

日時	MP								スタック		感雨
	MP-1	MP-2	MP-3	MP-4	MP-5	MP-6	MP-7	MP-8	風向	風速	
2016/3/17 8:00	1.622	2.568	2.597	2.387	2.559	0.684	1.252	1.089	北北東	1.2	無
2016/3/17 8:10	1.625	2.572	2.604	2.388	2.559	0.682	1.251	1.089	北北西	1.9	無
2016/3/17 8:20	1.623	2.570	2.605	2.390	2.564	0.684	1.253	1.090	北北西	0.9	無
2016/3/17 8:30	1.622	2.575	2.605	2.394	2.561	0.687	1.252	1.090	西北西	2.3	無
2016/3/17 8:40	1.623	2.572	2.607	2.390	2.560	0.686	1.251	1.093	西	2.8	無
2016/3/17 8:50	1.625	2.573	2.611	2.392	2.561	0.687	1.249	1.091	南西	1.9	無
2016/3/17 9:00	1.628	2.577	2.607	2.389	2.562	0.687	1.248	1.091	南西	2.0	無
2016/3/17 9:10	1.627	2.582	2.607	2.395	2.565	0.687	1.252	1.092	南南西	1.2	無
2016/3/17 9:20	1.622	2.580	2.612	2.391	2.562	0.687	1.250	1.092	南南東	3.5	無
2016/3/17 9:30	1.625	2.578	2.606	2.394	2.566	0.688	1.252	1.093	西北西	4.7	無
2016/3/17 9:40	1.625	2.580	2.611	2.396	2.564	0.688	1.250	1.091	西北西	5.8	無
2016/3/17 9:50	1.627	2.578	2.613	2.396	2.564	0.688	1.252	1.091	北西	5.8	無
2016/3/17 10:00	1.628	2.575	2.612	2.396	2.564	0.687	1.252	1.088	西北西	5.1	無
2016/3/17 10:10	1.630	2.582	2.614	2.397	2.564	0.687	1.253	1.087	西北西	5.4	無
2016/3/17 10:20	1.632	2.578	2.611	2.399	2.562	0.684	1.252	1.089	西北西	4.4	無
2016/3/17 10:30	1.632	2.585	2.609	2.397	2.564	0.685	1.252	1.089	西北西	6.6	無
2016/3/17 10:40	1.633	2.583	2.610	2.399	2.565	0.685	1.252	1.089	西	6.5	無
2016/3/17 10:50	1.633	2.585	2.613	2.402	2.568	0.685	1.253	1.089	西	5.6	無
2016/3/17 11:00	1.632	2.580	2.613	2.402	2.569	0.684	1.253	1.090	西	5.3	無
2016/3/17 11:10	1.628	2.583	2.613	2.399	2.558	0.688	1.253	1.088	東北東	3.1	無
2016/3/17 11:20	1.627	2.583	2.612	2.400	2.573	0.685	1.250	1.088	東南東	3.6	無
2016/3/17 11:30	1.628	2.583	2.611	2.400	2.567	0.686	1.253	1.089	東	4.4	無
2016/3/17 11:40	1.630	2.587	2.611	2.400	2.574	0.687	1.249	1.088	東	4.6	無
2016/3/17 11:50	1.632	2.585	2.611	2.399	2.572	0.684	1.250	1.090	東	4.9	無
2016/3/17 12:00	1.632	2.587	2.611	2.401	2.576	0.687	1.252	1.090	東	5.7	無
2016/3/17 12:10	1.630	2.588	2.614	2.401	2.576	0.684	1.250	1.089	東	4.7	無
2016/3/17 12:20	1.632	2.587	2.614	2.403	2.575	0.686	1.253	1.089	東南東	3.7	無
2016/3/17 12:30	1.632	2.588	2.616	2.401	2.575	0.687	1.252	1.088	東南東	6.2	無
2016/3/17 12:40	1.633	2.592	2.621	2.400	2.575	0.687	1.251	1.089	東南東	6.7	無
2016/3/17 12:50	1.633	2.593	2.615	2.403	2.577	0.688	1.255	1.089	東南東	7.7	無
2016/3/17 13:00	1.630	2.587	2.616	2.403	2.579	0.689	1.254	1.088	東南東	6.5	無
2016/3/17 13:10	1.632	2.588	2.620	2.404	2.577	0.687	1.252	1.091	東南東	7.9	無
2016/3/17 13:20	1.630	2.592	2.620	2.401	2.578	0.688	1.253	1.085	南東	8.2	無
2016/3/17 13:30	1.633	2.590	2.619	2.400	2.578	0.686	1.252	1.089	南東	7.1	無
2016/3/17 13:40	1.628	2.592	2.615	2.401	2.579	0.687	1.251	1.089	南南東	6.7	無
2016/3/17 13:50	1.633	2.592	2.619	2.401	2.580	0.686	1.252	1.089	南南東	8.3	無
2016/3/17 14:00	1.630	2.592	2.621	2.402	2.576	0.686	1.253	1.089	南南東	8.8	無

日時	MP								スタック		感雨
	MP-1	MP-2	MP-3	MP-4	MP-5	MP-6	MP-7	MP-8	風向	風速	
2016/3/17 14:10	1.630	2.588	2.618	2.403	2.581	0.688	1.250	1.090	南南東	7.9	無
2016/3/17 14:20	1.630	2.592	2.614	2.404	2.581	0.685	1.254	1.085	南南東	8.6	無
2016/3/17 14:30	1.630	2.592	2.624	2.404	2.580	0.687	1.253	1.088	南南東	6.6	無
2016/3/17 14:40	1.632	2.590	2.623	2.401	2.582	0.686	1.253	1.087	南南東	6.2	無
2016/3/17 14:50	1.630	2.587	2.623	2.401	2.578	0.686	1.252	1.089	南南東	6.0	無
2016/3/17 15:00	1.628	2.588	2.619	2.403	2.579	0.686	1.252	1.087	南南東	6.8	無
2016/3/17 15:10	1.632	2.592	2.618	2.401	2.577	0.685	1.252	1.088	南南東	7.0	無
2016/3/17 15:20	1.632	2.593	2.619	2.402	2.580	0.688	1.253	1.088	南南東	5.8	無
2016/3/17 15:30	1.632	2.592	2.617	2.401	2.582	0.689	1.253	1.088	南南東	7.1	無
2016/3/17 15:40	1.630	2.590	2.613	2.404	2.584	0.690	1.254	1.088	南南東	7.1	無
2016/3/17 15:50	1.630	2.595	2.617	2.403	2.584	0.688	1.252	1.088	南南東	7.5	無
2016/3/17 16:00	1.632	2.593	2.621	2.400	2.584	0.688	1.253	1.089	南南東	7.9	無
2016/3/17 16:10	1.632	2.593	2.621	2.400	2.582	0.688	1.251	1.087	南南東	8.0	無
2016/3/17 16:20	1.632	2.592	2.625	2.402	2.580	0.689	1.254	1.087	南南東	8.9	無
2016/3/17 16:30	1.632	2.587	2.620	2.399	2.582	0.690	1.252	1.092	南南東	8.3	無
2016/3/17 16:40	1.630	2.588	2.623	2.402	2.579	0.690	1.252	1.091	南南東	8.7	無
2016/3/17 16:50	1.630	2.588	2.621	2.403	2.582	0.692	1.252	1.089	南	8.3	無
2016/3/17 17:00	1.628	2.585	2.620	2.403	2.581	0.690	1.252	1.090	南	8.2	無
2016/3/17 17:10	1.632	2.588	2.619	2.403	2.578	0.691	1.252	1.090	南	8.1	無
2016/3/17 17:20	1.632	2.585	2.620	2.402	2.579	0.688	1.255	1.094	南	8.0	無
2016/3/17 17:30	1.630	2.585	2.621	2.405	2.582	0.690	1.253	1.092	南	9.0	無
2016/3/17 17:40	1.628	2.585	2.621	2.402	2.581	0.690	1.254	1.092	南	7.9	無
2016/3/17 17:50	1.628	2.587	2.622	2.400	2.581	0.691	1.255	1.090	南	7.1	無
2016/3/17 18:00	1.630	2.585	2.618	2.402	2.583	0.690	1.257	1.091	南	8.4	無
2016/3/17 18:10	1.628	2.583	2.620	2.401	2.583	0.690	1.257	1.091	南	7.8	無
2016/3/17 18:20	1.628	2.585	2.620	2.401	2.581	0.691	1.254	1.091	南	7.7	無
2016/3/17 18:30	1.628	2.582	2.619	2.403	2.578	0.691	1.254	1.090	南	6.4	無
2016/3/17 18:40	1.630	2.582	2.618	2.401	2.583	0.691	1.255	1.091	南	7.2	無
2016/3/17 18:50	1.632	2.585	2.619	2.399	2.582	0.691	1.255	1.093	南	6.3	無
2016/3/17 19:00	1.632	2.587	2.617	2.397	2.575	0.689	1.255	1.090	南	6.8	無
2016/3/17 19:10	1.632	2.582	2.615	2.397	2.578	0.690	1.254	1.092	南	6.9	無
2016/3/17 19:20	1.627	2.583	2.616	2.400	2.578	0.691	1.253	1.090	南	6.2	無
2016/3/17 19:30	1.627	2.582	2.615	2.398	2.577	0.690	1.253	1.090	南	6.1	無
2016/3/17 19:40	1.628	2.578	2.616	2.398	2.577	0.690	1.254	1.091	南	7.0	無
2016/3/17 19:50	1.630	2.583	2.615	2.401	2.577	0.689	1.253	1.092	南	7.7	無
2016/3/17 20:00	1.627	2.580	2.618	2.400	2.578	0.689	1.253	1.091	南	6.9	無

日時	MP								スタック		感雨
	MP-1	MP-2	MP-3	MP-4	MP-5	MP-6	MP-7	MP-8	風向	風速	
2016/3/17 20:10	1.630	2.578	2.616	2.398	2.576	0.689	1.255	1.090	南	7.3	無
2016/3/17 20:20	1.627	2.578	2.615	2.397	2.577	0.690	1.253	1.090	南	7.5	無
2016/3/17 20:30	1.628	2.582	2.612	2.393	2.576	0.689	1.255	1.091	南	7.0	無
2016/3/17 20:40	1.628	2.582	2.615	2.397	2.577	0.689	1.253	1.091	南	7.9	無
2016/3/17 20:50	1.632	2.582	2.616	2.396	2.574	0.689	1.252	1.090	南	7.2	無
2016/3/17 21:00	1.628	2.580	2.616	2.396	2.579	0.689	1.253	1.091	南	7.3	無
2016/3/17 21:10	1.628	2.582	2.614	2.397	2.578	0.690	1.255	1.090	南	6.9	無
2016/3/17 21:20	1.628	2.580	2.612	2.400	2.581	0.690	1.253	1.090	南南西	4.8	無
2016/3/17 21:30	1.632	2.580	2.614	2.399	2.577	0.690	1.254	1.092	南	3.6	無
2016/3/17 21:40	1.628	2.582	2.612	2.399	2.577	0.687	1.255	1.091	南	5.3	無
2016/3/17 21:50	1.628	2.580	2.612	2.396	2.579	0.689	1.254	1.091	南	7.2	無
2016/3/17 22:00	1.628	2.582	2.612	2.401	2.574	0.689	1.254	1.090	南	7.0	無
2016/3/17 22:10	1.632	2.582	2.614	2.395	2.575	0.688	1.253	1.091	南南西	6.2	無
2016/3/17 22:20	1.628	2.583	2.614	2.399	2.578	0.689	1.253	1.091	南	6.4	無
2016/3/17 22:30	1.628	2.580	2.616	2.399	2.576	0.689	1.256	1.091	南	7.4	無
2016/3/17 22:40	1.632	2.583	2.614	2.399	2.572	0.690	1.253	1.090	南	6.9	無
2016/3/17 22:50	1.632	2.582	2.616	2.395	2.579	0.690	1.254	1.091	南南西	6.2	無
2016/3/17 23:00	1.628	2.578	2.613	2.395	2.578	0.688	1.253	1.092	南南西	5.2	無
2016/3/17 23:10	1.627	2.582	2.609	2.400	2.578	0.689	1.253	1.091	南南西	5.0	無
2016/3/17 23:20	1.628	2.582	2.611	2.399	2.575	0.690	1.254	1.089	南南西	5.7	無
2016/3/17 23:30	1.630	2.582	2.615	2.396	2.576	0.691	1.254	1.088	南南西	4.9	無
2016/3/17 23:40	1.630	2.580	2.617	2.395	2.575	0.689	1.254	1.092	南南西	5.0	無
2016/3/17 23:50	1.632	2.578	2.616	2.398	2.575	0.688	1.253	1.090	南南西	5.2	無
2016/3/18 0:00	1.630	2.580	2.612	2.397	2.574	0.690	1.252	1.091	南南西	5.2	無
2016/3/18 0:10	1.630	2.580	2.612	2.397	2.576	0.689	1.256	1.091	南	5.4	無
2016/3/18 0:20	1.632	2.580	2.613	2.397	2.576	0.688	1.252	1.089	南南西	4.2	無
2016/3/18 0:30	1.630	2.578	2.612	2.397	2.578	0.688	1.252	1.090	南南西	3.1	無
2016/3/18 0:40	1.627	2.580	2.612	2.399	2.573	0.689	1.254	1.091	南南西	2.5	無
2016/3/18 0:50	1.627	2.578	2.614	2.397	2.577	0.689	1.251	1.091	南南西	2.5	無
2016/3/18 1:00	1.628	2.580	2.615	2.393	2.574	0.689	1.256	1.091	南南西	2.0	無
2016/3/18 1:10	1.628	2.578	2.617	2.398	2.577	0.689	1.253	1.091	南南西	1.4	無
2016/3/18 1:20	1.627	2.580	2.614	2.396	2.577	0.690	1.252	1.088	南南西	1.1	無
2016/3/18 1:30	1.630	2.582	2.610	2.396	2.575	0.690	1.252	1.089	南南西	1.5	無
2016/3/18 1:40	1.628	2.582	2.616	2.396	2.576	0.688	1.253	1.090	南西	1.4	無
2016/3/18 1:50	1.628	2.580	2.617	2.395	2.572	0.688	1.253	1.091	南	1.5	無
2016/3/18 2:00	1.630	2.578	2.613	2.399	2.574	0.689	1.252	1.090	南	2.0	無

日時	MP								スタック		感雨
	MP-1	MP-2	MP-3	MP-4	MP-5	MP-6	MP-7	MP-8	風向	風速	
2016/3/18 2:10	1.628	2.582	2.611	2.394	2.577	0.689	1.251	1.089	南南東	2.6	無
2016/3/18 2:20	1.630	2.578	2.611	2.396	2.572	0.688	1.250	1.089	南	3.1	無
2016/3/18 2:30	1.627	2.582	2.614	2.396	2.576	0.687	1.250	1.088	南	3.7	無
2016/3/18 2:40	1.627	2.577	2.613	2.395	2.578	0.687	1.250	1.091	南	3.9	無
2016/3/18 2:50	1.625	2.580	2.610	2.394	2.578	0.687	1.253	1.090	南	3.7	無
2016/3/18 3:00	1.625	2.578	2.613	2.392	2.575	0.687	1.254	1.090	南	4.6	無
2016/3/18 3:10	1.622	2.580	2.611	2.397	2.576	0.689	1.251	1.088	南	5.2	無
2016/3/18 3:20	1.627	2.577	2.613	2.397	2.577	0.687	1.251	1.090	南	5.1	無
2016/3/18 3:30	1.627	2.580	2.609	2.395	2.574	0.688	1.253	1.091	南	5.0	無
2016/3/18 3:40	1.630	2.580	2.606	2.398	2.576	0.686	1.253	1.089	南	5.4	無
2016/3/18 3:50	1.627	2.580	2.611	2.395	2.575	0.686	1.252	1.091	南	4.9	無
2016/3/18 4:00	1.627	2.575	2.609	2.394	2.573	0.689	1.252	1.090	南	4.8	無
2016/3/18 4:10	1.625	2.580	2.609	2.395	2.574	0.688	1.251	1.090	南南東	5.1	無
2016/3/18 4:20	1.625	2.577	2.608	2.396	2.573	0.689	1.252	1.091	南	5.8	無
2016/3/18 4:30	1.628	2.577	2.613	2.395	2.577	0.688	1.253	1.090	南	5.7	無
2016/3/18 4:40	1.628	2.578	2.611	2.396	2.575	0.687	1.252	1.089	南	5.5	無
2016/3/18 4:50	1.627	2.578	2.608	2.398	2.572	0.686	1.251	1.090	南	4.9	無
2016/3/18 5:00	1.628	2.580	2.612	2.394	2.574	0.687	1.251	1.089	南	4.7	無
2016/3/18 5:10	1.628	2.583	2.608	2.396	2.575	0.687	1.253	1.090	南	5.1	無
2016/3/18 5:20	1.627	2.582	2.610	2.396	2.574	0.685	1.251	1.090	南南東	6.2	無
2016/3/18 5:30	1.628	2.578	2.607	2.395	2.572	0.685	1.251	1.091	南	6.7	無
2016/3/18 5:40	1.625	2.578	2.609	2.397	2.568	0.683	1.252	1.091	南南東	6.9	無
2016/3/18 5:50	1.625	2.578	2.614	2.395	2.571	0.684	1.253	1.090	南	7.5	無
2016/3/18 6:00	1.622	2.580	2.610	2.395	2.573	0.684	1.252	1.092	南	5.9	無
2016/3/18 6:10	1.627	2.578	2.608	2.398	2.573	0.683	1.252	1.090	南	5.2	無
2016/3/18 6:20	1.628	2.578	2.610	2.399	2.575	0.684	1.252	1.091	南	5.0	無
2016/3/18 6:30	1.627	2.578	2.611	2.396	2.574	0.684	1.251	1.089	南	4.5	無
2016/3/18 6:40	1.625	2.580	2.615	2.397	2.573	0.684	1.253	1.089	南	3.9	無
2016/3/18 6:50	1.627	2.585	2.610	2.400	2.576	0.684	1.253	1.090	南	4.0	無
2016/3/18 7:00	1.628	2.583	2.612	2.396	2.572	0.684	1.254	1.091	南	4.5	無
2016/3/18 7:10	1.627	2.585	2.612	2.396	2.576	0.685	1.254	1.089	南	4.5	無
2016/3/18 7:20	1.628	2.580	2.613	2.401	2.573	0.685	1.255	1.090	南	5.2	無
2016/3/18 7:30	1.628	2.585	2.615	2.401	2.577	0.684	1.254	1.092	南	5.2	無
2016/3/18 7:40	1.625	2.585	2.617	2.402	2.580	0.686	1.256	1.090	南	5.0	無
2016/3/18 7:50	1.627	2.587	2.617	2.397	2.579	0.684	1.256	1.093	南南東	4.6	無
2016/3/18 8:00	1.630	2.585	2.617	2.400	2.579	0.685	1.257	1.092	南	4.4	無

風速が0.5m/s未満の場合「CALM」(静穏)、この時の風向を「-」と表記する。

Monitoring data by a monitoring car* at Fukushima Daiichi Nuclear Power Station (μ Sv/h)

* The data from monitoring car may deficit as the vehicle may change monitoring point.

*About the direction of the wind and the wind velocity,we are measuring with the weather observation meter of the 10m higher.

*"-": the wind velocity/"CALM":the wind direction is below 0.5m/s.

Measuring Point	Measurement Date	γ Ray	Neutron Ray	Weather	Wind Direction	Wind Velocity (m/s)
West Gate	2016/3/17 0:00	1.1	<0.01	Cloudy	-	CALM
West Gate	2016/3/17 0:10	1.1	<0.01	Cloudy	NW	0.9
West Gate	2016/3/17 0:20	1.1	<0.01	Cloudy	WNW	0.6
West Gate	2016/3/17 0:30	1.1	<0.01	Cloudy	W	1.4
West Gate	2016/3/17 0:40	1.1	<0.01	Cloudy	WSW	1.6
West Gate	2016/3/17 0:50	1.1	<0.01	Cloudy	WNW	1.1
West Gate	2016/3/17 1:00	1.1	<0.01	Cloudy	WNW	1.0
West Gate	2016/3/17 1:10	1.0	<0.01	Cloudy	WNW	0.9
West Gate	2016/3/17 1:20	1.0	<0.01	Cloudy	-	CALM
West Gate	2016/3/17 1:30	1.0	<0.01	Cloudy	SSE	0.6
West Gate	2016/3/17 1:40	1.1	<0.01	Cloudy	-	CALM
West Gate	2016/3/17 1:50	1.1	<0.01	Cloudy	-	CALM
West Gate	2016/3/17 2:00	1.1	<0.01	Cloudy	-	CALM
West Gate	2016/3/17 2:10	1.1	<0.01	Cloudy	SW	0.5
West Gate	2016/3/17 2:20	1.1	<0.01	Cloudy	-	CALM
West Gate	2016/3/17 2:30	1.1	<0.01	Cloudy	WSW	0.9
West Gate	2016/3/17 2:40	1.1	<0.01	Cloudy	W	2.0
West Gate	2016/3/17 2:50	1.1	<0.01	Cloudy	WNW	0.9
West Gate	2016/3/17 3:00	1.1	<0.01	Cloudy	W	1.5
West Gate	2016/3/17 3:10	1.1	<0.01	Cloudy	WNW	1.1
West Gate	2016/3/17 3:20	1.1	<0.01	Cloudy	NNW	1.1
West Gate	2016/3/17 3:30	1.1	<0.01	Cloudy	N	2.0
West Gate	2016/3/17 3:40	1.1	<0.01	Cloudy	N	2.4
West Gate	2016/3/17 3:50	1.1	<0.01	Cloudy	N	1.9
West Gate	2016/3/17 4:00	1.1	<0.01	Cloudy	N	1.6
West Gate	2016/3/17 4:10	1.1	<0.01	Cloudy	NNE	1.5
West Gate	2016/3/17 4:20	1.0	<0.01	Cloudy	N	1.4
West Gate	2016/3/17 4:30	1.1	<0.01	Cloudy	NNW	1.0
West Gate	2016/3/17 4:40	1.1	<0.01	Cloudy	NNW	1.0
West Gate	2016/3/17 4:50	1.1	<0.01	Cloudy	NNW	1.7
West Gate	2016/3/17 5:00	1.1	<0.01	Cloudy	NW	1.7
West Gate	2016/3/17 5:10	1.0	<0.01	Fine	NW	1.7
West Gate	2016/3/17 5:20	1.0	<0.01	Fine	WNW	3.6
West Gate	2016/3/17 5:30	1.1	<0.01	Fine	WNW	3.9
West Gate	2016/3/17 5:40	1.1	<0.01	Fine	WNW	2.9
West Gate	2016/3/17 5:50	1.0	<0.01	Fine	NW	2.0
West Gate	2016/3/17 6:00	1.0	<0.01	Fine	NW	1.0
West Gate	2016/3/17 6:10	1.1	<0.01	Fine	NW	1.1
West Gate	2016/3/17 6:20	1.1	<0.01	Fine	NW	1.2
West Gate	2016/3/17 6:30	1.1	<0.01	Fine	NNW	1.6
West Gate	2016/3/17 6:40	1.1	<0.01	Fine	NNW	1.4
West Gate	2016/3/17 6:50	1.0	<0.01	Fine	NNW	1.2
West Gate	2016/3/17 7:00	1.1	<0.01	Fine	W	0.7
West Gate	2016/3/17 7:10	1.0	<0.01	Fine	NW	0.8
West Gate	2016/3/17 7:20	1.1	<0.01	Fine	NNW	0.9
West Gate	2016/3/17 7:30	1.1	<0.01	Fine	N	1.1
West Gate	2016/3/17 7:40	1.1	<0.01	Fine	N	1.5
West Gate	2016/3/17 7:50	1.1	<0.01	Fine	N	1.2
West Gate	2016/3/17 8:00	1.1	<0.01	Fine	NE	0.9
West Gate	2016/3/17 8:10	1.1	<0.01	Fine	N	1.6
West Gate	2016/3/17 8:20	1.1	<0.01	Fine	N	0.6
West Gate	2016/3/17 8:30	1.1	<0.01	Fine	WNW	0.6
West Gate	2016/3/17 8:40	1.1	<0.01	Fine	WSW	1.1
West Gate	2016/3/17 8:50	1.1	<0.01	Fine	SSE	2.5
West Gate	2016/3/17 9:00	1.1	<0.01	Fine	SSE	2.2
West Gate	2016/3/17 9:10	1.1	<0.01	Fine	SE	2.6
West Gate	2016/3/17 9:20	1.1	<0.01	Fine	ESE	2.5
West Gate	2016/3/17 9:30	1.1	<0.01	Fine	NNW	1.5
West Gate	2016/3/17 9:40	1.1	<0.01	Fine	WNW	2.6
West Gate	2016/3/17 9:50	1.1	<0.01	Fine	WNW	2.3
West Gate	2016/3/17 10:00	1.1	<0.01	Fine	WNW	3.1
West Gate	2016/3/17 10:10	1.1	<0.01	Fine	WNW	2.2
West Gate	2016/3/17 10:20	1.1	<0.01	Fine	NW	1.7
West Gate	2016/3/17 10:30	1.1	<0.01	Fine	WNW	3.5
West Gate	2016/3/17 10:40	1.1	<0.01	Fine	WNW	4.4
West Gate	2016/3/17 10:50	1.1	<0.01	Fine	WNW	4.2
West Gate	2016/3/17 11:00	1.1	<0.01	Fine	WNW	3.1
West Gate	2016/3/17 11:10	1.1	<0.01	Fine	ENE	2.5

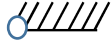

Measuring Point	Measurement Date	γ Ray	Neutron Ray	Weather	Wind Direction	Wind Velocity (m/s)
West Gate	2016/3/17 11:20	1.0	<0.01	Fine	ESE	2.8
West Gate	2016/3/17 11:30	1.0	<0.01	Fine	E	3.0
West Gate	2016/3/17 11:40	1.1	<0.01	Fine	E	2.7
West Gate	2016/3/17 11:50	1.0	<0.01	Fine	ESE	3.1
West Gate	2016/3/17 12:00	1.1	<0.01	Fine	E	2.4
West Gate	2016/3/17 12:10	1.1	<0.01	Fine	E	2.6
West Gate	2016/3/17 12:20	1.1	<0.01	Fine	ESE	3.1
West Gate	2016/3/17 12:30	1.0	<0.01	Fine	ESE	3.6
West Gate	2016/3/17 12:40	1.1	<0.01	Fine	SE	2.7
West Gate	2016/3/17 12:50	1.0	<0.01	Fine	SE	2.6
West Gate	2016/3/17 13:00	1.1	<0.01	Fine	SE	2.6
West Gate	2016/3/17 13:10	1.0	<0.01	Fine	SE	3.3
West Gate	2016/3/17 13:20	1.1	<0.01	Fine	SSE	4.1
West Gate	2016/3/17 13:30	1.1	<0.01	Fine	SE	3.7
West Gate	2016/3/17 13:40	1.1	<0.01	Fine	SE	3.3
West Gate	2016/3/17 13:50	1.1	<0.01	Fine	SE	3.3
West Gate	2016/3/17 14:00	1.1	<0.01	Fine	SE	3.3
West Gate	2016/3/17 14:10	1.0	<0.01	Fine	SE	3.2
West Gate	2016/3/17 14:20	1.0	<0.01	Fine	SE	3.0
West Gate	2016/3/17 14:30	1.1	<0.01	Fine	ESE	2.8
West Gate	2016/3/17 14:40	1.0	<0.01	Fine	SE	2.8
West Gate	2016/3/17 14:50	1.0	<0.01	Fine	SSE	3.0
West Gate	2016/3/17 15:00	1.0	<0.01	Fine	SSE	3.2
West Gate	2016/3/17 15:10	1.1	<0.01	Fine	SSE	3.6
West Gate	2016/3/17 15:20	1.1	<0.01	Fine	SSE	3.0
West Gate	2016/3/17 15:30	1.1	<0.01	Fine	SE	3.7
West Gate	2016/3/17 15:40	1.1	<0.01	Fine	SSE	3.4
West Gate	2016/3/17 15:50	1.0	<0.01	Fine	SSE	3.5
West Gate	2016/3/17 16:00	1.1	<0.01	Fine	SE	3.0
West Gate	2016/3/17 16:10	1.1	<0.01	Fine	SSE	3.5
West Gate	2016/3/17 16:20	1.1	<0.01	Fine	S	3.6
West Gate	2016/3/17 16:30	1.1	<0.01	Fine	S	3.9
West Gate	2016/3/17 16:40	1.0	<0.01	Fine	SSE	4.0
West Gate	2016/3/17 16:50	1.0	<0.01	Fine	S	3.9
West Gate	2016/3/17 17:00	1.0	<0.01	Fine	S	4.1
West Gate	2016/3/17 17:10	1.0	<0.01	Fine	S	4.0
West Gate	2016/3/17 17:20	1.1	<0.01	Fine	SSE	3.8
West Gate	2016/3/17 17:30	1.0	<0.01	Fine	S	3.5
West Gate	2016/3/17 17:40	1.1	<0.01	Fine	S	3.2
West Gate	2016/3/17 17:50	1.1	<0.01	Fine	S	2.9
West Gate	2016/3/17 18:00	1.1	<0.01	Fine	SSW	2.6
West Gate	2016/3/17 18:10	1.1	<0.01	Fine	SSW	2.8
West Gate	2016/3/17 18:20	1.1	<0.01	Fine	SSW	2.6
West Gate	2016/3/17 18:30	1.0	<0.01	Fine	SSW	1.7
West Gate	2016/3/17 18:40	1.1	<0.01	Fine	SSW	2.0
West Gate	2016/3/17 18:50	1.1	<0.01	Fine	SSW	1.8
West Gate	2016/3/17 19:00	1.0	<0.01	Fine	SW	2.0
West Gate	2016/3/17 19:10	1.1	<0.01	Fine	SW	1.6
West Gate	2016/3/17 19:20	1.0	<0.01	Fine	SW	0.6
West Gate	2016/3/17 19:30	1.1	<0.01	Fine	SW	1.1
West Gate	2016/3/17 19:40	1.1	<0.01	Fine	SSW	1.3
West Gate	2016/3/17 19:50	1.1	<0.01	Fine	SSW	1.6
West Gate	2016/3/17 20:00	1.1	<0.01	Fine	S	1.7
West Gate	2016/3/17 20:10	1.1	<0.01	Fine	SSW	1.7
West Gate	2016/3/17 20:20	1.1	<0.01	Fine	SW	1.5
West Gate	2016/3/17 20:30	1.1	<0.01	Fine	SW	1.8
West Gate	2016/3/17 20:40	1.1	<0.01	Fine	SSW	2.6
West Gate	2016/3/17 20:50	1.1	<0.01	Fine	SSW	3.2
West Gate	2016/3/17 21:00	1.1	<0.01	Fine	SSW	2.6
West Gate	2016/3/17 21:10	1.1	<0.01	Fine	SSW	1.9
West Gate	2016/3/17 21:20	1.1	<0.01	Fine	SW	1.5
West Gate	2016/3/17 21:30	1.1	<0.01	Fine	SW	1.7
West Gate	2016/3/17 21:40	1.1	<0.01	Fine	SSW	1.7
West Gate	2016/3/17 21:50	1.0	<0.01	Fine	SSW	2.3
West Gate	2016/3/17 22:00	1.1	<0.01	Fine	SSW	2.4
West Gate	2016/3/17 22:10	1.0	<0.01	Fine	SW	2.0
West Gate	2016/3/17 22:20	1.1	<0.01	Fine	SW	2.0
West Gate	2016/3/17 22:30	1.1	<0.01	Fine	SW	2.1
West Gate	2016/3/17 22:40	1.1	<0.01	Fine	SW	1.9
West Gate	2016/3/17 22:50	1.1	<0.01	Fine	SSW	1.9
West Gate	2016/3/17 23:00	1.0	<0.01	Fine	SSW	0.9
West Gate	2016/3/17 23:10	1.1	<0.01	Fine	SSW	1.1
West Gate	2016/3/17 23:20	1.1	<0.01	Fine	SSW	1.5
West Gate	2016/3/17 23:30	1.1	<0.01	Fine	SW	1.8
West Gate	2016/3/17 23:40	1.1	<0.01	Fine	SW	1.9
West Gate	2016/3/17 23:50	1.1	<0.01	Fine	WSW	1.4

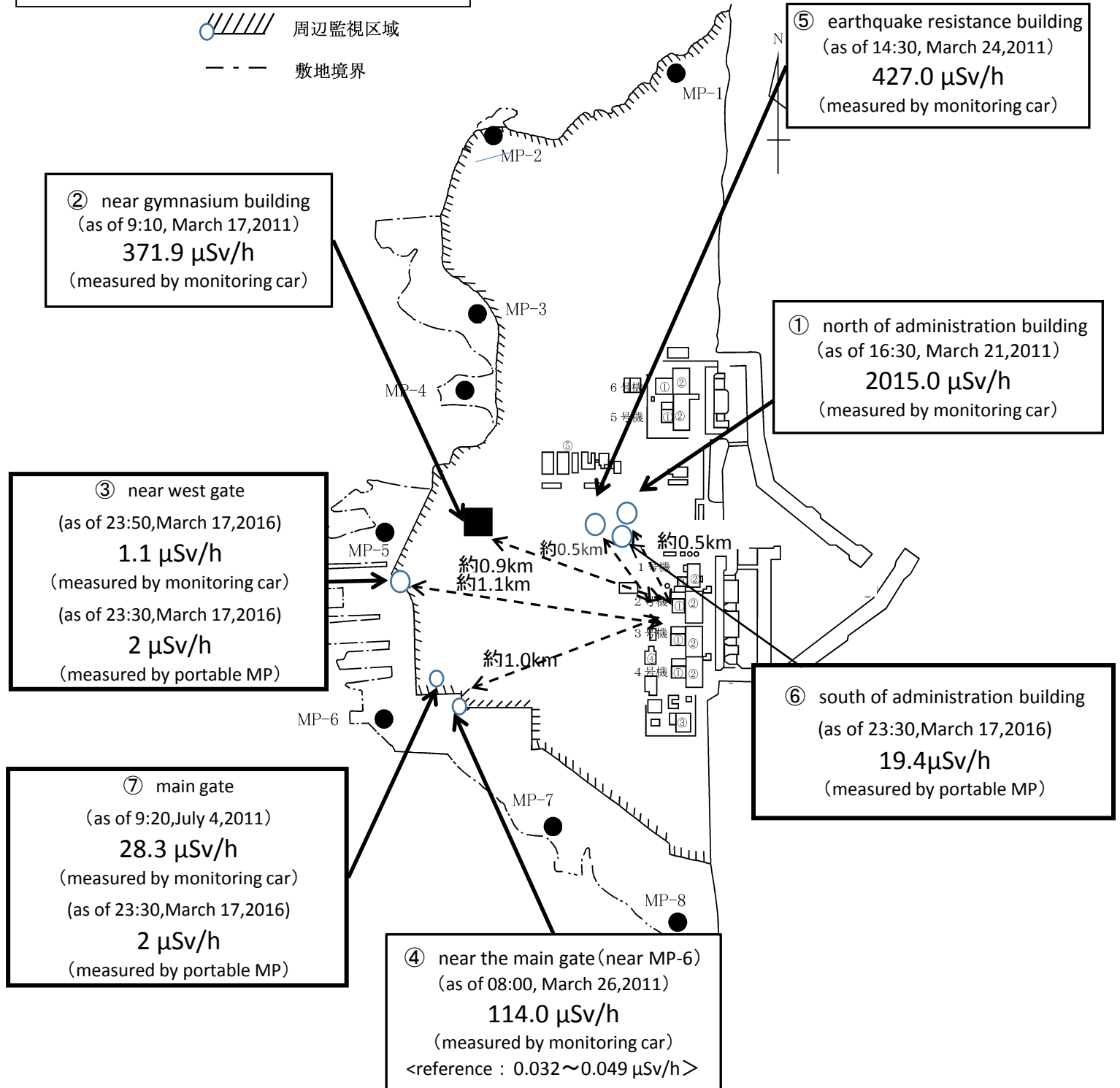
Fukushima Daiichi Nuclear Power Plant

2016/3/17

周辺監視区域: supervised outside area
敷地境界: site boundary

as of 23:50

 周辺監視区域
 敷地境界



※Reference data indicate the normal fluctuation range of airborne radiation rate.