

Fixed point Monitoring Status by Temporary Monitoring Post at Fukushima Daiichi Nuclear Power Station

Date	Radiation Dose Rate (μ Sv/h) At the Main Buiding	Radiation Dose Rate (μ Sv/h) At the Main Gate	Radiation Dose Rate (μ Sv/h) At the West Gate
2016/3/13 0:00	19	2	2
2016/3/13 0:30	19	2	2
2016/3/13 1:00	19	2	2
2016/3/13 1:30	19	2	2
2016/3/13 2:00	19	2	2
2016/3/13 2:30	19	2	2
2016/3/13 3:00	19	2	2
2016/3/13 3:30	19	2	2
2016/3/13 4:00	19	2	2
2016/3/13 4:30	19	2	2
2016/3/13 5:00	20	2	2
2016/3/13 5:30	19	2	2
2016/3/13 6:00	19	2	2
2016/3/13 6:30	19	2	2
2016/3/13 7:00	19	2	2
2016/3/13 7:30	19	2	2
2016/3/13 8:00	19	2	2
2016/3/13 8:30	19	2	2
2016/3/13 9:00	20	2	2
2016/3/13 9:30	20	2	2
2016/3/13 10:00	20	2	2
2016/3/13 10:30	20	2	2
2016/3/13 11:00	20	2	2
2016/3/13 11:30	20	2	2
2016/3/13 12:00	20	2	2
2016/3/13 12:30	20	2	2
2016/3/13 13:00	19	2	2
2016/3/13 13:30	20	2	2
2016/3/13 14:00	19	2	2
2016/3/13 14:30	19	2	2
2016/3/13 15:00	19	2	2
2016/3/13 15:30	19	2	2
2016/3/13 16:00	19	2	2
2016/3/13 16:30	19	2	2
2016/3/13 17:00	19	2	2
2016/3/13 17:30	19	2	2
2016/3/13 18:00	19	2	2
2016/3/13 18:30	19	2	2
2016/3/13 19:00	19	2	2
2016/3/13 19:30	19	2	2
2016/3/13 20:00	19	2	2
2016/3/13 20:30	19	2	2
2016/3/13 21:00	19	2	2
2016/3/13 21:30	19	2	2
2016/3/13 22:00	19	2	2
2016/3/13 22:30	19	2	2
2016/3/13 23:00	19	2	2
2016/3/13 23:30	19	2	2

福島第一原子力発電所 モニタリングポスト空間線量率

単位: $\mu\text{Sv/h}$

単位: m/s

日時	MP								スタック		感雨
	MP-1	MP-2	MP-3	MP-4	MP-5	MP-6	MP-7	MP-8	風向	風速	
2016/3/13 8:00	1.608	2.563	2.594	2.380	2.558	0.685	1.249	1.088	北	1.5	無
2016/3/13 8:10	1.610	2.563	2.593	2.380	2.560	0.686	1.249	1.088	北北西	1.9	無
2016/3/13 8:20	1.610	2.565	2.600	2.381	2.563	0.686	1.250	1.091	北北東	1.5	無
2016/3/13 8:30	1.610	2.567	2.597	2.382	2.561	0.685	1.253	1.090	北北東	2.0	無
2016/3/13 8:40	1.608	2.567	2.596	2.380	2.562	0.686	1.252	1.092	北北東	2.2	無
2016/3/13 8:50	1.610	2.568	2.598	2.381	2.562	0.685	1.251	1.091	北東	2.3	無
2016/3/13 9:00	1.608	2.567	2.597	2.385	2.564	0.684	1.249	1.089	東北東	2.0	無
2016/3/13 9:10	1.610	2.567	2.600	2.378	2.561	0.686	1.249	1.092	北東	2.5	無
2016/3/13 9:20	1.612	2.570	2.601	2.383	2.564	0.685	1.249	1.089	東	2.3	無
2016/3/13 9:30	1.610	2.570	2.599	2.384	2.569	0.684	1.249	1.091	東北東	2.3	無
2016/3/13 9:40	1.610	2.570	2.602	2.382	2.566	0.686	1.249	1.090	東北東	2.6	無
2016/3/13 9:50	1.613	2.572	2.600	2.380	2.567	0.685	1.249	1.090	東北東	2.8	無
2016/3/13 10:00	1.612	2.572	2.605	2.384	2.570	0.686	1.249	1.091	東北東	2.8	無
2016/3/13 10:10	1.613	2.573	2.603	2.387	2.573	0.686	1.249	1.092	東	3.1	無
2016/3/13 10:20	1.613	2.573	2.602	2.384	2.569	0.686	1.249	1.090	東	3.1	無
2016/3/13 10:30	1.612	2.573	2.605	2.383	2.571	0.687	1.249	1.089	東	3.0	無
2016/3/13 10:40	1.613	2.570	2.604	2.382	2.569	0.687	1.248	1.088	東北東	2.6	無
2016/3/13 10:50	1.610	2.575	2.604	2.381	2.570	0.688	1.247	1.088	東北東	3.0	無
2016/3/13 11:00	1.613	2.573	2.606	2.384	2.575	0.687	1.249	1.088	東	3.2	無
2016/3/13 11:10	1.612	2.573	2.606	2.382	2.573	0.688	1.247	1.090	東	3.2	無
2016/3/13 11:20	1.610	2.568	2.604	2.384	2.571	0.687	1.250	1.092	東南東	3.7	無
2016/3/13 11:30	1.617	2.570	2.605	2.385	2.574	0.686	1.250	1.090	南東	3.5	無
2016/3/13 11:40	1.615	2.573	2.605	2.385	2.568	0.686	1.249	1.093	南東	4.0	無
2016/3/13 11:50	1.615	2.570	2.606	2.386	2.572	0.687	1.249	1.090	南東	4.3	無
2016/3/13 12:00	1.613	2.572	2.611	2.384	2.571	0.688	1.252	1.089	南南東	5.1	無
2016/3/13 12:10	1.613	2.575	2.606	2.386	2.571	0.687	1.251	1.091	南南東	5.6	無
2016/3/13 12:20	1.617	2.578	2.608	2.384	2.571	0.690	1.249	1.088	南南東	5.2	無
2016/3/13 12:30	1.612	2.578	2.609	2.385	2.572	0.688	1.250	1.093	南南東	4.7	無
2016/3/13 12:40	1.615	2.577	2.611	2.389	2.576	0.688	1.251	1.092	南南東	5.9	無
2016/3/13 12:50	1.618	2.575	2.613	2.387	2.572	0.689	1.250	1.094	南南東	6.4	無
2016/3/13 13:00	1.618	2.577	2.610	2.389	2.572	0.690	1.251	1.092	南南東	7.1	無
2016/3/13 13:10	1.617	2.575	2.610	2.392	2.574	0.689	1.249	1.090	南南東	6.7	無
2016/3/13 13:20	1.617	2.578	2.612	2.391	2.574	0.688	1.250	1.092	南南東	5.5	無
2016/3/13 13:30	1.618	2.577	2.610	2.388	2.571	0.689	1.249	1.091	南南東	6.2	無
2016/3/13 13:40	1.618	2.578	2.610	2.387	2.573	0.689	1.251	1.089	南南東	6.7	無
2016/3/13 13:50	1.622	2.577	2.612	2.386	2.574	0.689	1.252	1.089	南南東	4.9	無
2016/3/13 14:00	1.622	2.578	2.612	2.392	2.576	0.689	1.253	1.092	南南東	5.6	無

日時	MP								スタック		感雨
	MP-1	MP-2	MP-3	MP-4	MP-5	MP-6	MP-7	MP-8	風向	風速	
2016/3/13 14:10	1.622	2.578	2.612	2.392	2.572	0.688	1.249	1.091	南南東	6.5	無
2016/3/13 14:20	1.618	2.578	2.613	2.390	2.574	0.689	1.250	1.090	南南東	7.5	無
2016/3/13 14:30	1.618	2.578	2.612	2.388	2.574	0.689	1.250	1.093	南南東	7.7	無
2016/3/13 14:40	1.622	2.580	2.612	2.391	2.575	0.690	1.249	1.093	南南東	7.2	無
2016/3/13 14:50	1.618	2.577	2.612	2.393	2.576	0.690	1.251	1.093	南南東	7.4	無
2016/3/13 15:00	1.618	2.580	2.614	2.388	2.576	0.689	1.250	1.091	南南東	7.1	無
2016/3/13 15:10	1.625	2.582	2.614	2.388	2.576	0.689	1.251	1.092	南南東	6.8	無
2016/3/13 15:20	1.620	2.582	2.617	2.388	2.579	0.691	1.253	1.092	南南東	6.2	無
2016/3/13 15:30	1.620	2.582	2.616	2.393	2.578	0.690	1.255	1.093	南南東	7.6	無
2016/3/13 15:40	1.620	2.582	2.616	2.391	2.577	0.692	1.250	1.091	南南東	7.2	無
2016/3/13 15:50	1.625	2.582	2.614	2.391	2.578	0.690	1.252	1.089	南南東	6.6	無
2016/3/13 16:00	1.620	2.580	2.615	2.388	2.581	0.691	1.252	1.093	南南東	7.1	無
2016/3/13 16:10	1.622	2.585	2.614	2.393	2.581	0.691	1.251	1.092	南南東	6.5	無
2016/3/13 16:20	1.622	2.583	2.616	2.389	2.583	0.691	1.253	1.092	南	7.4	無
2016/3/13 16:30	1.618	2.580	2.614	2.392	2.584	0.693	1.252	1.092	南	7.1	無
2016/3/13 16:40	1.617	2.583	2.615	2.392	2.580	0.692	1.252	1.091	南	6.7	無
2016/3/13 16:50	1.617	2.580	2.615	2.392	2.579	0.691	1.253	1.093	南	6.6	無
2016/3/13 17:00	1.622	2.578	2.615	2.394	2.575	0.692	1.253	1.091	南	5.8	無
2016/3/13 17:10	1.620	2.578	2.615	2.392	2.574	0.691	1.251	1.092	南	5.6	無
2016/3/13 17:20	1.617	2.578	2.610	2.393	2.583	0.691	1.254	1.093	南南西	5.6	無
2016/3/13 17:30	1.620	2.582	2.613	2.389	2.580	0.692	1.253	1.092	南	6.3	無
2016/3/13 17:40	1.620	2.580	2.610	2.393	2.575	0.692	1.254	1.089	南	6.2	無
2016/3/13 17:50	1.622	2.577	2.611	2.391	2.578	0.690	1.253	1.093	南	6.0	無
2016/3/13 18:00	1.622	2.578	2.614	2.391	2.580	0.692	1.254	1.092	南	6.1	無
2016/3/13 18:10	1.620	2.580	2.613	2.390	2.579	0.691	1.253	1.090	南	5.9	無
2016/3/13 18:20	1.620	2.580	2.611	2.392	2.582	0.692	1.255	1.092	南	6.5	無
2016/3/13 18:30	1.618	2.582	2.612	2.391	2.577	0.693	1.253	1.091	南	7.3	無
2016/3/13 18:40	1.620	2.583	2.615	2.391	2.580	0.690	1.256	1.090	南	7.9	無
2016/3/13 18:50	1.618	2.580	2.612	2.391	2.577	0.691	1.254	1.093	南	8.2	無
2016/3/13 19:00	1.618	2.578	2.615	2.391	2.576	0.692	1.253	1.093	南	7.3	無
2016/3/13 19:10	1.620	2.577	2.613	2.390	2.576	0.690	1.254	1.091	南	7.2	無
2016/3/13 19:20	1.622	2.585	2.615	2.392	2.580	0.692	1.256	1.092	南	7.2	無
2016/3/13 19:30	1.622	2.583	2.612	2.389	2.578	0.690	1.253	1.090	南南西	6.7	無
2016/3/13 19:40	1.622	2.580	2.612	2.391	2.576	0.693	1.255	1.091	南南西	6.4	無
2016/3/13 19:50	1.618	2.578	2.613	2.391	2.579	0.690	1.256	1.092	南南西	6.1	無
2016/3/13 20:00	1.623	2.580	2.614	2.391	2.575	0.692	1.255	1.092	南南西	5.7	無

日時	MP								スタック		感雨
	MP-1	MP-2	MP-3	MP-4	MP-5	MP-6	MP-7	MP-8	風向	風速	
2016/3/13 20:10	1.622	2.582	2.612	2.389	2.580	0.689	1.254	1.092	南南西	5.8	無
2016/3/13 20:20	1.620	2.580	2.613	2.391	2.576	0.692	1.253	1.092	南南西	6.1	無
2016/3/13 20:30	1.620	2.575	2.613	2.389	2.579	0.692	1.253	1.089	南西	5.7	無
2016/3/13 20:40	1.620	2.577	2.611	2.393	2.574	0.692	1.255	1.091	南南西	6.1	無
2016/3/13 20:50	1.620	2.578	2.615	2.391	2.573	0.692	1.255	1.092	南南西	5.8	無
2016/3/13 21:00	1.622	2.580	2.611	2.393	2.578	0.691	1.256	1.091	南南西	5.5	無
2016/3/13 21:10	1.620	2.582	2.611	2.391	2.576	0.691	1.253	1.092	南西	4.8	無
2016/3/13 21:20	1.620	2.578	2.612	2.391	2.578	0.690	1.254	1.092	南西	4.0	無
2016/3/13 21:30	1.618	2.577	2.615	2.394	2.576	0.692	1.256	1.090	南西	4.2	有
2016/3/13 21:40	1.618	2.578	2.614	2.390	2.578	0.690	1.256	1.092	南西	3.7	有
2016/3/13 21:50	1.620	2.580	2.613	2.392	2.575	0.690	1.252	1.091	南西	3.9	無
2016/3/13 22:00	1.620	2.578	2.613	2.393	2.576	0.689	1.255	1.092	南西	3.3	無
2016/3/13 22:10	1.618	2.578	2.610	2.392	2.576	0.691	1.256	1.092	南西	3.1	無
2016/3/13 22:20	1.620	2.577	2.613	2.392	2.579	0.692	1.255	1.091	南西	3.3	無
2016/3/13 22:30	1.622	2.578	2.612	2.390	2.578	0.691	1.256	1.094	南南西	3.2	有
2016/3/13 22:40	1.620	2.580	2.608	2.390	2.578	0.690	1.253	1.092	南南西	3.2	無
2016/3/13 22:50	1.622	2.578	2.614	2.391	2.577	0.690	1.253	1.093	南	3.5	無
2016/3/13 23:00	1.620	2.580	2.613	2.392	2.578	0.691	1.255	1.092	南南東	4.1	有
2016/3/13 23:10	1.620	2.578	2.611	2.391	2.578	0.691	1.254	1.093	南南東	4.6	有
2016/3/13 23:20	1.623	2.580	2.616	2.389	2.574	0.691	1.254	1.092	南南東	4.0	有
2016/3/13 23:30	1.623	2.577	2.611	2.390	2.570	0.688	1.255	1.092	南南東	4.0	有
2016/3/13 23:40	1.622	2.577	2.611	2.390	2.571	0.689	1.253	1.090	南南東	4.0	有
2016/3/13 23:50	1.620	2.578	2.610	2.392	2.570	0.690	1.252	1.090	南南東	4.3	有
2016/3/14 0:00	1.622	2.578	2.607	2.387	2.567	0.689	1.254	1.091	南南東	4.9	有
2016/3/14 0:10	1.622	2.577	2.610	2.388	2.568	0.690	1.252	1.089	南南東	4.4	有
2016/3/14 0:20	1.620	2.570	2.603	2.385	2.562	0.689	1.252	1.089	南南東	3.8	有
2016/3/14 0:30	1.618	2.568	2.604	2.388	2.568	0.690	1.251	1.092	南南東	4.0	有
2016/3/14 0:40	1.622	2.570	2.601	2.384	2.564	0.690	1.253	1.089	南南東	3.9	無
2016/3/14 0:50	1.622	2.572	2.606	2.390	2.564	0.687	1.251	1.092	南南東	3.8	無
2016/3/14 1:00	1.620	2.570	2.601	2.385	2.566	0.689	1.253	1.091	南	2.6	無
2016/3/14 1:10	1.617	2.573	2.600	2.390	2.566	0.690	1.253	1.089	南南西	1.9	無
2016/3/14 1:20	1.617	2.568	2.604	2.386	2.565	0.688	1.251	1.090	南	1.7	無
2016/3/14 1:30	1.617	2.570	2.604	2.385	2.562	0.689	1.249	1.092	南	1.2	無
2016/3/14 1:40	1.617	2.570	2.599	2.387	2.564	0.688	1.252	1.090	南南西	1.2	無
2016/3/14 1:50	1.620	2.568	2.597	2.385	2.564	0.687	1.253	1.088	南	1.1	無
2016/3/14 2:00	1.617	2.568	2.602	2.388	2.564	0.688	1.253	1.089	南	1.4	無

日時	MP								スタック		感雨
	MP-1	MP-2	MP-3	MP-4	MP-5	MP-6	MP-7	MP-8	風向	風速	
2016/3/14 2:10	1.617	2.567	2.600	2.389	2.563	0.687	1.251	1.089	南東	0.8	無
2016/3/14 2:20	1.620	2.567	2.601	2.389	2.562	0.689	1.252	1.090	南東	0.9	無
2016/3/14 2:30	1.617	2.567	2.600	2.383	2.563	0.687	1.253	1.087	南東	2.0	無
2016/3/14 2:40	1.617	2.572	2.602	2.385	2.563	0.688	1.253	1.088	南東	2.3	有
2016/3/14 2:50	1.618	2.572	2.603	2.387	2.563	0.688	1.253	1.089	南東	2.2	有
2016/3/14 3:00	1.620	2.567	2.601	2.386	2.562	0.687	1.251	1.089	南南東	2.0	無
2016/3/14 3:10	1.617	2.570	2.601	2.389	2.564	0.689	1.253	1.088	南南東	2.0	無
2016/3/14 3:20	1.617	2.573	2.601	2.387	2.561	0.691	1.251	1.091	南	1.7	有
2016/3/14 3:30	1.617	2.570	2.601	2.391	2.559	0.687	1.252	1.091	南南東	1.5	有
2016/3/14 3:40	1.618	2.568	2.600	2.386	2.564	0.688	1.251	1.092	南南東	1.1	有
2016/3/14 3:50	1.617	2.567	2.598	2.384	2.562	0.688	1.251	1.092	-	CALM	有
2016/3/14 4:00	1.618	2.567	2.599	2.387	2.561	0.687	1.252	1.092	-	CALM	有
2016/3/14 4:10	1.615	2.570	2.600	2.385	2.564	0.687	1.252	1.090	-	CALM	有
2016/3/14 4:20	1.615	2.568	2.601	2.384	2.564	0.688	1.254	1.090	西北西	0.9	有
2016/3/14 4:30	1.618	2.567	2.601	2.388	2.558	0.689	1.254	1.090	西北西	1.7	有
2016/3/14 4:40	1.617	2.567	2.599	2.386	2.561	0.688	1.253	1.090	西北西	2.0	有
2016/3/14 4:50	1.618	2.568	2.600	2.385	2.559	0.687	1.253	1.091	西北西	2.5	有
2016/3/14 5:00	1.620	2.565	2.597	2.385	2.558	0.688	1.252	1.090	西北西	2.0	有
2016/3/14 5:10	1.618	2.563	2.594	2.385	2.553	0.688	1.250	1.090	西北西	1.4	有
2016/3/14 5:20	1.618	2.558	2.592	2.383	2.555	0.687	1.251	1.089	西北西	2.5	有
2016/3/14 5:30	1.615	2.560	2.588	2.379	2.549	0.687	1.251	1.089	北西	3.3	有
2016/3/14 5:40	1.618	2.558	2.586	2.383	2.548	0.687	1.252	1.089	北西	3.2	有
2016/3/14 5:50	1.615	2.557	2.586	2.382	2.547	0.685	1.253	1.089	北西	3.7	有
2016/3/14 6:00	1.615	2.557	2.588	2.381	2.547	0.684	1.253	1.087	北西	4.9	有
2016/3/14 6:10	1.613	2.557	2.587	2.380	2.545	0.685	1.251	1.090	北西	5.8	有
2016/3/14 6:20	1.617	2.550	2.586	2.381	2.548	0.684	1.251	1.089	北西	6.6	有
2016/3/14 6:30	1.617	2.548	2.583	2.379	2.548	0.684	1.249	1.090	北西	5.5	有
2016/3/14 6:40	1.615	2.547	2.579	2.380	2.544	0.685	1.250	1.089	北北西	6.1	有
2016/3/14 6:50	1.613	2.545	2.579	2.378	2.538	0.684	1.249	1.090	北北西	6.1	有
2016/3/14 7:00	1.613	2.545	2.576	2.377	2.535	0.684	1.250	1.090	北北西	5.5	有
2016/3/14 7:10	1.610	2.540	2.574	2.371	2.532	0.683	1.251	1.090	北北西	6.0	有
2016/3/14 7:20	1.613	2.542	2.569	2.372	2.528	0.682	1.251	1.087	北北西	6.3	有
2016/3/14 7:30	1.610	2.540	2.567	2.373	2.529	0.683	1.248	1.088	北北西	6.7	有
2016/3/14 7:40	1.607	2.537	2.567	2.374	2.524	0.681	1.248	1.086	北北西	6.8	有
2016/3/14 7:50	1.607	2.532	2.561	2.369	2.524	0.681	1.246	1.086	北北西	6.9	有
2016/3/14 8:00	1.605	2.535	2.564	2.367	2.515	0.682	1.247	1.087	北北西	6.4	有

風速が0.5m/s未満の場合「CALM」(静穏)、この時の風向を「-」と表記する。

Monitoring data by a monitoring car* at Fukushima Daiichi Nuclear Power Station (μ Sv/h)

* The data from monitoring car may deficit as the vehicle may change monitoring point.

*About the direction of the wind and the wind velocity,we are measuring with the weather observation meter of the 10m higher.

*“-”: the wind velocity/“CALM”:the wind direction is below 0.5m/s.

Measuring Point	Measurement Date	γ Ray	Neutron Ray	Weather	Wind Direction	Wind Velocity (m/s)
West Gate	2016/3/13 0:00	1.1	<0.01	Cloudy	WNW	1.5
West Gate	2016/3/13 0:10	1.1	<0.01	Cloudy	WNW	1.4
West Gate	2016/3/13 0:20	1.1	<0.01	Cloudy	W	1.2
West Gate	2016/3/13 0:30	1.1	<0.01	Cloudy	W	1.5
West Gate	2016/3/13 0:40	1.1	<0.01	Cloudy	W	1.3
West Gate	2016/3/13 0:50	1.0	<0.01	Cloudy	W	1.5
West Gate	2016/3/13 1:00	1.0	<0.01	Cloudy	W	1.6
West Gate	2016/3/13 1:10	1.1	<0.01	Cloudy	W	1.3
West Gate	2016/3/13 1:20	1.1	<0.01	Cloudy	W	1.2
West Gate	2016/3/13 1:30	1.0	<0.01	Cloudy	W	1.7
West Gate	2016/3/13 1:40	1.0	<0.01	Cloudy	W	1.6
West Gate	2016/3/13 1:50	1.0	<0.01	Cloudy	W	1.6
West Gate	2016/3/13 2:00	1.0	<0.01	Cloudy	W	1.4
West Gate	2016/3/13 2:10	1.0	<0.01	Cloudy	WSW	1.0
West Gate	2016/3/13 2:20	1.1	<0.01	Cloudy	WSW	1.0
West Gate	2016/3/13 2:30	1.0	<0.01	Cloudy	W	1.5
West Gate	2016/3/13 2:40	1.0	<0.01	Cloudy	W	1.7
West Gate	2016/3/13 2:50	1.1	<0.01	Cloudy	WNW	1.2
West Gate	2016/3/13 3:00	1.1	<0.01	Cloudy	WNW	0.9
West Gate	2016/3/13 3:10	1.1	<0.01	Cloudy	NW	0.8
West Gate	2016/3/13 3:20	1.0	<0.01	Cloudy	NW	1.2
West Gate	2016/3/13 3:30	1.1	<0.01	Cloudy	NW	1.2
West Gate	2016/3/13 3:40	1.1	<0.01	Cloudy	WNW	1.3
West Gate	2016/3/13 3:50	1.1	<0.01	Cloudy	WNW	1.1
West Gate	2016/3/13 4:00	1.1	<0.01	Cloudy	WNW	1.3
West Gate	2016/3/13 4:10	1.0	<0.01	Cloudy	WNW	1.1
West Gate	2016/3/13 4:20	1.1	<0.01	Cloudy	W	1.2
West Gate	2016/3/13 4:30	1.0	<0.01	Cloudy	W	1.2
West Gate	2016/3/13 4:40	1.1	<0.01	Cloudy	WNW	1.2
West Gate	2016/3/13 4:50	1.1	<0.01	Cloudy	NNW	1.1
West Gate	2016/3/13 5:00	1.1	<0.01	Cloudy	NW	1.6
West Gate	2016/3/13 5:10	1.1	<0.01	Cloudy	WNW	1.4
West Gate	2016/3/13 5:20	1.1	<0.01	Cloudy	WNW	1.5
West Gate	2016/3/13 5:30	1.1	<0.01	Cloudy	WNW	1.6
West Gate	2016/3/13 5:40	1.1	<0.01	Cloudy	WNW	1.5
West Gate	2016/3/13 5:50	1.1	<0.01	Cloudy	NW	0.8
West Gate	2016/3/13 6:00	1.1	<0.01	Cloudy	-	CALM
West Gate	2016/3/13 6:10	1.1	<0.01	Cloudy	-	CALM
West Gate	2016/3/13 6:20	1.0	<0.01	Cloudy	N	0.6
West Gate	2016/3/13 6:30	1.0	<0.01	Cloudy	N	1.1
West Gate	2016/3/13 6:40	1.1	<0.01	Cloudy	NNW	2.1
West Gate	2016/3/13 6:50	1.1	<0.01	Cloudy	NNW	1.6
West Gate	2016/3/13 7:00	1.1	<0.01	Cloudy	NNW	1.3
West Gate	2016/3/13 7:10	1.1	<0.01	Fine	NNW	0.8
West Gate	2016/3/13 7:20	1.1	<0.01	Fine	NNW	1.7
West Gate	2016/3/13 7:30	1.1	<0.01	Fine	NNW	1.5
West Gate	2016/3/13 7:40	1.1	<0.01	Fine	NNW	1.7
West Gate	2016/3/13 7:50	1.1	<0.01	Fine	NNW	1.2
West Gate	2016/3/13 8:00	1.1	<0.01	Fine	N	1.6
West Gate	2016/3/13 8:10	1.1	<0.01	Fine	NNW	1.6
West Gate	2016/3/13 8:20	1.1	<0.01	Fine	NE	1.8
West Gate	2016/3/13 8:30	1.1	<0.01	Fine	NE	2.4
West Gate	2016/3/13 8:40	1.1	<0.01	Fine	NE	2.3
West Gate	2016/3/13 8:50	1.1	<0.01	Fine	NE	2.3
West Gate	2016/3/13 9:00	1.1	<0.01	Fine	ENE	2.9
West Gate	2016/3/13 9:10	1.1	<0.01	Cloudy	NE	2.2
West Gate	2016/3/13 9:20	1.1	<0.01	Cloudy	ENE	1.9
West Gate	2016/3/13 9:30	1.1	<0.01	Cloudy	E	1.9
West Gate	2016/3/13 9:40	1.1	<0.01	Cloudy	E	2.5
West Gate	2016/3/13 9:50	1.1	<0.01	Cloudy	ENE	2.6
West Gate	2016/3/13 10:00	1.1	<0.01	Cloudy	ENE	2.5
West Gate	2016/3/13 10:10	1.1	<0.01	Cloudy	E	2.3
West Gate	2016/3/13 10:20	1.1	<0.01	Cloudy	ENE	2.5
West Gate	2016/3/13 10:30	1.1	<0.01	Cloudy	E	2.1
West Gate	2016/3/13 10:40	1.1	<0.01	Cloudy	ENE	2.3
West Gate	2016/3/13 10:50	1.0	<0.01	Cloudy	E	2.3
West Gate	2016/3/13 11:00	1.1	<0.01	Cloudy	E	2.2
West Gate	2016/3/13 11:10	1.1	<0.01	Cloudy	E	2.4



Measuring Point	Measurement Date	γ Ray	Neutron Ray	Weather	Wind Direction	Wind Velocity (m/s)
West Gate	2016/3/13 11:20	1.1	<0.01	Cloudy	E	2.4
West Gate	2016/3/13 11:30	1.1	<0.01	Cloudy	ESE	2.2
West Gate	2016/3/13 11:40	1.1	<0.01	Cloudy	SE	2.7
West Gate	2016/3/13 11:50	1.1	<0.01	Cloudy	SE	2.4
West Gate	2016/3/13 12:00	1.1	<0.01	Cloudy	SSE	2.3
West Gate	2016/3/13 12:10	1.1	<0.01	Cloudy	SSE	2.9
West Gate	2016/3/13 12:20	1.1	<0.01	Cloudy	SSE	3.2
West Gate	2016/3/13 12:30	1.1	<0.01	Cloudy	SSE	3.1
West Gate	2016/3/13 12:40	1.1	<0.01	Cloudy	SSE	3.1
West Gate	2016/3/13 12:50	1.1	<0.01	Cloudy	SSE	3.4
West Gate	2016/3/13 13:00	1.1	<0.01	Cloudy	SSE	3.8
West Gate	2016/3/13 13:10	1.1	<0.01	Cloudy	SSE	4.2
West Gate	2016/3/13 13:20	1.1	<0.01	Cloudy	SSE	3.2
West Gate	2016/3/13 13:30	1.1	<0.01	Cloudy	SSE	3.7
West Gate	2016/3/13 13:40	1.1	<0.01	Cloudy	SSE	3.5
West Gate	2016/3/13 13:50	1.1	<0.01	Cloudy	SSE	3.2
West Gate	2016/3/13 14:00	1.1	<0.01	Cloudy	SSE	3.1
West Gate	2016/3/13 14:10	1.1	<0.01	Cloudy	SSE	3.6
West Gate	2016/3/13 14:20	1.1	<0.01	Cloudy	SSE	4.2
West Gate	2016/3/13 14:30	1.1	<0.01	Cloudy	SSE	3.4
West Gate	2016/3/13 14:40	1.1	<0.01	Cloudy	SSE	3.8
West Gate	2016/3/13 14:50	1.1	<0.01	Cloudy	SSE	4.2
West Gate	2016/3/13 15:00	1.0	<0.01	Cloudy	SSE	3.7
West Gate	2016/3/13 15:10	1.0	<0.01	Cloudy	SSE	3.6
West Gate	2016/3/13 15:20	1.1	<0.01	Cloudy	SSE	3.6
West Gate	2016/3/13 15:30	1.1	<0.01	Cloudy	S	4.5
West Gate	2016/3/13 15:40	1.1	<0.01	Cloudy	SSE	4.5
West Gate	2016/3/13 15:50	1.1	<0.01	Cloudy	SSE	4.4
West Gate	2016/3/13 16:00	1.1	<0.01	Cloudy	SSE	4.0
West Gate	2016/3/13 16:10	1.1	<0.01	Cloudy	SSE	4.2
West Gate	2016/3/13 16:20	1.1	<0.01	Cloudy	S	4.2
West Gate	2016/3/13 16:30	1.0	<0.01	Cloudy	S	4.0
West Gate	2016/3/13 16:40	1.1	<0.01	Cloudy	S	3.2
West Gate	2016/3/13 16:50	1.1	<0.01	Cloudy	S	4.0
West Gate	2016/3/13 17:00	1.1	<0.01	Cloudy	SSW	3.4
West Gate	2016/3/13 17:10	1.1	<0.01	Cloudy	SSW	3.7
West Gate	2016/3/13 17:20	1.1	<0.01	Cloudy	SSW	3.8
West Gate	2016/3/13 17:30	1.1	<0.01	Cloudy	SSW	3.6
West Gate	2016/3/13 17:40	1.1	<0.01	Cloudy	SSW	3.2
West Gate	2016/3/13 17:50	1.1	<0.01	Cloudy	SSW	2.7
West Gate	2016/3/13 18:00	1.1	<0.01	Cloudy	SSW	2.7
West Gate	2016/3/13 18:10	1.1	<0.01	Cloudy	SSW	3.0
West Gate	2016/3/13 18:20	1.1	<0.01	Cloudy	SSW	2.8
West Gate	2016/3/13 18:30	1.1	<0.01	Cloudy	SSW	2.7
West Gate	2016/3/13 18:40	1.1	<0.01	Cloudy	SSW	3.1
West Gate	2016/3/13 18:50	1.1	<0.01	Cloudy	SSW	3.7
West Gate	2016/3/13 19:00	1.1	<0.01	Cloudy	SSW	3.1
West Gate	2016/3/13 19:10	1.1	<0.01	Cloudy	SSW	2.8
West Gate	2016/3/13 19:20	1.1	<0.01	Cloudy	SSW	3.1
West Gate	2016/3/13 19:30	1.0	<0.01	Cloudy	SSW	2.6
West Gate	2016/3/13 19:40	1.1	<0.01	Cloudy	SSW	2.7
West Gate	2016/3/13 19:50	1.1	<0.01	Cloudy	SSW	2.5
West Gate	2016/3/13 20:00	1.1	<0.01	Cloudy	SW	2.2
West Gate	2016/3/13 20:10	1.1	<0.01	Cloudy	SW	2.1
West Gate	2016/3/13 20:20	1.1	<0.01	Cloudy	SW	2.2
West Gate	2016/3/13 20:30	1.1	<0.01	Cloudy	SW	2.6
West Gate	2016/3/13 20:40	1.1	<0.01	Cloudy	SW	2.2
West Gate	2016/3/13 20:50	1.1	<0.01	Cloudy	SW	2.2
West Gate	2016/3/13 21:00	1.1	<0.01	Cloudy	SW	2.4
West Gate	2016/3/13 21:10	1.1	<0.01	Cloudy	SW	2.4
West Gate	2016/3/13 21:20	1.1	<0.01	Cloudy	SW	1.5
West Gate	2016/3/13 21:30	1.1	<0.01	Rain	SW	1.3
West Gate	2016/3/13 21:40	1.1	<0.01	Rain	SW	1.9
West Gate	2016/3/13 21:50	1.1	<0.01	Cloudy	WSW	1.9
West Gate	2016/3/13 22:00	1.1	<0.01	Cloudy	WSW	1.3
West Gate	2016/3/13 22:10	1.1	<0.01	Cloudy	WSW	1.0
West Gate	2016/3/13 22:20	1.1	<0.01	Cloudy	SW	1.5
West Gate	2016/3/13 22:30	1.1	<0.01	Rain	SSW	1.6
West Gate	2016/3/13 22:40	1.1	<0.01	Cloudy	SSW	1.3
West Gate	2016/3/13 22:50	1.1	<0.01	Cloudy	S	1.1
West Gate	2016/3/13 23:00	1.1	<0.01	Rain	S	1.4
West Gate	2016/3/13 23:10	1.1	<0.01	Rain	S	2.2
West Gate	2016/3/13 23:20	1.1	<0.01	Rain	S	2.1
West Gate	2016/3/13 23:30	1.1	<0.01	Rain	S	1.9
West Gate	2016/3/13 23:40	1.1	<0.01	Rain	S	1.7
West Gate	2016/3/13 23:50	1.1	<0.01	Rain	S	1.8

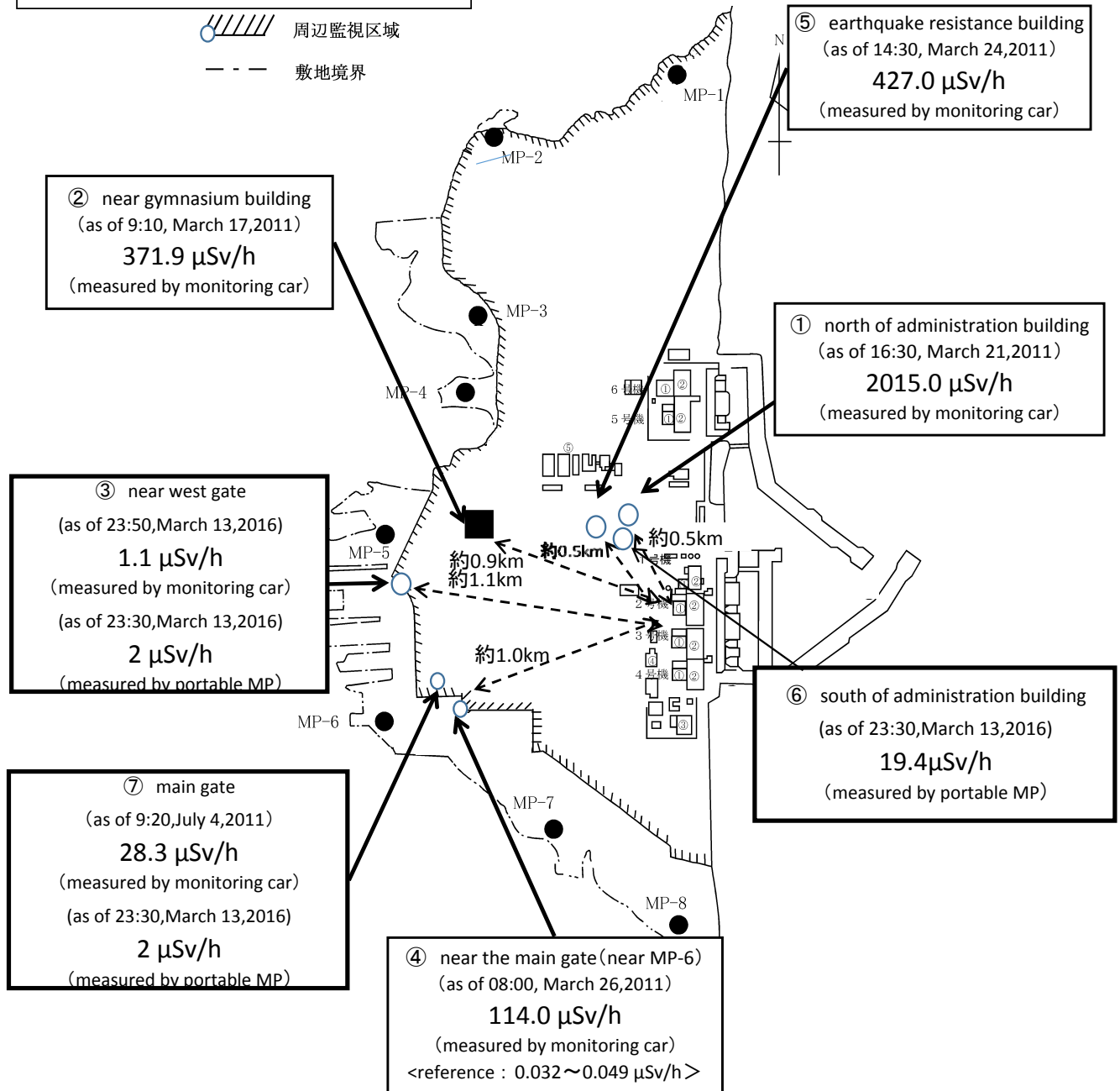
Fukushima Daiichi Nuclear Power Plant

2016/3/13

周辺監視区域 : supervised outside area
敷地境界 : site boundary

as of 23:50

 周辺監視区域
 敷地境界



※Reference data indicate the normal fluctuation range of airborne radiation rate.