

Fixed point Monitoring Status by Temporary Monitoring Post at Fukushima Daiichi Nuclear Power Station

Date	Radiation Dose Rate (μ Sv/h) At the Main Buiding	Radiation Dose Rate (μ Sv/h) At the Main Gate	Radiation Dose Rate (μ Sv/h) At the West Gate
2016/3/8 0:00	19	2	2
2016/3/8 0:30	19	2	2
2016/3/8 1:00	19	2	2
2016/3/8 1:30	19	2	2
2016/3/8 2:00	19	2	2
2016/3/8 2:30	19	2	2
2016/3/8 3:00	19	2	2
2016/3/8 3:30	19	2	2
2016/3/8 4:00	19	2	2
2016/3/8 4:30	19	2	2
2016/3/8 5:00	19	2	2
2016/3/8 5:30	19	2	2
2016/3/8 6:00	19	2	2
2016/3/8 6:30	19	2	2
2016/3/8 7:00	19	2	2
2016/3/8 7:30	19	2	2
2016/3/8 8:00	19	2	2
2016/3/8 8:30	19	2	2
2016/3/8 9:00	19	2	2
2016/3/8 9:30	19	2	2
2016/3/8 10:00	19	2	2
2016/3/8 10:30	19	2	2
2016/3/8 11:00	19	2	2
2016/3/8 11:30	19	2	2
2016/3/8 12:00	19	2	2
2016/3/8 12:30	19	2	2
2016/3/8 13:00	19	2	2
2016/3/8 13:30	19	2	2
2016/3/8 14:00	20	2	2
2016/3/8 14:30	19	2	2
2016/3/8 15:00	19	2	2
2016/3/8 15:30	20	2	2
2016/3/8 16:00	20	2	2
2016/3/8 16:30	20	2	2
2016/3/8 17:00	20	2	2
2016/3/8 17:30	20	2	2
2016/3/8 18:00	19	2	2
2016/3/8 18:30	20	2	2
2016/3/8 19:00	20	2	2
2016/3/8 19:30	20	2	2
2016/3/8 20:00	20	2	2
2016/3/8 20:30	19	2	2
2016/3/8 21:00	19	2	2
2016/3/8 21:30	19	2	2
2016/3/8 22:00	19	2	2
2016/3/8 22:30	19	2	2
2016/3/8 23:00	19	2	2
2016/3/8 23:30	20	2	2

福島第一原子力発電所 モニタリングポスト空間線量率

単位: $\mu\text{Sv/h}$ 単位: m/s

日時	MP								スタック		感雨
	MP-1	MP-2	MP-3	MP-4	MP-5	MP-6	MP-7	MP-8	風向	風速	
2016/3/8 8:00	1.598	2.522	2.548	2.352	2.505	0.686	1.246	1.087	-	CALM	無
2016/3/8 8:10	1.600	2.522	2.549	2.351	2.504	0.685	1.247	1.088	北西	0.6	無
2016/3/8 8:20	1.597	2.520	2.549	2.353	2.506	0.685	1.247	1.089	-	CALM	無
2016/3/8 8:30	1.597	2.525	2.549	2.354	2.506	0.683	1.246	1.088	-	CALM	無
2016/3/8 8:40	1.597	2.522	2.551	2.354	2.505	0.686	1.246	1.087	-	CALM	無
2016/3/8 8:50	1.600	2.522	2.546	2.351	2.507	0.687	1.249	1.089	-	CALM	無
2016/3/8 9:00	1.597	2.522	2.550	2.354	2.511	0.687	1.245	1.088	-	CALM	無
2016/3/8 9:10	1.598	2.523	2.549	2.358	2.512	0.687	1.248	1.089	南	1.2	無
2016/3/8 9:20	1.602	2.520	2.552	2.354	2.509	0.687	1.249	1.090	南南東	1.2	無
2016/3/8 9:30	1.598	2.522	2.549	2.353	2.510	0.687	1.245	1.090	南	1.9	無
2016/3/8 9:40	1.602	2.522	2.551	2.358	2.512	0.686	1.245	1.088	南南東	2.0	無
2016/3/8 9:50	1.602	2.525	2.550	2.361	2.512	0.685	1.246	1.089	南南東	3.0	無
2016/3/8 10:00	1.600	2.525	2.553	2.358	2.515	0.687	1.245	1.090	南南東	3.6	無
2016/3/8 10:10	1.602	2.525	2.553	2.356	2.514	0.688	1.245	1.093	南南東	3.8	無
2016/3/8 10:20	1.600	2.527	2.553	2.358	2.512	0.689	1.246	1.090	南南東	2.9	無
2016/3/8 10:30	1.605	2.527	2.554	2.359	2.512	0.687	1.244	1.091	南	2.6	無
2016/3/8 10:40	1.600	2.528	2.559	2.360	2.516	0.686	1.246	1.088	南南東	2.8	無
2016/3/8 10:50	1.602	2.528	2.558	2.359	2.518	0.684	1.248	1.091	南南東	3.1	無
2016/3/8 11:00	1.600	2.528	2.558	2.360	2.517	0.685	1.247	1.090	南	2.0	無
2016/3/8 11:10	1.603	2.530	2.561	2.359	2.516	0.686	1.248	1.087	南南東	1.9	無
2016/3/8 11:20	1.605	2.528	2.563	2.359	2.518	0.688	1.247	1.090	南南東	2.8	無
2016/3/8 11:30	1.605	2.530	2.564	2.361	2.516	0.691	1.247	1.090	南南東	2.8	無
2016/3/8 11:40	1.602	2.532	2.562	2.363	2.515	0.687	1.246	1.087	南南東	2.2	無
2016/3/8 11:50	1.603	2.533	2.564	2.356	2.519	0.690	1.248	1.088	南南東	2.6	無
2016/3/8 12:00	1.605	2.535	2.574	2.364	2.520	0.688	1.248	1.087	南南東	3.1	無
2016/3/8 12:10	1.603	2.535	2.572	2.361	2.530	0.687	1.252	1.089	南南東	3.1	有
2016/3/8 12:20	1.603	2.538	2.567	2.362	2.530	0.688	1.248	1.088	南南東	3.2	有
2016/3/8 12:30	1.605	2.533	2.573	2.366	2.531	0.689	1.251	1.088	南南東	3.4	有
2016/3/8 12:40	1.603	2.532	2.575	2.367	2.536	0.687	1.253	1.088	南南東	3.4	無
2016/3/8 12:50	1.605	2.518	2.572	2.369	2.530	0.689	1.252	1.089	南南東	3.1	有
2016/3/8 13:00	1.607	2.525	2.574	2.364	2.537	0.687	1.250	1.089	南南東	5.7	無
2016/3/8 13:10	1.607	2.528	2.575	2.365	2.536	0.689	1.249	1.087	南南東	3.8	無
2016/3/8 13:20	1.610	2.533	2.574	2.370	2.534	0.691	1.251	1.087	南	4.2	無
2016/3/8 13:30	1.608	2.543	2.578	2.369	2.539	0.691	1.251	1.090	南	5.1	無
2016/3/8 13:40	1.603	2.550	2.582	2.369	2.540	0.691	1.252	1.089	南	5.1	無
2016/3/8 13:50	1.600	2.552	2.583	2.370	2.542	0.691	1.251	1.093	南	3.8	無
2016/3/8 14:00	1.603	2.552	2.583	2.371	2.542	0.692	1.253	1.092	南	3.8	有

日時	MP								スタック		感雨
	MP-1	MP-2	MP-3	MP-4	MP-5	MP-6	MP-7	MP-8	風向	風速	
2016/3/8 14:10	1.603	2.553	2.582	2.373	2.543	0.690	1.252	1.090	南南東	2.8	無
2016/3/8 14:20	1.605	2.550	2.583	2.372	2.543	0.691	1.254	1.089	南南東	4.4	無
2016/3/8 14:30	1.613	2.550	2.582	2.372	2.546	0.692	1.252	1.091	南南東	6.4	無
2016/3/8 14:40	1.607	2.550	2.581	2.374	2.550	0.691	1.254	1.089	南南東	6.5	無
2016/3/8 14:50	1.608	2.555	2.582	2.376	2.545	0.690	1.255	1.091	南南東	6.2	無
2016/3/8 15:00	1.612	2.553	2.585	2.376	2.545	0.693	1.255	1.091	南	4.6	無
2016/3/8 15:10	1.615	2.552	2.585	2.374	2.549	0.693	1.254	1.089	南	3.4	無
2016/3/8 15:20	1.618	2.550	2.583	2.375	2.549	0.693	1.254	1.089	南南西	2.9	無
2016/3/8 15:30	1.613	2.552	2.584	2.374	2.551	0.693	1.255	1.089	西南西	1.4	無
2016/3/8 15:40	1.613	2.552	2.587	2.373	2.545	0.694	1.255	1.091	西	2.9	無
2016/3/8 15:50	1.617	2.553	2.586	2.377	2.548	0.693	1.255	1.093	西北西	4.5	無
2016/3/8 16:00	1.623	2.552	2.594	2.377	2.548	0.696	1.255	1.094	西北西	6.1	無
2016/3/8 16:10	1.622	2.552	2.594	2.380	2.550	0.698	1.255	1.093	西	5.9	無
2016/3/8 16:20	1.617	2.555	2.595	2.381	2.553	0.698	1.254	1.095	西北西	7.0	無
2016/3/8 16:30	1.620	2.552	2.594	2.381	2.552	0.698	1.257	1.096	西北西	9.9	無
2016/3/8 16:40	1.622	2.553	2.596	2.382	2.553	0.697	1.254	1.096	西北西	7.5	無
2016/3/8 16:50	1.617	2.557	2.597	2.385	2.551	0.695	1.258	1.097	西	7.4	無
2016/3/8 17:00	1.617	2.558	2.593	2.381	2.550	0.695	1.254	1.097	西	6.5	無
2016/3/8 17:10	1.615	2.553	2.592	2.379	2.554	0.696	1.255	1.097	西	5.4	無
2016/3/8 17:20	1.615	2.555	2.596	2.385	2.553	0.696	1.255	1.097	西	7.2	無
2016/3/8 17:30	1.613	2.558	2.592	2.380	2.554	0.697	1.255	1.097	西北西	8.8	無
2016/3/8 17:40	1.617	2.558	2.595	2.383	2.556	0.697	1.254	1.098	西北西	7.3	無
2016/3/8 17:50	1.617	2.557	2.596	2.385	2.554	0.698	1.257	1.098	西	6.9	無
2016/3/8 18:00	1.617	2.555	2.591	2.381	2.551	0.697	1.255	1.095	西北西	8.1	無
2016/3/8 18:10	1.620	2.555	2.594	2.385	2.557	0.697	1.256	1.097	西北西	7.1	無
2016/3/8 18:20	1.618	2.558	2.596	2.384	2.556	0.696	1.254	1.096	北西	5.4	無
2016/3/8 18:30	1.620	2.558	2.593	2.386	2.558	0.697	1.256	1.095	北西	6.0	無
2016/3/8 18:40	1.618	2.555	2.596	2.383	2.556	0.698	1.257	1.097	北西	6.4	無
2016/3/8 18:50	1.618	2.557	2.595	2.383	2.557	0.697	1.255	1.095	北西	7.1	無
2016/3/8 19:00	1.615	2.558	2.596	2.384	2.560	0.698	1.258	1.097	西北西	8.9	無
2016/3/8 19:10	1.617	2.557	2.593	2.386	2.556	0.698	1.256	1.096	西	9.5	無
2016/3/8 19:20	1.618	2.558	2.595	2.385	2.558	0.697	1.258	1.098	西北西	9.4	無
2016/3/8 19:30	1.618	2.553	2.595	2.387	2.557	0.699	1.257	1.098	西	9.4	無
2016/3/8 19:40	1.618	2.558	2.596	2.386	2.559	0.697	1.257	1.098	西北西	13.3	無
2016/3/8 19:50	1.622	2.558	2.599	2.387	2.560	0.696	1.258	1.099	西	11.1	無
2016/3/8 20:00	1.620	2.562	2.601	2.391	2.559	0.698	1.255	1.098	西	8.7	無

日時	MP								スタック		感雨
	MP-1	MP-2	MP-3	MP-4	MP-5	MP-6	MP-7	MP-8	風向	風速	
2016/3/8 20:10	1.618	2.562	2.600	2.390	2.557	0.698	1.257	1.099	西	8.9	無
2016/3/8 20:20	1.620	2.560	2.599	2.394	2.560	0.699	1.256	1.097	西	6.9	無
2016/3/8 20:30	1.618	2.560	2.599	2.390	2.560	0.699	1.257	1.098	西北西	11.6	無
2016/3/8 20:40	1.620	2.558	2.596	2.389	2.562	0.697	1.257	1.099	西北西	9.7	無
2016/3/8 20:50	1.623	2.560	2.602	2.390	2.554	0.697	1.258	1.097	西	12.4	有
2016/3/8 21:00	1.622	2.558	2.601	2.392	2.559	0.700	1.256	1.097	西	8.3	有
2016/3/8 21:10	1.620	2.562	2.601	2.394	2.560	0.698	1.259	1.098	西	8.4	無
2016/3/8 21:20	1.622	2.563	2.601	2.394	2.557	0.698	1.259	1.097	西	8.8	無
2016/3/8 21:30	1.627	2.567	2.602	2.394	2.560	0.696	1.256	1.098	西	9.4	無
2016/3/8 21:40	1.622	2.565	2.600	2.396	2.559	0.700	1.259	1.097	西	8.2	無
2016/3/8 21:50	1.623	2.563	2.599	2.395	2.561	0.698	1.259	1.096	西北西	9.1	無
2016/3/8 22:00	1.623	2.567	2.598	2.394	2.557	0.697	1.261	1.095	西北西	9.5	無
2016/3/8 22:10	1.623	2.565	2.599	2.394	2.563	0.698	1.259	1.099	北西	7.1	無
2016/3/8 22:20	1.620	2.563	2.602	2.396	2.560	0.696	1.258	1.096	北西	5.9	無
2016/3/8 22:30	1.622	2.563	2.603	2.398	2.560	0.697	1.257	1.098	西北西	4.6	無
2016/3/8 22:40	1.620	2.563	2.605	2.394	2.558	0.698	1.258	1.099	北北西	5.5	無
2016/3/8 22:50	1.623	2.560	2.598	2.396	2.561	0.698	1.259	1.098	北北西	3.9	無
2016/3/8 23:00	1.623	2.565	2.604	2.395	2.559	0.697	1.257	1.097	北北西	4.7	無
2016/3/8 23:10	1.622	2.565	2.602	2.397	2.562	0.698	1.258	1.098	北北西	6.5	無
2016/3/8 23:20	1.622	2.565	2.601	2.395	2.562	0.697	1.256	1.098	北北西	6.4	無
2016/3/8 23:30	1.622	2.565	2.598	2.394	2.564	0.698	1.259	1.097	北西	5.8	無
2016/3/8 23:40	1.625	2.568	2.604	2.395	2.564	0.699	1.259	1.098	北北西	6.4	無
2016/3/8 23:50	1.623	2.570	2.600	2.393	2.565	0.698	1.260	1.097	北西	6.3	無
2016/3/9 0:00	1.623	2.567	2.602	2.397	2.564	0.699	1.259	1.097	北西	7.9	無
2016/3/9 0:10	1.622	2.568	2.604	2.394	2.562	0.697	1.258	1.100	北西	8.1	無
2016/3/9 0:20	1.622	2.565	2.605	2.398	2.565	0.697	1.258	1.097	西北西	10.1	無
2016/3/9 0:30	1.622	2.565	2.603	2.395	2.566	0.697	1.258	1.099	西北西	12.0	無
2016/3/9 0:40	1.625	2.565	2.601	2.399	2.563	0.698	1.257	1.097	西北西	9.8	無
2016/3/9 0:50	1.620	2.568	2.605	2.395	2.564	0.697	1.257	1.097	西北西	8.3	無
2016/3/9 1:00	1.622	2.568	2.604	2.396	2.563	0.696	1.257	1.098	北西	7.0	無
2016/3/9 1:10	1.623	2.565	2.603	2.397	2.564	0.697	1.258	1.098	北西	6.5	無
2016/3/9 1:20	1.625	2.565	2.603	2.396	2.567	0.697	1.259	1.096	北西	5.6	無
2016/3/9 1:30	1.623	2.565	2.607	2.398	2.565	0.696	1.258	1.098	北西	4.9	無
2016/3/9 1:40	1.622	2.568	2.606	2.396	2.565	0.698	1.256	1.099	北西	5.8	無
2016/3/9 1:50	1.625	2.570	2.605	2.397	2.564	0.697	1.258	1.097	北西	5.1	無
2016/3/9 2:00	1.623	2.567	2.607	2.397	2.564	0.697	1.258	1.099	北北西	3.3	無

日時	MP								スタック		感雨
	MP-1	MP-2	MP-3	MP-4	MP-5	MP-6	MP-7	MP-8	風向	風速	
2016/3/9 2:10	1.620	2.565	2.605	2.399	2.564	0.696	1.259	1.097	北	3.1	無
2016/3/9 2:20	1.620	2.568	2.600	2.397	2.565	0.696	1.259	1.099	北北東	3.5	無
2016/3/9 2:30	1.622	2.568	2.604	2.399	2.561	0.696	1.259	1.097	北	1.7	無
2016/3/9 2:40	1.625	2.568	2.605	2.399	2.564	0.694	1.258	1.096	北	4.7	無
2016/3/9 2:50	1.623	2.565	2.601	2.394	2.563	0.696	1.255	1.098	北	5.4	無
2016/3/9 3:00	1.620	2.568	2.604	2.396	2.564	0.696	1.259	1.096	北	4.0	無
2016/3/9 3:10	1.620	2.565	2.602	2.397	2.565	0.697	1.256	1.098	北北東	3.3	有
2016/3/9 3:20	1.620	2.565	2.597	2.395	2.567	0.693	1.256	1.097	北北東	7.0	有
2016/3/9 3:30	1.618	2.567	2.600	2.396	2.565	0.696	1.256	1.096	北	4.5	有
2016/3/9 3:40	1.620	2.565	2.603	2.397	2.563	0.694	1.256	1.096	北	4.7	無
2016/3/9 3:50	1.620	2.563	2.602	2.395	2.565	0.694	1.258	1.095	北北東	4.5	無
2016/3/9 4:00	1.620	2.568	2.600	2.395	2.564	0.692	1.258	1.096	北北東	6.5	無
2016/3/9 4:10	1.617	2.563	2.601	2.395	2.563	0.694	1.256	1.094	北北東	7.7	無
2016/3/9 4:20	1.615	2.563	2.603	2.395	2.568	0.693	1.257	1.094	北北東	9.5	無
2016/3/9 4:30	1.620	2.565	2.597	2.395	2.560	0.694	1.256	1.095	北北東	8.0	無
2016/3/9 4:40	1.617	2.565	2.603	2.395	2.563	0.693	1.257	1.097	北	6.9	無
2016/3/9 4:50	1.622	2.563	2.604	2.393	2.563	0.692	1.255	1.096	北	7.1	無
2016/3/9 5:00	1.620	2.565	2.600	2.395	2.563	0.692	1.257	1.095	北	6.3	無
2016/3/9 5:10	1.618	2.565	2.603	2.397	2.564	0.692	1.256	1.096	北	6.3	有
2016/3/9 5:20	1.618	2.567	2.603	2.397	2.565	0.692	1.257	1.097	北	5.4	無
2016/3/9 5:30	1.617	2.565	2.604	2.398	2.562	0.691	1.258	1.098	北	6.4	有
2016/3/9 5:40	1.618	2.568	2.602	2.396	2.566	0.691	1.257	1.097	北北東	5.1	有
2016/3/9 5:50	1.617	2.570	2.602	2.396	2.564	0.689	1.257	1.096	北	5.6	有
2016/3/9 6:00	1.618	2.570	2.601	2.397	2.563	0.690	1.258	1.095	北	5.8	有
2016/3/9 6:10	1.622	2.568	2.600	2.398	2.562	0.689	1.259	1.095	北	6.4	有
2016/3/9 6:20	1.620	2.568	2.600	2.396	2.563	0.691	1.256	1.095	北	6.4	有
2016/3/9 6:30	1.618	2.568	2.601	2.396	2.565	0.690	1.257	1.097	北	6.1	無
2016/3/9 6:40	1.620	2.568	2.601	2.396	2.567	0.691	1.257	1.093	北北東	7.4	無
2016/3/9 6:50	1.620	2.568	2.604	2.399	2.566	0.689	1.256	1.095	北北東	8.5	有
2016/3/9 7:00	1.620	2.568	2.602	2.396	2.559	0.690	1.259	1.096	北北東	8.2	有
2016/3/9 7:10	1.617	2.565	2.602	2.394	2.563	0.689	1.257	1.094	北北東	8.9	有
2016/3/9 7:20	1.617	2.568	2.600	2.397	2.563	0.687	1.255	1.095	北北東	9.5	有
2016/3/9 7:30	1.618	2.567	2.603	2.397	2.563	0.687	1.256	1.094	北北東	9.4	有
2016/3/9 7:40	1.615	2.567	2.599	2.396	2.561	0.688	1.258	1.094	北北東	8.8	有
2016/3/9 7:50	1.618	2.563	2.597	2.395	2.558	0.687	1.258	1.095	北北東	9.2	有
2016/3/9 8:00	1.615	2.565	2.593	2.389	2.558	0.691	1.257	1.094	北北東	8.4	有

風速が0.5m/s未満の場合「CALM」(静穏)、この時の風向を「-」と表記する。

Monitoring data by a monitoring car* at Fukushima Daiichi Nuclear Power Station (μ Sv/h)

* The data from monitoring car may deficit as the vehicle may change monitoring point.

*About the direction of the wind and the wind velocity,we are measuring with the weather observation meter of the 10m higher.

*"-": the wind velocity/"CALM":the wind direction is below 0.5m/s.

**3/7 11:30- The data is missing due to the monitoring car inspection.

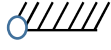

Measuring Point	Measurement Date	γ Ray	Neutron Ray	Weather	Wind Direction	Wind Velocity (m/s)
West Gate	2016/3/8 0:00	**	<0.01	Cloudy	N	1.4
West Gate	2016/3/8 0:10	**	<0.01	Cloudy	NNW	1.7
West Gate	2016/3/8 0:20	**	<0.01	Cloudy	NNW	1.7
West Gate	2016/3/8 0:30	**	<0.01	Cloudy	NW	1.2
West Gate	2016/3/8 0:40	**	<0.01	Cloudy	NNW	1.2
West Gate	2016/3/8 0:50	**	<0.01	Cloudy	NNW	1.0
West Gate	2016/3/8 1:00	**	<0.01	Cloudy	N	1.5
West Gate	2016/3/8 1:10	**	<0.01	Cloudy	N	1.0
West Gate	2016/3/8 1:20	**	<0.01	Cloudy	N	1.0
West Gate	2016/3/8 1:30	**	<0.01	Cloudy	N	1.4
West Gate	2016/3/8 1:40	**	<0.01	Cloudy	N	1.2
West Gate	2016/3/8 1:50	**	<0.01	Cloudy	N	1.3
West Gate	2016/3/8 2:00	**	<0.01	Cloudy	N	1.4
West Gate	2016/3/8 2:10	**	<0.01	Cloudy	N	1.8
West Gate	2016/3/8 2:20	**	<0.01	Cloudy	N	1.2
West Gate	2016/3/8 2:30	**	<0.01	Cloudy	N	1.6
West Gate	2016/3/8 2:40	**	<0.01	Cloudy	NNW	1.6
West Gate	2016/3/8 2:50	**	<0.01	Cloudy	NNW	2.0
West Gate	2016/3/8 3:00	**	<0.01	Cloudy	NNW	1.9
West Gate	2016/3/8 3:10	**	<0.01	Cloudy	NNW	1.4
West Gate	2016/3/8 3:20	**	<0.01	Cloudy	NNW	1.6
West Gate	2016/3/8 3:30	**	<0.01	Cloudy	NNW	1.6
West Gate	2016/3/8 3:40	**	<0.01	Cloudy	NNW	1.8
West Gate	2016/3/8 3:50	**	<0.01	Cloudy	N	1.3
West Gate	2016/3/8 4:00	**	<0.01	Cloudy	N	1.6
West Gate	2016/3/8 4:10	**	<0.01	Cloudy	N	1.6
West Gate	2016/3/8 4:20	**	<0.01	Cloudy	N	1.1
West Gate	2016/3/8 4:30	**	<0.01	Cloudy	NE	1.2
West Gate	2016/3/8 4:40	**	<0.01	Cloudy	N	1.3
West Gate	2016/3/8 4:50	**	<0.01	Cloudy	N	1.6
West Gate	2016/3/8 5:00	**	<0.01	Cloudy	N	1.4
West Gate	2016/3/8 5:10	**	<0.01	Cloudy	N	1.3
West Gate	2016/3/8 5:20	**	<0.01	Cloudy	N	1.5
West Gate	2016/3/8 5:30	**	<0.01	Cloudy	NNW	1.4
West Gate	2016/3/8 5:40	**	<0.01	Cloudy	NNW	1.6
West Gate	2016/3/8 5:50	**	<0.01	Cloudy	NNW	1.1
West Gate	2016/3/8 6:00	**	<0.01	Cloudy	NNW	1.3
West Gate	2016/3/8 6:10	**	<0.01	Cloudy	N	1.2
West Gate	2016/3/8 6:20	**	<0.01	Cloudy	N	1.1
West Gate	2016/3/8 6:30	**	<0.01	Cloudy	NNW	1.1
West Gate	2016/3/8 6:40	**	<0.01	Cloudy	NNW	0.6
West Gate	2016/3/8 6:50	**	<0.01	Cloudy	NNW	1.1
West Gate	2016/3/8 7:00	**	<0.01	Cloudy	N	1.4
West Gate	2016/3/8 7:10	**	<0.01	Cloudy	N	1.0
West Gate	2016/3/8 7:20	**	<0.01	Cloudy	N	0.8
West Gate	2016/3/8 7:30	**	<0.01	Cloudy	NNW	1.0
West Gate	2016/3/8 7:40	**	<0.01	Cloudy	NNW	1.0
West Gate	2016/3/8 7:50	**	<0.01	Cloudy	-	CALM
West Gate	2016/3/8 8:00	**	<0.01	Cloudy	ENE	1.3
West Gate	2016/3/8 8:10	**	<0.01	Cloudy	NE	1.4
West Gate	2016/3/8 8:20	**	<0.01	Cloudy	NE	1.4
West Gate	2016/3/8 8:30	**	<0.01	Cloudy	NE	1.6
West Gate	2016/3/8 8:40	**	<0.01	Cloudy	NE	1.6
West Gate	2016/3/8 8:50	**	<0.01	Cloudy	NE	1.7
West Gate	2016/3/8 9:00	**	<0.01	Cloudy	NE	1.3
West Gate	2016/3/8 9:10	**	<0.01	Cloudy	E	0.8
West Gate	2016/3/8 9:20	**	<0.01	Cloudy	ENE	1.3
West Gate	2016/3/8 9:30	**	<0.01	Cloudy	ENE	1.2
West Gate	2016/3/8 9:40	**	<0.01	Cloudy	ESE	1.2
West Gate	2016/3/8 9:50	**	<0.01	Cloudy	ESE	1.1
West Gate	2016/3/8 10:00	**	<0.01	Cloudy	ESE	1.4
West Gate	2016/3/8 10:10	**	<0.01	Cloudy	ESE	2.0
West Gate	2016/3/8 10:20	**	<0.01	Cloudy	SE	1.0
West Gate	2016/3/8 10:30	**	<0.01	Cloudy	SE	1.6
West Gate	2016/3/8 10:40	**	<0.01	Cloudy	E	1.8
West Gate	2016/3/8 10:50	**	<0.01	Cloudy	E	1.6
West Gate	2016/3/8 11:00	**	<0.01	Cloudy	ENE	1.1
West Gate	2016/3/8 11:10	**	<0.01	Cloudy	E	1.7

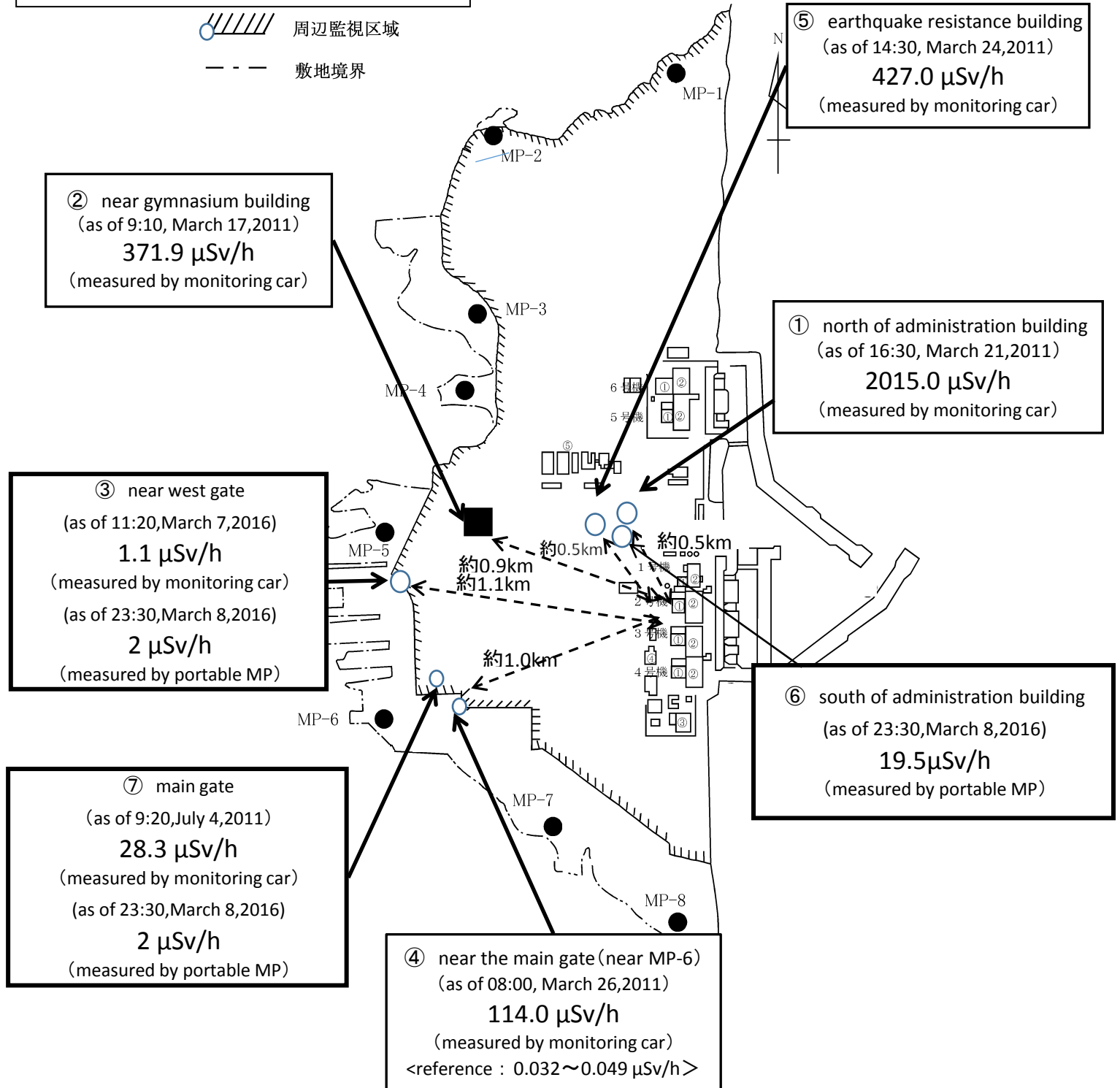
Measuring Point	Measurement Date	γ Ray	Neutron Ray	Weather	Wind Direction	Wind Velocity (m/s)
West Gate	2016/3/8 11:20	**	<0.01	Cloudy	E	1.5
West Gate	2016/3/8 11:30	**	<0.01	Cloudy	ESE	1.5
West Gate	2016/3/8 11:40	**	<0.01	Cloudy	ESE	1.4
West Gate	2016/3/8 11:50	**	<0.01	Cloudy	ESE	1.8
West Gate	2016/3/8 12:00	**	<0.01	Cloudy	SE	1.6
West Gate	2016/3/8 12:10	**	<0.01	Rain	SE	2.1
West Gate	2016/3/8 12:20	**	<0.01	Rain	ESE	1.9
West Gate	2016/3/8 12:30	**	<0.01	Rain	SE	2.1
West Gate	2016/3/8 12:40	**	<0.01	Cloudy	SE	2.2
West Gate	2016/3/8 12:50	**	<0.01	Rain	SE	2.0
West Gate	2016/3/8 13:00	**	<0.01	Cloudy	SE	2.2
West Gate	2016/3/8 13:10	**	<0.01	Cloudy	SSE	2.1
West Gate	2016/3/8 13:20	**	<0.01	Cloudy	SE	2.6
West Gate	2016/3/8 13:30	**	<0.01	Cloudy	SSE	2.5
West Gate	2016/3/8 13:40	**	<0.01	Cloudy	SSE	2.3
West Gate	2016/3/8 13:50	**	<0.01	Cloudy	SSE	1.6
West Gate	2016/3/8 14:00	**	<0.01	Rain	SSE	1.9
West Gate	2016/3/8 14:10	**	<0.01	Cloudy	ESE	2.2
West Gate	2016/3/8 14:20	**	<0.01	Cloudy	SE	1.8
West Gate	2016/3/8 14:30	**	<0.01	Fine	SE	1.9
West Gate	2016/3/8 14:40	**	<0.01	Fine	SSE	2.1
West Gate	2016/3/8 14:50	**	<0.01	Fine	S	1.2
West Gate	2016/3/8 15:00	**	<0.01	Fine	SSE	1.5
West Gate	2016/3/8 15:10	**	<0.01	Fine	SE	2.2
West Gate	2016/3/8 15:20	**	<0.01	Fine	SSE	2.3
West Gate	2016/3/8 15:30	**	<0.01	Fine	SSE	1.9
West Gate	2016/3/8 15:40	**	<0.01	Fine	SSE	1.6
West Gate	2016/3/8 15:50	**	<0.01	Fine	SSE	1.5
West Gate	2016/3/8 16:00	**	<0.01	Fine	SW	0.9
West Gate	2016/3/8 16:10	**	<0.01	Fine	WNW	3.8
West Gate	2016/3/8 16:20	**	<0.01	Fine	WNW	3.8
West Gate	2016/3/8 16:30	**	<0.01	Fine	W	3.6
West Gate	2016/3/8 16:40	**	<0.01	Fine	WNW	3.6
West Gate	2016/3/8 16:50	**	<0.01	Fine	W	3.9
West Gate	2016/3/8 17:00	**	<0.01	Fine	W	2.6
West Gate	2016/3/8 17:10	**	<0.01	Fine	NE	1.2
West Gate	2016/3/8 17:20	**	<0.01	Fine	W	3.0
West Gate	2016/3/8 17:30	**	<0.01	Fine	WNW	5.0
West Gate	2016/3/8 17:40	**	<0.01	Fine	WNW	3.3
West Gate	2016/3/8 17:50	**	<0.01	Fine	WNW	4.3
West Gate	2016/3/8 18:00	**	<0.01	Fine	WNW	4.1
West Gate	2016/3/8 18:10	**	<0.01	Fine	WNW	4.1
West Gate	2016/3/8 18:20	**	<0.01	Fine	NW	2.7
West Gate	2016/3/8 18:30	**	<0.01	Fine	NW	2.5
West Gate	2016/3/8 18:40	**	<0.01	Fine	NW	3.0
West Gate	2016/3/8 18:50	**	<0.01	Fine	NW	2.5
West Gate	2016/3/8 19:00	**	<0.01	Fine	WNW	4.0
West Gate	2016/3/8 19:10	**	<0.01	Fine	WNW	5.7
West Gate	2016/3/8 19:20	**	<0.01	Fine	WNW	4.9
West Gate	2016/3/8 19:30	**	<0.01	Fine	WNW	4.9
West Gate	2016/3/8 19:40	**	<0.01	Fine	WNW	5.6
West Gate	2016/3/8 19:50	**	<0.01	Fine	WNW	5.2
West Gate	2016/3/8 20:00	**	<0.01	Fine	WNW	5.5
West Gate	2016/3/8 20:10	**	<0.01	Fine	WNW	4.7
West Gate	2016/3/8 20:20	**	<0.01	Fine	WNW	4.8
West Gate	2016/3/8 20:30	**	<0.01	Fine	WNW	5.1
West Gate	2016/3/8 20:40	**	<0.01	Fine	WNW	4.9
West Gate	2016/3/8 20:50	**	<0.01	Rain	WNW	5.9
West Gate	2016/3/8 21:00	**	<0.01	Rain	WNW	4.7
West Gate	2016/3/8 21:10	**	<0.01	Cloudy	WNW	3.9
West Gate	2016/3/8 21:20	**	<0.01	Cloudy	WNW	4.8
West Gate	2016/3/8 21:30	**	<0.01	Cloudy	WNW	4.4
West Gate	2016/3/8 21:40	**	<0.01	Cloudy	WNW	4.3
West Gate	2016/3/8 21:50	**	<0.01	Cloudy	WNW	4.4
West Gate	2016/3/8 22:00	**	<0.01	Cloudy	WNW	4.3
West Gate	2016/3/8 22:10	**	<0.01	Cloudy	NW	3.5
West Gate	2016/3/8 22:20	**	<0.01	Cloudy	NNW	2.7
West Gate	2016/3/8 22:30	**	<0.01	Cloudy	NNW	2.4
West Gate	2016/3/8 22:40	**	<0.01	Cloudy	N	2.6
West Gate	2016/3/8 22:50	**	<0.01	Cloudy	N	2.3
West Gate	2016/3/8 23:00	**	<0.01	Cloudy	N	3.0
West Gate	2016/3/8 23:10	**	<0.01	Cloudy	N	2.7
West Gate	2016/3/8 23:20	**	<0.01	Cloudy	NNW	3.2
West Gate	2016/3/8 23:30	**	<0.01	Cloudy	NNW	2.6
West Gate	2016/3/8 23:40	**	<0.01	Cloudy	NNW	3.2
West Gate	2016/3/8 23:50	**	<0.01	Cloudy	NNW	3.2

Fukushima Daiichi Nuclear Power Plant

2016/3/8
as of 23:50

周辺監視区域: supervised outside area
敷地境界: site boundary

 周辺監視区域
 敷地境界



※Reference data indicate the normal fluctuation range of airborne radiation rate.