

Fixed point Monitoring Status by Temporary Monitoring Post at Fukushima Daiichi Nuclear Power Station

Date	Radiation Dose Rate (μ Sv/h) At the Main Buiding	Radiation Dose Rate (μ Sv/h) At the Main Gate	Radiation Dose Rate (μ Sv/h) At the West Gate
2016/3/3 0:00	20	2	2
2016/3/3 0:30	20	2	2
2016/3/3 1:00	20	2	2
2016/3/3 1:30	20	2	2
2016/3/3 2:00	20	2	2
2016/3/3 2:30	20	2	2
2016/3/3 3:00	20	2	2
2016/3/3 3:30	20	2	2
2016/3/3 4:00	20	2	2
2016/3/3 4:30	20	2	2
2016/3/3 5:00	20	2	2
2016/3/3 5:30	20	2	2
2016/3/3 6:00	20	2	2
2016/3/3 6:30	20	2	2
2016/3/3 7:00	20	2	2
2016/3/3 7:30	20	2	2
2016/3/3 8:00	20	2	2
2016/3/3 8:30	20	2	2
2016/3/3 9:00	20	2	2
2016/3/3 9:30	20	2	2
2016/3/3 10:00	20	2	2
2016/3/3 10:30	20	2	2
2016/3/3 11:00	20	2	2
2016/3/3 11:30	20	2	2
2016/3/3 12:00	20	2	2
2016/3/3 12:30	20	2	2
2016/3/3 13:00	20	2	2
2016/3/3 13:30	20	2	2
2016/3/3 14:00	20	2	2
2016/3/3 14:30	20	2	2
2016/3/3 15:00	20	2	2
2016/3/3 15:30	20	2	2
2016/3/3 16:00	20	2	2
2016/3/3 16:30	20	2	2
2016/3/3 17:00	20	2	2
2016/3/3 17:30	20	2	2
2016/3/3 18:00	20	2	2
2016/3/3 18:30	20	2	2
2016/3/3 19:00	20	2	2
2016/3/3 19:30	20	2	2
2016/3/3 20:00	19	2	2
2016/3/3 20:30	20	2	2
2016/3/3 21:00	20	2	2
2016/3/3 21:30	20	2	2
2016/3/3 22:00	20	2	2
2016/3/3 22:30	20	2	2
2016/3/3 23:00	20	2	2
2016/3/3 23:30	19	2	2

福島第一原子力発電所 モニタリングポスト空間線量率

単位: $\mu\text{Sv}/\text{h}$

単位: m/s

日時	MP								スタック		感雨
	MP-1	MP-2	MP-3	MP-4	MP-5	MP-6	MP-7	MP-8	風向	風速	
2016/3/3 8:00	1.650	2.632	2.661	2.463	2.624	0.700	1.272	1.105	南	7.1	無
2016/3/3 8:10	1.652	2.633	2.663	2.459	2.625	0.699	1.270	1.104	南	7.8	無
2016/3/3 8:20	1.650	2.633	2.661	2.461	2.623	0.698	1.272	1.104	南	7.3	無
2016/3/3 8:30	1.650	2.633	2.661	2.459	2.626	0.698	1.270	1.105	南	7.6	無
2016/3/3 8:40	1.650	2.633	2.665	2.461	2.627	0.701	1.271	1.104	南	9.2	無
2016/3/3 8:50	1.652	2.630	2.662	2.463	2.627	0.699	1.271	1.104	南	9.3	無
2016/3/3 9:00	1.653	2.632	2.671	2.465	2.627	0.700	1.271	1.104	南	8.3	無
2016/3/3 9:10	1.653	2.633	2.670	2.465	2.628	0.702	1.270	1.104	南	8.2	無
2016/3/3 9:20	1.653	2.633	2.672	2.463	2.630	0.703	1.271	1.106	南南東	7.9	無
2016/3/3 9:30	1.653	2.637	2.664	2.462	2.630	0.702	1.270	1.106	南南東	8.0	無
2016/3/3 9:40	1.653	2.637	2.670	2.465	2.631	0.703	1.269	1.105	南	7.9	無
2016/3/3 9:50	1.653	2.640	2.666	2.466	2.632	0.702	1.268	1.106	南	6.8	無
2016/3/3 10:00	1.652	2.640	2.669	2.465	2.632	0.702	1.268	1.107	南	8.6	無
2016/3/3 10:10	1.655	2.637	2.669	2.466	2.633	0.701	1.268	1.106	南	6.7	無
2016/3/3 10:20	1.653	2.635	2.665	2.464	2.631	0.704	1.267	1.106	南	6.9	無
2016/3/3 10:30	1.655	2.638	2.669	2.469	2.632	0.704	1.271	1.106	南南西	5.2	無
2016/3/3 10:40	1.653	2.637	2.671	2.464	2.629	0.701	1.270	1.107	南南西	3.6	無
2016/3/3 10:50	1.655	2.638	2.673	2.468	2.629	0.704	1.268	1.107	南西	4.8	無
2016/3/3 11:00	1.653	2.638	2.671	2.468	2.637	0.706	1.270	1.107	西南西	5.2	無
2016/3/3 11:10	1.657	2.640	2.675	2.469	2.634	0.704	1.269	1.107	西南西	7.8	無
2016/3/3 11:20	1.655	2.642	2.675	2.468	2.637	0.704	1.270	1.105	西	6.5	無
2016/3/3 11:30	1.655	2.642	2.671	2.469	2.639	0.704	1.269	1.108	西	8.1	無
2016/3/3 11:40	1.657	2.640	2.671	2.469	2.636	0.704	1.270	1.107	西	9.7	無
2016/3/3 11:50	1.657	2.638	2.672	2.469	2.632	0.704	1.269	1.108	西南西	11.3	無
2016/3/3 12:00	1.657	2.642	2.676	2.467	2.632	0.704	1.268	1.108	西南西	10.3	無
2016/3/3 12:10	1.658	2.642	2.677	2.469	2.635	0.703	1.270	1.107	西南西	7.8	無
2016/3/3 12:20	1.657	2.645	2.676	2.470	2.634	0.703	1.269	1.111	西	10.4	無
2016/3/3 12:30	1.657	2.647	2.678	2.471	2.639	0.703	1.272	1.105	西	10.1	無
2016/3/3 12:40	1.655	2.648	2.680	2.472	2.638	0.702	1.271	1.108	西南西	9.8	無
2016/3/3 12:50	1.660	2.645	2.680	2.471	2.634	0.704	1.273	1.108	西	10.0	無
2016/3/3 13:00	1.658	2.645	2.685	2.470	2.638	0.705	1.271	1.108	西	9.0	無
2016/3/3 13:10	1.658	2.645	2.681	2.475	2.638	0.705	1.271	1.108	西	7.6	無
2016/3/3 13:20	1.660	2.648	2.683	2.472	2.641	0.704	1.272	1.106	西	9.9	無
2016/3/3 13:30	1.658	2.648	2.681	2.474	2.636	0.705	1.272	1.105	西	7.5	無
2016/3/3 13:40	1.655	2.648	2.681	2.475	2.638	0.704	1.273	1.107	西南西	9.4	無
2016/3/3 13:50	1.658	2.645	2.680	2.474	2.640	0.705	1.274	1.107	西	9.8	無
2016/3/3 14:00	1.660	2.645	2.676	2.472	2.637	0.705	1.270	1.106	西北西	10.3	無

日時	MP								スタック		感雨
	MP-1	MP-2	MP-3	MP-4	MP-5	MP-6	MP-7	MP-8	風向	風速	
2016/3/3 14:10	1.660	2.645	2.681	2.474	2.636	0.706	1.273	1.105	西	8.6	無
2016/3/3 14:20	1.660	2.648	2.681	2.475	2.637	0.703	1.272	1.104	西北西	10.2	無
2016/3/3 14:30	1.657	2.648	2.680	2.477	2.637	0.704	1.274	1.104	西	8.8	無
2016/3/3 14:40	1.658	2.650	2.681	2.475	2.642	0.702	1.272	1.104	西	9.4	無
2016/3/3 14:50	1.657	2.650	2.682	2.474	2.640	0.702	1.272	1.102	西北西	7.2	無
2016/3/3 15:00	1.655	2.650	2.679	2.476	2.637	0.705	1.270	1.106	西北西	6.2	無
2016/3/3 15:10	1.658	2.652	2.683	2.476	2.647	0.705	1.272	1.104	西北西	4.6	無
2016/3/3 15:20	1.657	2.652	2.680	2.477	2.644	0.704	1.270	1.102	西北西	1.5	無
2016/3/3 15:30	1.653	2.652	2.678	2.475	2.644	0.705	1.269	1.105	西北西	6.3	無
2016/3/3 15:40	1.657	2.650	2.682	2.473	2.640	0.704	1.270	1.102	西	10.5	無
2016/3/3 15:50	1.658	2.650	2.683	2.478	2.644	0.703	1.272	1.104	西	6.5	無
2016/3/3 16:00	1.658	2.643	2.680	2.476	2.638	0.706	1.270	1.104	西	6.5	無
2016/3/3 16:10	1.657	2.650	2.684	2.480	2.643	0.705	1.271	1.103	西	7.7	無
2016/3/3 16:20	1.653	2.648	2.684	2.479	2.641	0.707	1.272	1.105	西	7.6	無
2016/3/3 16:30	1.655	2.650	2.689	2.475	2.640	0.707	1.272	1.107	西	7.0	無
2016/3/3 16:40	1.655	2.645	2.687	2.477	2.637	0.707	1.270	1.107	西	2.3	無
2016/3/3 16:50	1.655	2.648	2.680	2.474	2.639	0.707	1.272	1.105	東	2.6	無
2016/3/3 17:00	1.657	2.648	2.683	2.474	2.637	0.705	1.269	1.107	西	0.6	無
2016/3/3 17:10	1.657	2.648	2.679	2.475	2.642	0.707	1.269	1.107	北	2.3	無
2016/3/3 17:20	1.658	2.650	2.681	2.471	2.643	0.704	1.271	1.107	北北西	2.9	無
2016/3/3 17:30	1.657	2.648	2.684	2.474	2.646	0.705	1.270	1.107	北北西	3.8	無
2016/3/3 17:40	1.652	2.648	2.681	2.473	2.641	0.707	1.270	1.106	北北西	5.2	無
2016/3/3 17:50	1.653	2.645	2.678	2.472	2.636	0.706	1.271	1.105	北北西	3.7	無
2016/3/3 18:00	1.657	2.648	2.680	2.474	2.641	0.705	1.269	1.104	北北西	2.5	無
2016/3/3 18:10	1.653	2.642	2.683	2.475	2.639	0.706	1.274	1.106	北北西	3.0	無
2016/3/3 18:20	1.655	2.647	2.676	2.470	2.641	0.704	1.271	1.108	北西	2.5	無
2016/3/3 18:30	1.652	2.645	2.681	2.472	2.644	0.706	1.269	1.105	北西	3.0	無
2016/3/3 18:40	1.653	2.643	2.681	2.473	2.643	0.705	1.271	1.105	北西	3.4	無
2016/3/3 18:50	1.652	2.645	2.679	2.472	2.639	0.703	1.269	1.104	西	0.9	無
2016/3/3 19:00	1.652	2.642	2.680	2.470	2.640	0.705	1.271	1.106	北西	4.2	無
2016/3/3 19:10	1.652	2.638	2.680	2.472	2.641	0.704	1.270	1.104	北西	4.8	無
2016/3/3 19:20	1.652	2.642	2.675	2.469	2.636	0.704	1.270	1.105	西北西	4.2	無
2016/3/3 19:30	1.652	2.643	2.677	2.470	2.641	0.703	1.271	1.105	西北西	3.7	無
2016/3/3 19:40	1.655	2.638	2.674	2.470	2.640	0.702	1.269	1.105	北西	4.5	無
2016/3/3 19:50	1.652	2.640	2.676	2.469	2.637	0.704	1.271	1.103	北西	3.8	無
2016/3/3 20:00	1.652	2.640	2.674	2.470	2.640	0.703	1.271	1.105	北西	4.0	無

日時	MP								スタック		感雨
	MP-1	MP-2	MP-3	MP-4	MP-5	MP-6	MP-7	MP-8	風向	風速	
2016/3/3 20:10	1.653	2.643	2.676	2.467	2.640	0.703	1.269	1.105	北西	5.2	無
2016/3/3 20:20	1.652	2.640	2.675	2.470	2.639	0.702	1.268	1.105	北西	3.7	無
2016/3/3 20:30	1.653	2.642	2.673	2.469	2.636	0.703	1.271	1.105	北西	3.6	無
2016/3/3 20:40	1.652	2.637	2.674	2.466	2.636	0.701	1.268	1.105	西北西	2.5	無
2016/3/3 20:50	1.653	2.637	2.674	2.469	2.639	0.702	1.269	1.105	北西	2.3	無
2016/3/3 21:00	1.652	2.638	2.672	2.466	2.638	0.701	1.270	1.102	北西	1.5	無
2016/3/3 21:10	1.648	2.640	2.670	2.462	2.638	0.701	1.269	1.103	北西	2.3	無
2016/3/3 21:20	1.648	2.642	2.670	2.465	2.634	0.701	1.269	1.104	北西	2.8	無
2016/3/3 21:30	1.652	2.637	2.672	2.464	2.632	0.701	1.268	1.104	北北西	3.4	無
2016/3/3 21:40	1.652	2.637	2.669	2.467	2.633	0.701	1.269	1.102	北北西	4.1	無
2016/3/3 21:50	1.652	2.638	2.671	2.463	2.638	0.702	1.267	1.103	北北西	4.0	無
2016/3/3 22:00	1.652	2.638	2.667	2.467	2.636	0.702	1.267	1.104	北西	4.0	無
2016/3/3 22:10	1.650	2.638	2.669	2.463	2.636	0.700	1.267	1.103	北西	4.0	無
2016/3/3 22:20	1.652	2.637	2.666	2.464	2.638	0.702	1.269	1.102	北西	4.2	無
2016/3/3 22:30	1.652	2.637	2.665	2.463	2.632	0.701	1.269	1.102	北西	4.6	無
2016/3/3 22:40	1.650	2.638	2.670	2.463	2.633	0.700	1.269	1.100	北西	4.1	無
2016/3/3 22:50	1.648	2.637	2.667	2.466	2.638	0.701	1.270	1.102	北西	3.8	無
2016/3/3 23:00	1.650	2.638	2.671	2.464	2.637	0.700	1.268	1.102	北西	3.7	無
2016/3/3 23:10	1.652	2.632	2.669	2.462	2.636	0.701	1.267	1.101	北西	3.0	無
2016/3/3 23:20	1.650	2.633	2.666	2.465	2.634	0.701	1.266	1.103	北西	3.6	無
2016/3/3 23:30	1.650	2.633	2.667	2.464	2.631	0.700	1.268	1.102	北西	4.2	無
2016/3/3 23:40	1.652	2.633	2.670	2.463	2.633	0.701	1.264	1.103	北西	3.8	無
2016/3/3 23:50	1.648	2.635	2.670	2.462	2.632	0.700	1.267	1.101	北北西	4.2	無
2016/3/4 0:00	1.652	2.635	2.666	2.464	2.630	0.702	1.266	1.100	北北西	3.5	無
2016/3/4 0:10	1.650	2.637	2.668	2.462	2.629	0.700	1.266	1.105	北西	3.5	無
2016/3/4 0:20	1.652	2.635	2.668	2.460	2.632	0.700	1.266	1.102	北西	3.4	無
2016/3/4 0:30	1.650	2.635	2.664	2.462	2.632	0.701	1.267	1.101	北西	4.0	無
2016/3/4 0:40	1.652	2.637	2.665	2.460	2.631	0.701	1.268	1.101	北西	4.2	無
2016/3/4 0:50	1.650	2.635	2.669	2.462	2.630	0.700	1.267	1.102	北西	4.6	無
2016/3/4 1:00	1.650	2.635	2.666	2.462	2.631	0.701	1.267	1.099	北西	4.5	無
2016/3/4 1:10	1.650	2.633	2.670	2.460	2.628	0.699	1.266	1.102	北西	4.2	無
2016/3/4 1:20	1.652	2.637	2.665	2.460	2.629	0.700	1.266	1.101	北西	3.8	無
2016/3/4 1:30	1.648	2.637	2.668	2.461	2.632	0.700	1.266	1.101	北北西	4.0	無
2016/3/4 1:40	1.652	2.633	2.668	2.459	2.629	0.698	1.264	1.101	北北西	3.4	無
2016/3/4 1:50	1.648	2.635	2.665	2.460	2.631	0.699	1.264	1.100	北北西	2.9	無
2016/3/4 2:00	1.648	2.633	2.665	2.461	2.629	0.699	1.264	1.100	北北西	2.6	無

日時	MP								スタック		感雨
	MP-1	MP-2	MP-3	MP-4	MP-5	MP-6	MP-7	MP-8	風向	風速	
2016/3/4 2:10	1.650	2.635	2.664	2.458	2.630	0.699	1.267	1.101	北北西	2.8	無
2016/3/4 2:20	1.650	2.638	2.665	2.462	2.628	0.698	1.265	1.100	北北西	3.3	無
2016/3/4 2:30	1.648	2.635	2.664	2.458	2.629	0.699	1.265	1.102	北北西	3.2	無
2016/3/4 2:40	1.650	2.633	2.662	2.460	2.628	0.701	1.267	1.102	北	3.2	無
2016/3/4 2:50	1.650	2.635	2.664	2.462	2.629	0.700	1.265	1.103	北北西	3.6	無
2016/3/4 3:00	1.650	2.633	2.664	2.460	2.629	0.700	1.265	1.101	北	3.3	無
2016/3/4 3:10	1.648	2.637	2.664	2.459	2.628	0.699	1.266	1.101	北	3.3	無
2016/3/4 3:20	1.648	2.637	2.663	2.458	2.628	0.698	1.267	1.101	北	3.6	無
2016/3/4 3:30	1.648	2.633	2.665	2.461	2.629	0.700	1.267	1.101	北	4.2	無
2016/3/4 3:40	1.648	2.633	2.661	2.461	2.625	0.698	1.265	1.100	北	4.6	無
2016/3/4 3:50	1.650	2.637	2.663	2.459	2.627	0.699	1.266	1.101	北北西	4.4	無
2016/3/4 4:00	1.650	2.632	2.663	2.462	2.627	0.699	1.265	1.100	北北西	4.2	無
2016/3/4 4:10	1.650	2.633	2.666	2.462	2.627	0.698	1.268	1.103	北北西	4.5	無
2016/3/4 4:20	1.650	2.633	2.661	2.460	2.622	0.697	1.266	1.103	北	4.5	無
2016/3/4 4:30	1.648	2.633	2.662	2.457	2.625	0.699	1.264	1.098	北北西	4.6	無
2016/3/4 4:40	1.648	2.632	2.660	2.458	2.626	0.701	1.264	1.097	北北西	4.8	無
2016/3/4 4:50	1.648	2.632	2.660	2.458	2.624	0.698	1.266	1.100	北北西	5.3	無
2016/3/4 5:00	1.648	2.630	2.662	2.457	2.622	0.698	1.267	1.100	北北西	5.1	無
2016/3/4 5:10	1.647	2.633	2.663	2.457	2.627	0.698	1.264	1.100	北北西	4.9	無
2016/3/4 5:20	1.650	2.633	2.664	2.457	2.625	0.697	1.264	1.102	北北西	4.9	無
2016/3/4 5:30	1.650	2.632	2.660	2.460	2.622	0.694	1.263	1.099	北北西	4.5	無
2016/3/4 5:40	1.650	2.633	2.659	2.457	2.623	0.694	1.266	1.102	北北西	4.7	無
2016/3/4 5:50	1.648	2.632	2.661	2.458	2.625	0.693	1.265	1.101	北北西	5.0	無
2016/3/4 6:00	1.650	2.632	2.661	2.454	2.625	0.694	1.264	1.101	北北西	6.0	無
2016/3/4 6:10	1.647	2.633	2.660	2.458	2.625	0.694	1.265	1.102	北北西	5.8	無
2016/3/4 6:20	1.648	2.632	2.659	2.458	2.621	0.695	1.267	1.101	北北西	5.8	無
2016/3/4 6:30	1.650	2.628	2.660	2.458	2.623	0.695	1.267	1.100	北北西	6.6	無
2016/3/4 6:40	1.647	2.633	2.662	2.457	2.623	0.692	1.266	1.102	北北西	6.4	無
2016/3/4 6:50	1.648	2.628	2.662	2.459	2.626	0.694	1.266	1.100	北北西	6.4	無
2016/3/4 7:00	1.648	2.633	2.662	2.455	2.626	0.693	1.267	1.101	北北西	6.7	無
2016/3/4 7:10	1.650	2.633	2.660	2.459	2.625	0.693	1.264	1.100	北北西	6.4	無
2016/3/4 7:20	1.648	2.632	2.661	2.458	2.625	0.695	1.266	1.100	北北西	6.3	無
2016/3/4 7:30	1.648	2.633	2.665	2.462	2.620	0.693	1.265	1.101	北北西	5.6	無
2016/3/4 7:40	1.648	2.635	2.664	2.464	2.627	0.692	1.267	1.101	北北西	6.1	無
2016/3/4 7:50	1.648	2.633	2.663	2.463	2.628	0.694	1.268	1.100	北北西	4.9	無
2016/3/4 8:00	1.650	2.637	2.666	2.463	2.628	0.696	1.265	1.103	北北西	5.7	無

風速が0.5m/s未満の場合「CALM」(静穏)、この時の風向を「-」と表記する。

Monitoring data by a monitoring car* at Fukushima Daiichi Nuclear Power Station (μ Sv/h)

* The data from monitoring car may deficit as the vehicle may change monitoring point.

*About the direction of the wind and the wind velocity,we are measuring with the weather observation meter of the 10m higher.

*"-": the wind velocity/"CALM":the wind direction is below 0.5m/s.



Measuring Point	Measurement Date	γ Ray	Neutron Ray	Weather	Wind Direction	Wind Velocity (m/s)
West Gate	2016/3/3 0:00	1.1	<0.01	Fine	W	2.3
West Gate	2016/3/3 0:10	1.1	<0.01	Fine	WNW	1.9
West Gate	2016/3/3 0:20	1.1	<0.01	Fine	WNW	1.7
West Gate	2016/3/3 0:30	1.1	<0.01	Fine	W	2.8
West Gate	2016/3/3 0:40	1.1	<0.01	Fine	W	2.5
West Gate	2016/3/3 0:50	1.1	<0.01	Fine	W	2.1
West Gate	2016/3/3 1:00	1.1	<0.01	Fine	W	2.0
West Gate	2016/3/3 1:10	1.1	<0.01	Fine	SSW	1.9
West Gate	2016/3/3 1:20	1.1	<0.01	Fine	SSW	2.4
West Gate	2016/3/3 1:30	1.1	<0.01	Fine	SW	2.5
West Gate	2016/3/3 1:40	1.1	<0.01	Fine	SW	2.2
West Gate	2016/3/3 1:50	1.1	<0.01	Fine	SW	2.6
West Gate	2016/3/3 2:00	1.1	<0.01	Fine	SW	2.5
West Gate	2016/3/3 2:10	1.1	<0.01	Fine	SW	3.0
West Gate	2016/3/3 2:20	1.1	<0.01	Fine	SW	2.6
West Gate	2016/3/3 2:30	1.1	<0.01	Fine	SW	2.8
West Gate	2016/3/3 2:40	1.1	<0.01	Fine	SW	3.0
West Gate	2016/3/3 2:50	1.1	<0.01	Fine	SW	3.2
West Gate	2016/3/3 3:00	1.1	<0.01	Fine	SW	2.7
West Gate	2016/3/3 3:10	1.1	<0.01	Fine	WSW	2.4
West Gate	2016/3/3 3:20	1.1	<0.01	Fine	SW	1.7
West Gate	2016/3/3 3:30	1.1	<0.01	Fine	W	1.7
West Gate	2016/3/3 3:40	1.1	<0.01	Fine	W	1.9
West Gate	2016/3/3 3:50	1.1	<0.01	Fine	WSW	1.3
West Gate	2016/3/3 4:00	1.1	<0.01	Fine	WSW	1.5
West Gate	2016/3/3 4:10	1.1	<0.01	Fine	WSW	1.8
West Gate	2016/3/3 4:20	1.1	<0.01	Fine	WSW	1.7
West Gate	2016/3/3 4:30	1.1	<0.01	Fine	WSW	2.3
West Gate	2016/3/3 4:40	1.1	<0.01	Fine	SW	3.0
West Gate	2016/3/3 4:50	1.1	<0.01	Fine	SW	3.5
West Gate	2016/3/3 5:00	1.1	<0.01	Fine	SW	2.6
West Gate	2016/3/3 5:10	1.1	<0.01	Cloudy	SW	2.7
West Gate	2016/3/3 5:20	1.1	<0.01	Cloudy	SSW	3.5
West Gate	2016/3/3 5:30	1.1	<0.01	Cloudy	SSW	4.4
West Gate	2016/3/3 5:40	1.1	<0.01	Cloudy	SSW	4.9
West Gate	2016/3/3 5:50	1.1	<0.01	Cloudy	SSW	4.3
West Gate	2016/3/3 6:00	1.1	<0.01	Cloudy	SSW	4.8
West Gate	2016/3/3 6:10	1.1	<0.01	Cloudy	SSW	5.5
West Gate	2016/3/3 6:20	1.1	<0.01	Cloudy	SSW	5.0
West Gate	2016/3/3 6:30	1.1	<0.01	Cloudy	SSW	5.5
West Gate	2016/3/3 6:40	1.1	<0.01	Cloudy	SSW	6.0
West Gate	2016/3/3 6:50	1.1	<0.01	Cloudy	SSW	5.7
West Gate	2016/3/3 7:00	1.1	<0.01	Cloudy	SSW	5.0
West Gate	2016/3/3 7:10	1.1	<0.01	Cloudy	SSW	4.9
West Gate	2016/3/3 7:20	1.1	<0.01	Cloudy	SSW	5.1
West Gate	2016/3/3 7:30	1.1	<0.01	Cloudy	SSW	4.8
West Gate	2016/3/3 7:40	1.1	<0.01	Cloudy	SSW	3.7
West Gate	2016/3/3 7:50	1.1	<0.01	Cloudy	S	3.3
West Gate	2016/3/3 8:00	1.1	<0.01	Cloudy	S	3.4
West Gate	2016/3/3 8:10	1.1	<0.01	Fine	S	3.2
West Gate	2016/3/3 8:20	1.1	<0.01	Fine	S	3.4
West Gate	2016/3/3 8:30	1.1	<0.01	Fine	S	4.2
West Gate	2016/3/3 8:40	1.1	<0.01	Fine	S	4.4
West Gate	2016/3/3 8:50	1.1	<0.01	Fine	S	4.2
West Gate	2016/3/3 9:00	1.1	<0.01	Fine	S	4.0
West Gate	2016/3/3 9:10	1.0	<0.01	Fine	S	4.3
West Gate	2016/3/3 9:20	1.1	<0.01	Fine	S	4.3
West Gate	2016/3/3 9:30	1.1	<0.01	Fine	S	4.9
West Gate	2016/3/3 9:40	1.1	<0.01	Fine	S	4.7
West Gate	2016/3/3 9:50	1.1	<0.01	Fine	S	4.0
West Gate	2016/3/3 10:00	1.1	<0.01	Fine	S	4.5
West Gate	2016/3/3 10:10	1.1	<0.01	Fine	SSW	3.7
West Gate	2016/3/3 10:20	1.1	<0.01	Fine	S	4.0
West Gate	2016/3/3 10:30	1.1	<0.01	Fine	SSW	3.2
West Gate	2016/3/3 10:40	1.1	<0.01	Fine	SSW	2.6
West Gate	2016/3/3 10:50	1.1	<0.01	Fine	SW	2.6
West Gate	2016/3/3 11:00	1.1	<0.01	Fine	WSW	3.1
West Gate	2016/3/3 11:10	1.1	<0.01	Fine	WSW	5.4

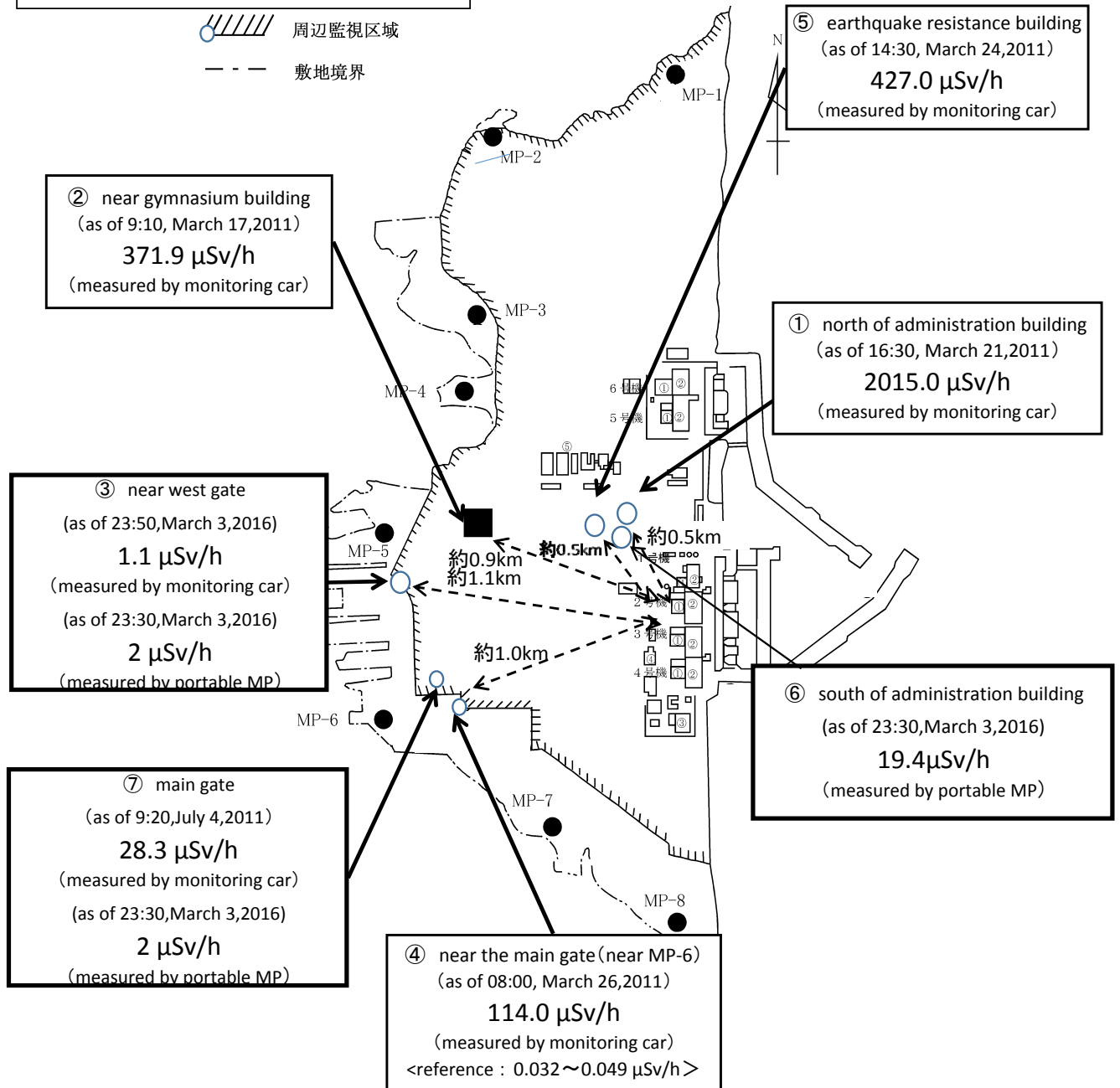
Measuring Point	Measurement Date	γ Ray	Neutron Ray	Weather	Wind Direction	Wind Velocity (m/s)
West Gate	2016/3/3 11:20	1.1	<0.01	Fine	WSW	4.2
West Gate	2016/3/3 11:30	1.1	<0.01	Fine	W	5.0
West Gate	2016/3/3 11:40	1.1	<0.01	Fine	W	6.2
West Gate	2016/3/3 11:50	1.1	<0.01	Fine	WSW	6.4
West Gate	2016/3/3 12:00	1.1	<0.01	Fine	W	6.1
West Gate	2016/3/3 12:10	1.1	<0.01	Fine	W	4.7
West Gate	2016/3/3 12:20	1.1	<0.01	Fine	W	5.4
West Gate	2016/3/3 12:30	1.1	<0.01	Fine	W	6.1
West Gate	2016/3/3 12:40	1.1	<0.01	Fine	W	5.5
West Gate	2016/3/3 12:50	1.1	<0.01	Fine	W	6.1
West Gate	2016/3/3 13:00	1.1	<0.01	Fine	W	5.3
West Gate	2016/3/3 13:10	1.1	<0.01	Fine	W	5.4
West Gate	2016/3/3 13:20	1.1	<0.01	Fine	W	6.1
West Gate	2016/3/3 13:30	1.1	<0.01	Fine	W	5.8
West Gate	2016/3/3 13:40	1.1	<0.01	Fine	W	6.1
West Gate	2016/3/3 13:50	1.1	<0.01	Fine	W	5.9
West Gate	2016/3/3 14:00	1.1	<0.01	Fine	W	6.0
West Gate	2016/3/3 14:10	1.1	<0.01	Fine	W	5.3
West Gate	2016/3/3 14:20	1.1	<0.01	Fine	W	4.8
West Gate	2016/3/3 14:30	1.1	<0.01	Fine	W	5.1
West Gate	2016/3/3 14:40	1.1	<0.01	Fine	W	5.6
West Gate	2016/3/3 14:50	1.1	<0.01	Fine	W	5.3
West Gate	2016/3/3 15:00	1.1	<0.01	Fine	WNNW	3.7
West Gate	2016/3/3 15:10	1.1	<0.01	Fine	NW	1.1
West Gate	2016/3/3 15:20	1.1	<0.01	Fine	E	0.5
West Gate	2016/3/3 15:30	1.1	<0.01	Fine	WNNW	3.8
West Gate	2016/3/3 15:40	1.1	<0.01	Fine	W	5.6
West Gate	2016/3/3 15:50	1.1	<0.01	Fine	W	4.6
West Gate	2016/3/3 16:00	1.1	<0.01	Fine	W	3.7
West Gate	2016/3/3 16:10	1.1	<0.01	Fine	W	3.9
West Gate	2016/3/3 16:20	1.1	<0.01	Fine	W	4.6
West Gate	2016/3/3 16:30	1.1	<0.01	Fine	W	3.9
West Gate	2016/3/3 16:40	1.1	<0.01	Fine	W	1.2
West Gate	2016/3/3 16:50	1.1	<0.01	Fine	ENE	0.8
West Gate	2016/3/3 17:00	1.1	<0.01	Fine	-	CALM
West Gate	2016/3/3 17:10	1.1	<0.01	Fine	N	1.4
West Gate	2016/3/3 17:20	1.1	<0.01	Fine	N	2.1
West Gate	2016/3/3 17:30	1.1	<0.01	Fine	NNW	1.3
West Gate	2016/3/3 17:40	1.1	<0.01	Fine	NNW	2.0
West Gate	2016/3/3 17:50	1.1	<0.01	Fine	N	2.2
West Gate	2016/3/3 18:00	1.1	<0.01	Fine	N	1.4
West Gate	2016/3/3 18:10	1.1	<0.01	Fine	N	1.3
West Gate	2016/3/3 18:20	1.1	<0.01	Fine	NNW	0.9
West Gate	2016/3/3 18:30	1.1	<0.01	Fine	WNNW	0.9
West Gate	2016/3/3 18:40	1.1	<0.01	Fine	NNW	1.1
West Gate	2016/3/3 18:50	1.1	<0.01	Fine	-	CALM
West Gate	2016/3/3 19:00	1.1	<0.01	Fine	NNW	1.5
West Gate	2016/3/3 19:10	1.1	<0.01	Fine	NW	1.2
West Gate	2016/3/3 19:20	1.1	<0.01	Fine	W	1.5
West Gate	2016/3/3 19:30	1.1	<0.01	Fine	W	1.1
West Gate	2016/3/3 19:40	1.1	<0.01	Fine	WNNW	0.9
West Gate	2016/3/3 19:50	1.1	<0.01	Fine	W	1.4
West Gate	2016/3/3 20:00	1.1	<0.01	Fine	WSW	1.7
West Gate	2016/3/3 20:10	1.1	<0.01	Fine	W	1.6
West Gate	2016/3/3 20:20	1.1	<0.01	Fine	WNNW	1.2
West Gate	2016/3/3 20:30	1.1	<0.01	Fine	WNNW	1.1
West Gate	2016/3/3 20:40	1.1	<0.01	Fine	WNNW	0.7
West Gate	2016/3/3 20:50	1.1	<0.01	Fine	NNW	1.0
West Gate	2016/3/3 21:00	1.1	<0.01	Fine	NW	1.1
West Gate	2016/3/3 21:10	1.1	<0.01	Fine	NW	1.0
West Gate	2016/3/3 21:20	1.1	<0.01	Fine	NW	1.0
West Gate	2016/3/3 21:30	1.1	<0.01	Fine	NW	0.8
West Gate	2016/3/3 21:40	1.1	<0.01	Fine	NNW	1.3
West Gate	2016/3/3 21:50	1.1	<0.01	Fine	NNW	1.5
West Gate	2016/3/3 22:00	1.1	<0.01	Fine	NNW	1.5
West Gate	2016/3/3 22:10	1.1	<0.01	Fine	WNNW	1.3
West Gate	2016/3/3 22:20	1.1	<0.01	Fine	W	1.4
West Gate	2016/3/3 22:30	1.1	<0.01	Fine	WNNW	1.1
West Gate	2016/3/3 22:40	1.1	<0.01	Fine	W	1.1
West Gate	2016/3/3 22:50	1.1	<0.01	Fine	W	1.0
West Gate	2016/3/3 23:00	1.1	<0.01	Fine	WNNW	1.2
West Gate	2016/3/3 23:10	1.1	<0.01	Fine	WNNW	1.4
West Gate	2016/3/3 23:20	1.1	<0.01	Fine	W	1.4
West Gate	2016/3/3 23:30	1.1	<0.01	Fine	W	1.7
West Gate	2016/3/3 23:40	1.1	<0.01	Fine	WNNW	1.7
West Gate	2016/3/3 23:50	1.1	<0.01	Fine	WNNW	1.2

Fukushima Daiichi Nuclear Power Plant

2016/3/3
as of 23:50

周辺監視区域 : supervised outside area
敷地境界 : site boundary

 周辺監視区域
 敷地境界



※Reference data indicate the normal fluctuation range of airborne radiation rate.