

Fixed point Monitoring Status by Temporary Monitoring Post at Fukushima Daiichi Nuclear Power Station

Date	Radiation Dose Rate (μ Sv/h) At the Main Buiding	Radiation Dose Rate (μ Sv/h) At the Main Gate	Radiation Dose Rate (μ Sv/h) At the West Gate
2016/3/2 0:00	20	3	2
2016/3/2 0:30	20	3	2
2016/3/2 1:00	20	3	2
2016/3/2 1:30	20	3	2
2016/3/2 2:00	20	3	2
2016/3/2 2:30	20	3	2
2016/3/2 3:00	20	3	2
2016/3/2 3:30	20	3	2
2016/3/2 4:00	20	3	2
2016/3/2 4:30	20	3	2
2016/3/2 5:00	20	3	2
2016/3/2 5:30	20	3	2
2016/3/2 6:00	20	3	2
2016/3/2 6:30	20	3	2
2016/3/2 7:00	20	3	2
2016/3/2 7:30	20	3	2
2016/3/2 8:00	20	3	2
2016/3/2 8:30	20	3	2
2016/3/2 9:00	20	3	2
2016/3/2 9:30	20	3	2
2016/3/2 10:00	20	3	2
2016/3/2 10:30	20	3	2
2016/3/2 11:00	20	3	2
2016/3/2 11:30	20	3	2
2016/3/2 12:00	20	3	2
2016/3/2 12:30	20	3	2
2016/3/2 13:00	20	2	2
2016/3/2 13:30	20	2	2
2016/3/2 14:00	20	2	2
2016/3/2 14:30	20	2	2
2016/3/2 15:00	20	2	2
2016/3/2 15:30	20	2	2
2016/3/2 16:00	20	2	2
2016/3/2 16:30	20	2	2
2016/3/2 17:00	20	2	2
2016/3/2 17:30	20	2	2
2016/3/2 18:00	19	2	2
2016/3/2 18:30	19	2	2
2016/3/2 19:00	19	2	2
2016/3/2 19:30	19	2	2
2016/3/2 20:00	19	2	2
2016/3/2 20:30	19	2	2
2016/3/2 21:00	19	2	2
2016/3/2 21:30	20	2	2
2016/3/2 22:00	19	2	2
2016/3/2 22:30	19	2	2
2016/3/2 23:00	19	2	2
2016/3/2 23:30	20	2	2

福島第一原子力発電所 モニタリングポスト空間線量率

単位: $\mu\text{Sv/h}$ 単位: m/s

日時	MP								スタック		感雨
	MP-1	MP-2	MP-3	MP-4	MP-5	MP-6	MP-7	MP-8	風向	風速	
2016/3/2 8:00	1.643	2.623	2.646	2.448	2.606	0.692	1.265	1.102	南西	3.2	無
2016/3/2 8:10	1.642	2.620	2.652	2.448	2.611	0.694	1.268	1.100	南西	4.6	無
2016/3/2 8:20	1.643	2.617	2.650	2.448	2.613	0.695	1.266	1.101	南南西	4.1	無
2016/3/2 8:30	1.645	2.618	2.654	2.448	2.608	0.697	1.266	1.101	南西	3.8	無
2016/3/2 8:40	1.645	2.625	2.654	2.452	2.610	0.696	1.267	1.100	南西	4.3	無
2016/3/2 8:50	1.645	2.625	2.654	2.451	2.611	0.695	1.267	1.101	南西	3.6	無
2016/3/2 9:00	1.647	2.623	2.655	2.453	2.615	0.697	1.267	1.104	南南西	4.3	無
2016/3/2 9:10	1.645	2.625	2.657	2.452	2.616	0.698	1.267	1.103	南南西	4.6	無
2016/3/2 9:20	1.647	2.625	2.656	2.452	2.612	0.699	1.264	1.102	西南西	3.9	無
2016/3/2 9:30	1.648	2.627	2.657	2.452	2.614	0.699	1.268	1.103	南西	3.8	無
2016/3/2 9:40	1.648	2.628	2.657	2.452	2.617	0.698	1.267	1.103	南南西	3.8	無
2016/3/2 9:50	1.645	2.630	2.659	2.452	2.620	0.697	1.265	1.100	西南西	5.2	無
2016/3/2 10:00	1.648	2.630	2.657	2.453	2.619	0.699	1.265	1.104	西南西	4.1	無
2016/3/2 10:10	1.648	2.627	2.658	2.456	2.622	0.699	1.264	1.103	南西	3.6	無
2016/3/2 10:20	1.647	2.627	2.659	2.455	2.618	0.698	1.265	1.103	西北西	1.4	無
2016/3/2 10:30	1.647	2.607	2.659	2.457	2.624	0.698	1.261	1.105	北西	2.6	無
2016/3/2 10:40	1.647	2.603	2.657	2.457	2.623	0.699	1.264	1.104	北北西	2.0	無
2016/3/2 10:50	1.648	2.622	2.658	2.458	2.623	0.699	1.265	1.101	西南西	3.0	無
2016/3/2 11:00	1.652	2.628	2.662	2.456	2.620	0.700	1.264	1.105	西南西	4.8	無
2016/3/2 11:10	1.650	2.630	2.661	2.458	2.623	0.699	1.265	1.105	西	6.2	無
2016/3/2 11:20	1.648	2.635	2.661	2.455	2.624	0.700	1.267	1.103	南西	4.5	無
2016/3/2 11:30	1.652	2.632	2.663	2.458	2.626	0.700	1.265	1.103	西	4.5	無
2016/3/2 11:40	1.652	2.635	2.664	2.459	2.624	0.700	1.267	1.103	西	7.2	無
2016/3/2 11:50	1.648	2.632	2.666	2.456	2.627	0.700	1.266	1.105	西南西	6.7	無
2016/3/2 12:00	1.650	2.632	2.665	2.457	2.625	0.700	1.267	1.106	西南西	6.7	無
2016/3/2 12:10	1.650	2.632	2.663	2.461	2.622	0.701	1.265	1.104	西	8.2	無
2016/3/2 12:20	1.650	2.633	2.663	2.460	2.625	0.699	1.266	1.103	西北西	5.8	無
2016/3/2 12:30	1.650	2.635	2.660	2.459	2.626	0.701	1.267	1.105	北	6.1	無
2016/3/2 12:40	1.650	2.632	2.661	2.458	2.626	0.701	1.264	1.105	北北西	6.9	無
2016/3/2 12:50	1.647	2.632	2.658	2.456	2.625	0.700	1.264	1.103	北北西	6.6	無
2016/3/2 13:00	1.647	2.633	2.663	2.460	2.625	0.698	1.264	1.103	北北西	4.2	無
2016/3/2 13:10	1.645	2.633	2.662	2.456	2.629	0.699	1.265	1.105	北北西	5.3	有
2016/3/2 13:20	1.648	2.627	2.663	2.459	2.623	0.701	1.265	1.104	北	5.9	有
2016/3/2 13:30	1.648	2.632	2.663	2.457	2.627	0.700	1.264	1.104	北北西	7.4	無
2016/3/2 13:40	1.647	※	2.660	2.458	2.628	0.700	1.265	1.103	北北西	6.8	無
2016/3/2 13:50	1.647	※	2.662	2.458	2.630	0.700	1.266	1.105	北北西	3.2	有
2016/3/2 14:00	1.645	※	2.666	2.460	2.628	0.701	1.266	1.102	北北西	4.2	無

日時	MP								スタック		感雨
	MP-1	MP-2	MP-3	MP-4	MP-5	MP-6	MP-7	MP-8	風向	風速	
2016/3/2 14:10	1.650	※	2.665	2.462	2.629	0.698	1.266	1.102	北	2.5	無
2016/3/2 14:20	1.648	※	2.666	2.461	2.628	0.701	1.266	1.104	北北東	1.2	無
2016/3/2 14:30	1.645	※	2.664	2.460	2.629	0.699	1.266	1.104	東南東	1.7	無
2016/3/2 14:40	1.645	※	2.666	2.458	2.624	0.697	1.266	1.104	南東	1.4	無
2016/3/2 14:50	1.648	※	2.667	2.460	2.611	0.699	1.268	1.104	-	CALM	無
2016/3/2 15:00	1.648	※	2.669	2.460	2.633	0.698	1.268	1.104	南	1.4	有
2016/3/2 15:10	1.648	※	2.668	2.463	2.633	0.700	1.268	1.106	西南西	1.4	有
2016/3/2 15:20	1.648	※	2.667	2.463	2.629	0.701	1.266	1.104	西	2.8	無
2016/3/2 15:30	1.652	※	2.667	2.462	2.629	0.701	1.267	1.104	西南西	4.8	無
2016/3/2 15:40	1.652	※	2.669	2.462	2.631	0.703	1.269	1.105	西	8.8	無
2016/3/2 15:50	1.652	※	2.672	2.462	2.631	0.701	1.268	1.106	西	8.6	無
2016/3/2 16:00	1.650	※	2.669	2.461	2.623	0.702	1.268	1.105	西	9.4	無
2016/3/2 16:10	1.650	※	2.669	2.459	2.626	0.704	1.269	1.103	西	9.0	無
2016/3/2 16:20	1.650	※	2.666	2.464	2.625	0.703	1.268	1.104	西	6.6	無
2016/3/2 16:30	1.650	2.628	2.664	2.460	2.625	0.703	1.265	1.102	西	7.2	無
2016/3/2 16:40	1.652	2.633	2.671	2.460	2.625	0.704	1.268	1.104	西南西	7.9	無
2016/3/2 16:50	1.650	2.633	2.668	2.459	2.628	0.700	1.265	1.105	西	9.2	無
2016/3/2 17:00	1.650	2.635	2.664	2.463	2.629	0.702	1.265	1.104	西南西	6.3	無
2016/3/2 17:10	1.648	2.637	2.664	2.464	2.629	0.703	1.268	1.103	西南西	6.7	無
2016/3/2 17:20	1.650	2.638	2.665	2.460	2.630	0.701	1.269	1.103	西南西	6.7	無
2016/3/2 17:30	1.648	2.637	2.669	2.462	2.624	0.701	1.270	1.104	西	6.6	無
2016/3/2 17:40	1.648	2.635	2.667	2.462	2.627	0.702	1.269	1.102	西	6.2	無
2016/3/2 17:50	1.648	2.635	2.664	2.461	2.624	0.703	1.266	1.102	西	5.8	無
2016/3/2 18:00	1.650	2.637	2.664	2.463	2.627	0.704	1.269	1.104	西	6.1	無
2016/3/2 18:10	1.650	2.637	2.663	2.460	2.626	0.703	1.270	1.104	西	5.5	無
2016/3/2 18:20	1.648	2.633	2.657	2.459	2.625	0.702	1.267	1.105	西	4.0	無
2016/3/2 18:30	1.648	2.628	2.662	2.460	2.622	0.703	1.268	1.104	西北西	3.7	無
2016/3/2 18:40	1.647	2.630	2.663	2.459	2.627	0.703	1.268	1.102	北西	3.4	無
2016/3/2 18:50	1.648	2.633	2.661	2.460	2.628	0.703	1.267	1.104	西	2.6	無
2016/3/2 19:00	1.647	2.637	2.660	2.455	2.629	0.704	1.267	1.102	西南西	2.8	無
2016/3/2 19:10	1.647	2.635	2.656	2.456	2.628	0.701	1.266	1.103	西南西	4.8	無
2016/3/2 19:20	1.645	2.630	2.659	2.459	2.630	0.703	1.268	1.104	西	4.0	無
2016/3/2 19:30	1.647	2.630	2.660	2.456	2.627	0.703	1.268	1.102	西	2.9	無
2016/3/2 19:40	1.645	2.633	2.662	2.458	2.625	0.703	1.268	1.102	西北西	2.2	無
2016/3/2 19:50	1.645	2.632	2.661	2.457	2.627	0.704	1.266	1.102	北西	1.5	無
2016/3/2 20:00	1.642	2.628	2.654	2.454	2.623	0.703	1.268	1.100	北西	1.5	無

日時	MP								スタック		感雨
	MP-1	MP-2	MP-3	MP-4	MP-5	MP-6	MP-7	MP-8	風向	風速	
2016/3/2 20:10	1.645	2.630	2.660	2.454	2.624	0.700	1.268	1.102	西北西	1.7	無
2016/3/2 20:20	1.645	2.627	2.661	2.455	2.623	0.702	1.267	1.101	西南西	1.7	無
2016/3/2 20:30	1.648	2.627	2.656	2.454	2.621	0.702	1.269	1.104	西南西	2.9	無
2016/3/2 20:40	1.647	2.630	2.658	2.455	2.625	0.701	1.268	1.102	西南西	2.9	無
2016/3/2 20:50	1.645	2.627	2.660	2.455	2.622	0.701	1.266	1.101	南西	3.9	無
2016/3/2 21:00	1.645	2.627	2.655	2.457	2.624	0.701	1.265	1.102	西南西	3.9	無
2016/3/2 21:10	1.647	2.627	2.656	2.457	2.625	0.701	1.267	1.102	南西	4.4	無
2016/3/2 21:20	1.645	2.628	2.656	2.454	2.623	0.701	1.267	1.101	西南西	4.0	無
2016/3/2 21:30	1.642	2.630	2.658	2.454	2.625	0.701	1.267	1.103	西南西	3.9	無
2016/3/2 21:40	1.645	2.627	2.659	2.456	2.618	0.701	1.264	1.102	西	4.0	無
2016/3/2 21:50	1.647	2.625	2.656	2.454	2.625	0.699	1.269	1.100	西南西	3.2	無
2016/3/2 22:00	1.643	2.627	2.654	2.457	2.623	0.700	1.265	1.101	西南西	3.4	無
2016/3/2 22:10	1.647	2.627	2.659	2.454	2.624	0.700	1.264	1.102	南西	3.6	無
2016/3/2 22:20	1.643	2.632	2.659	2.452	2.622	0.700	1.266	1.101	西南西	3.3	無
2016/3/2 22:30	1.645	2.632	2.657	2.460	2.623	0.700	1.266	1.102	西南西	4.0	無
2016/3/2 22:40	1.645	2.627	2.653	2.454	2.622	0.700	1.268	1.100	西南西	3.9	無
2016/3/2 22:50	1.645	2.628	2.655	2.452	2.620	0.702	1.267	1.100	西南西	3.3	無
2016/3/2 23:00	1.647	2.625	2.653	2.451	2.624	0.702	1.266	1.101	西南西	4.0	無
2016/3/2 23:10	1.645	2.627	2.658	2.451	2.623	0.701	1.266	1.099	西南西	5.8	無
2016/3/2 23:20	1.647	2.628	2.657	2.453	2.619	0.703	1.267	1.100	西	6.8	無
2016/3/2 23:30	1.647	2.627	2.657	2.456	2.620	0.699	1.265	1.101	西	6.5	無
2016/3/2 23:40	1.647	2.628	2.656	2.455	2.619	0.703	1.265	1.100	西南西	5.7	無
2016/3/2 23:50	1.645	2.628	2.656	2.457	2.621	0.701	1.266	1.101	西	6.1	無
2016/3/3 0:00	1.647	2.627	2.656	2.457	2.620	0.700	1.266	1.102	西	4.4	無
2016/3/3 0:10	1.648	2.628	2.660	2.456	2.618	0.700	1.266	1.103	西	4.4	無
2016/3/3 0:20	1.648	2.627	2.656	2.454	2.619	0.702	1.265	1.101	西	4.6	無
2016/3/3 0:30	1.648	2.627	2.658	2.456	2.621	0.702	1.265	1.101	西南西	5.9	無
2016/3/3 0:40	1.648	2.627	2.656	2.453	2.619	0.702	1.266	1.102	西南西	5.4	無
2016/3/3 0:50	1.647	2.623	2.660	2.456	2.620	0.701	1.266	1.101	南西	4.2	無
2016/3/3 1:00	1.650	2.627	2.656	2.458	2.622	0.700	1.265	1.099	南西	4.7	無
2016/3/3 1:10	1.647	2.628	2.657	2.454	2.622	0.702	1.265	1.102	南南西	5.4	無
2016/3/3 1:20	1.648	2.630	2.656	2.457	2.622	0.701	1.267	1.103	南南西	5.5	無
2016/3/3 1:30	1.650	2.630	2.655	2.456	2.623	0.700	1.266	1.101	南南西	6.1	無
2016/3/3 1:40	1.650	2.625	2.657	2.458	2.620	0.699	1.264	1.101	南南西	6.3	無
2016/3/3 1:50	1.648	2.628	2.661	2.457	2.617	0.700	1.266	1.101	南南西	6.1	無
2016/3/3 2:00	1.645	2.628	2.655	2.451	2.618	0.701	1.265	1.102	南南西	5.8	無

日時	MP								スタック		感雨
	MP-1	MP-2	MP-3	MP-4	MP-5	MP-6	MP-7	MP-8	風向	風速	
2016/3/3 2:10	1.647	2.625	2.652	2.458	2.616	0.702	1.266	1.100	南南西	5.5	無
2016/3/3 2:20	1.647	2.622	2.656	2.454	2.618	0.703	1.267	1.102	南南西	4.7	無
2016/3/3 2:30	1.645	2.628	2.657	2.457	2.621	0.700	1.267	1.103	南南西	5.9	無
2016/3/3 2:40	1.648	2.627	2.656	2.453	2.618	0.701	1.268	1.101	南南西	7.6	無
2016/3/3 2:50	1.647	2.623	2.654	2.457	2.616	0.700	1.266	1.101	南南西	7.3	無
2016/3/3 3:00	1.648	2.625	2.658	2.455	2.616	0.700	1.265	1.102	南南西	7.7	無
2016/3/3 3:10	1.647	2.623	2.656	2.452	2.615	0.701	1.268	1.102	南南西	7.5	無
2016/3/3 3:20	1.647	2.625	2.653	2.455	2.619	0.701	1.265	1.101	南南西	7.5	無
2016/3/3 3:30	1.650	2.625	2.656	2.454	2.620	0.698	1.265	1.102	南南西	8.4	無
2016/3/3 3:40	1.648	2.627	2.653	2.451	2.621	0.700	1.267	1.103	南南西	6.8	無
2016/3/3 3:50	1.648	2.627	2.655	2.452	2.618	0.700	1.269	1.102	南南西	7.2	無
2016/3/3 4:00	1.648	2.625	2.652	2.453	2.617	0.702	1.267	1.102	南南西	8.0	無
2016/3/3 4:10	1.650	2.628	2.657	2.453	2.616	0.700	1.268	1.101	南南西	8.4	無
2016/3/3 4:20	1.648	2.628	2.656	2.451	2.617	0.699	1.266	1.102	南南西	7.7	無
2016/3/3 4:30	1.647	2.628	2.653	2.452	2.618	0.700	1.266	1.102	南南西	9.1	無
2016/3/3 4:40	1.648	2.630	2.657	2.453	2.613	0.701	1.267	1.102	南南西	10.3	無
2016/3/3 4:50	1.648	2.630	2.653	2.456	2.617	0.700	1.266	1.101	南南西	10.2	無
2016/3/3 5:00	1.648	2.632	2.655	2.454	2.621	0.700	1.267	1.103	南南西	10.1	無
2016/3/3 5:10	1.650	2.628	2.655	2.455	2.618	0.698	1.266	1.103	南南西	9.3	無
2016/3/3 5:20	1.648	2.627	2.655	2.454	2.615	0.699	1.268	1.103	南	9.8	無
2016/3/3 5:30	1.650	2.627	2.656	2.456	2.619	0.697	1.267	1.104	南	10.6	無
2016/3/3 5:40	1.650	2.627	2.660	2.456	2.618	0.695	1.269	1.104	南	12.2	無
2016/3/3 5:50	1.648	2.628	2.660	2.457	2.624	0.695	1.268	1.103	南南西	11.6	無
2016/3/3 6:00	1.647	2.628	2.659	2.455	2.620	0.699	1.267	1.103	南	12.1	無
2016/3/3 6:10	1.648	2.628	2.658	2.458	2.619	0.700	1.269	1.102	南南西	12.0	無
2016/3/3 6:20	1.647	2.627	2.661	2.457	2.622	0.698	1.269	1.102	南	11.8	無
2016/3/3 6:30	1.650	2.625	2.661	2.460	2.621	0.699	1.269	1.103	南	12.4	無
2016/3/3 6:40	1.650	2.633	2.660	2.458	2.618	0.699	1.267	1.102	南南西	12.5	無
2016/3/3 6:50	1.648	2.628	2.658	2.460	2.623	0.698	1.270	1.102	南南西	12.7	無
2016/3/3 7:00	1.648	2.628	2.662	2.459	2.621	0.697	1.270	1.104	南南西	12.4	無
2016/3/3 7:10	1.648	2.628	2.660	2.457	2.619	0.699	1.270	1.104	南南西	11.9	無
2016/3/3 7:20	1.650	2.630	2.660	2.455	2.624	0.698	1.269	1.104	南南西	10.8	無
2016/3/3 7:30	1.648	2.630	2.662	2.458	2.628	0.698	1.271	1.104	南南西	10.1	無
2016/3/3 7:40	1.650	2.628	2.662	2.459	2.621	0.697	1.272	1.105	南	8.2	無
2016/3/3 7:50	1.648	2.630	2.665	2.460	2.622	0.699	1.269	1.103	南	8.2	無
2016/3/3 8:00	1.650	2.632	2.661	2.463	2.624	0.700	1.272	1.105	南	7.1	無

風速が0.5m/s未満の場合「CALM」(静穏)、この時の風向を「-」と表記する。

※ 13:40~16:20 MP-2設備点検に伴う欠測。

Monitoring data by a monitoring car* at Fukushima Daiichi Nuclear Power Station (μ Sv/h)

* The data from monitoring car may deficit as the vehicle may change monitoring point.

*About the direction of the wind and the wind velocity,we are measuring with the weather observation meter of the 10m higher.

*"–": the wind velocity/"CALM":the wind direction is below 0.5m/s.

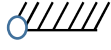

Measuring Point	Measurement Date	γ Ray	Neutron Ray	Weather	Wind Direction	Wind Velocity (m/s)
West Gate	2016/3/2 0:00	1.1	<0.01	Fine	SW	2.4
West Gate	2016/3/2 0:10	1.1	<0.01	Fine	SW	2.1
West Gate	2016/3/2 0:20	1.1	<0.01	Fine	WSW	1.4
West Gate	2016/3/2 0:30	1.1	<0.01	Fine	W	1.3
West Gate	2016/3/2 0:40	1.1	<0.01	Fine	N	0.6
West Gate	2016/3/2 0:50	1.1	<0.01	Fine	–	CALM
West Gate	2016/3/2 1:00	1.1	<0.01	Fine	WSW	1.1
West Gate	2016/3/2 1:10	1.1	<0.01	Fine	–	CALM
West Gate	2016/3/2 1:20	1.1	<0.01	Fine	W	0.6
West Gate	2016/3/2 1:30	1.1	<0.01	Fine	W	1.4
West Gate	2016/3/2 1:40	1.1	<0.01	Fine	W	0.9
West Gate	2016/3/2 1:50	1.1	<0.01	Fine	–	CALM
West Gate	2016/3/2 2:00	1.1	<0.01	Fine	NW	1.0
West Gate	2016/3/2 2:10	1.1	<0.01	Fine	W	1.4
West Gate	2016/3/2 2:20	1.1	<0.01	Fine	W	1.0
West Gate	2016/3/2 2:30	1.1	<0.01	Fine	–	CALM
West Gate	2016/3/2 2:40	1.1	<0.01	Fine	WNW	0.8
West Gate	2016/3/2 2:50	1.1	<0.01	Fine	WNW	1.7
West Gate	2016/3/2 3:00	1.1	<0.01	Fine	WNW	1.8
West Gate	2016/3/2 3:10	1.1	<0.01	Fine	WNW	1.8
West Gate	2016/3/2 3:20	1.1	<0.01	Fine	WNW	1.3
West Gate	2016/3/2 3:30	1.1	<0.01	Fine	WNW	1.4
West Gate	2016/3/2 3:40	1.1	<0.01	Fine	WNW	1.3
West Gate	2016/3/2 3:50	1.1	<0.01	Fine	W	1.0
West Gate	2016/3/2 4:00	1.1	<0.01	Fine	W	1.4
West Gate	2016/3/2 4:10	1.1	<0.01	Fine	W	1.3
West Gate	2016/3/2 4:20	1.1	<0.01	Fine	W	1.3
West Gate	2016/3/2 4:30	1.1	<0.01	Fine	WSW	2.0
West Gate	2016/3/2 4:40	1.1	<0.01	Fine	WSW	2.0
West Gate	2016/3/2 4:50	1.1	<0.01	Fine	WSW	1.9
West Gate	2016/3/2 5:00	1.1	<0.01	Fine	W	2.3
West Gate	2016/3/2 5:10	1.1	<0.01	Fine	W	1.8
West Gate	2016/3/2 5:20	1.1	<0.01	Fine	W	1.5
West Gate	2016/3/2 5:30	1.1	<0.01	Fine	W	1.8
West Gate	2016/3/2 5:40	1.1	<0.01	Fine	W	1.8
West Gate	2016/3/2 5:50	1.1	<0.01	Fine	W	1.9
West Gate	2016/3/2 6:00	1.1	<0.01	Fine	WNW	2.2
West Gate	2016/3/2 6:10	1.1	<0.01	Fine	W	2.1
West Gate	2016/3/2 6:20	1.1	<0.01	Fine	W	2.2
West Gate	2016/3/2 6:30	1.1	<0.01	Fine	W	2.5
West Gate	2016/3/2 6:40	1.1	<0.01	Fine	W	2.1
West Gate	2016/3/2 6:50	1.1	<0.01	Fine	WSW	1.3
West Gate	2016/3/2 7:00	1.1	<0.01	Fine	WSW	1.3
West Gate	2016/3/2 7:10	1.1	<0.01	Fine	W	1.1
West Gate	2016/3/2 7:20	1.1	<0.01	Fine	WSW	1.2
West Gate	2016/3/2 7:30	1.1	<0.01	Fine	WSW	1.0
West Gate	2016/3/2 7:40	1.1	<0.01	Fine	SW	1.7
West Gate	2016/3/2 7:50	1.1	<0.01	Fine	SW	2.1
West Gate	2016/3/2 8:00	1.1	<0.01	Fine	SW	2.2
West Gate	2016/3/2 8:10	1.1	<0.01	Fine	SW	3.1
West Gate	2016/3/2 8:20	1.1	<0.01	Fine	SW	2.7
West Gate	2016/3/2 8:30	1.1	<0.01	Fine	SW	2.8
West Gate	2016/3/2 8:40	1.1	<0.01	Fine	SW	3.3
West Gate	2016/3/2 8:50	1.1	<0.01	Fine	WSW	2.9
West Gate	2016/3/2 9:00	1.1	<0.01	Fine	SW	3.6
West Gate	2016/3/2 9:10	1.1	<0.01	Fine	SW	3.3
West Gate	2016/3/2 9:20	1.1	<0.01	Fine	WSW	2.5
West Gate	2016/3/2 9:30	1.1	<0.01	Fine	WSW	2.6
West Gate	2016/3/2 9:40	1.1	<0.01	Fine	SW	3.1
West Gate	2016/3/2 9:50	1.1	<0.01	Fine	WSW	3.1
West Gate	2016/3/2 10:00	1.1	<0.01	Fine	WSW	2.3
West Gate	2016/3/2 10:10	1.1	<0.01	Fine	SW	2.7
West Gate	2016/3/2 10:20	1.1	<0.01	Fine	WNW	0.8
West Gate	2016/3/2 10:30	1.1	<0.01	Fine	NNW	1.2
West Gate	2016/3/2 10:40	1.1	<0.01	Fine	NNW	1.2
West Gate	2016/3/2 10:50	1.1	<0.01	Fine	W	1.8
West Gate	2016/3/2 11:00	1.1	<0.01	Fine	W	3.2
West Gate	2016/3/2 11:10	1.1	<0.01	Cloudy	W	4.1

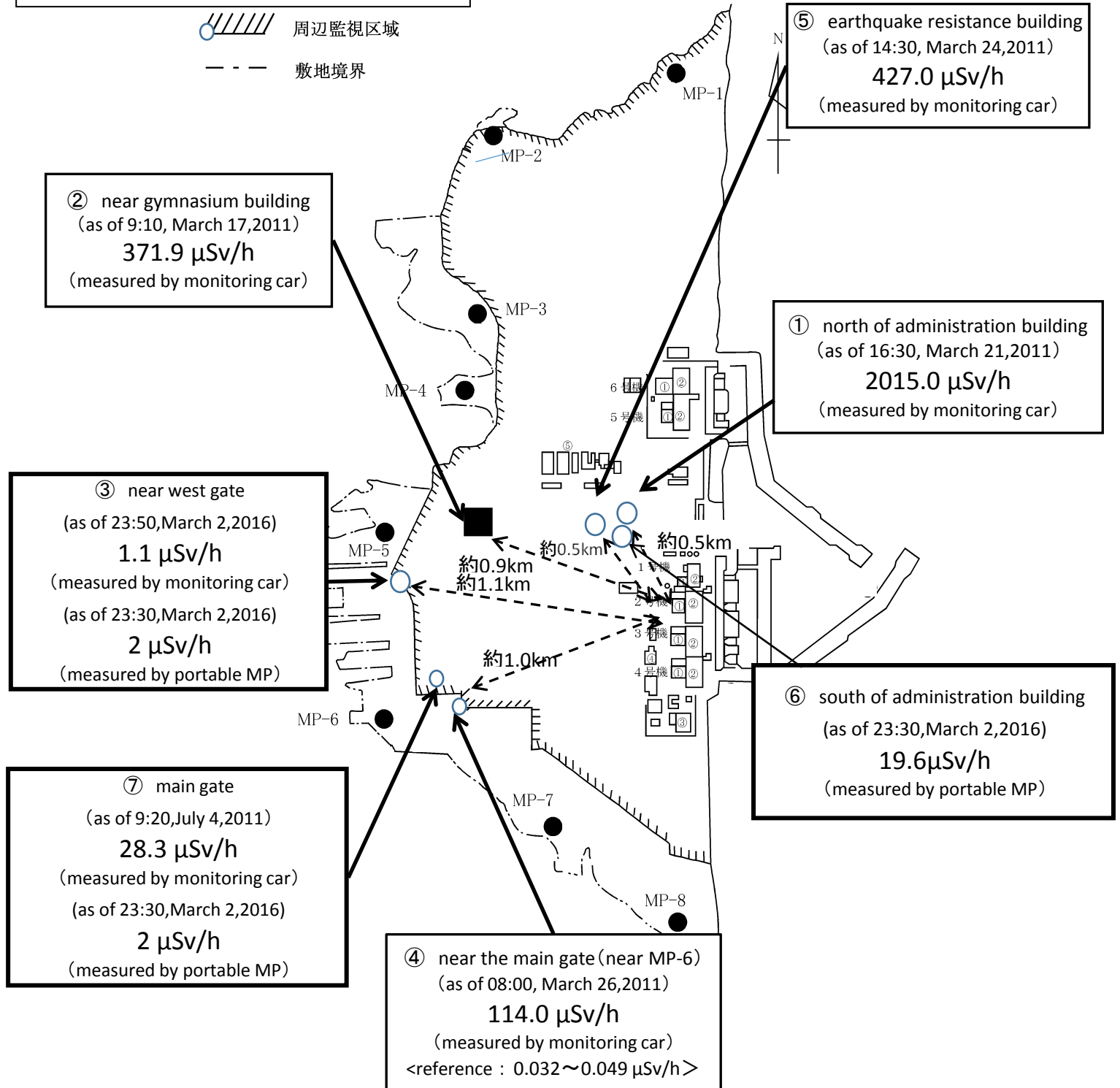
Measuring Point	Measurement Date	γ Ray	Neutron Ray	Weather	Wind Direction	Wind Velocity (m/s)
West Gate	2016/3/2 11:20	1.1	<0.01	Cloudy	WSW	2.9
West Gate	2016/3/2 11:30	1.1	<0.01	Cloudy	W	2.9
West Gate	2016/3/2 11:40	1.1	<0.01	Cloudy	W	3.7
West Gate	2016/3/2 11:50	1.1	<0.01	Cloudy	W	4.5
West Gate	2016/3/2 12:00	1.1	<0.01	Cloudy	W	4.2
West Gate	2016/3/2 12:10	1.1	<0.01	Cloudy	W	4.5
West Gate	2016/3/2 12:20	1.1	<0.01	Cloudy	WNW	3.9
West Gate	2016/3/2 12:30	1.1	<0.01	Cloudy	NNW	3.2
West Gate	2016/3/2 12:40	1.1	<0.01	Cloudy	N	4.0
West Gate	2016/3/2 12:50	1.1	<0.01	Cloudy	N	3.4
West Gate	2016/3/2 13:00	1.1	<0.01	Cloudy	N	2.7
West Gate	2016/3/2 13:10	1.1	<0.01	Rain	N	3.2
West Gate	2016/3/2 13:20	1.1	<0.01	Rain	N	4.4
West Gate	2016/3/2 13:30	1.1	<0.01	Cloudy	N	4.1
West Gate	2016/3/2 13:40	1.1	<0.01	Cloudy	NNW	3.4
West Gate	2016/3/2 13:50	1.1	<0.01	Rain	N	2.2
West Gate	2016/3/2 14:00	1.1	<0.01	Fine	N	2.2
West Gate	2016/3/2 14:10	1.1	<0.01	Fine	N	2.1
West Gate	2016/3/2 14:20	1.1	<0.01	Fine	NNE	1.2
West Gate	2016/3/2 14:30	1.1	<0.01	Fine	E	1.1
West Gate	2016/3/2 14:40	1.1	<0.01	Fine	SE	2.1
West Gate	2016/3/2 14:50	1.1	<0.01	Fine	SE	1.1
West Gate	2016/3/2 15:00	1.1	<0.01	Rain	SE	1.5
West Gate	2016/3/2 15:10	1.1	<0.01	Rain	SSW	0.9
West Gate	2016/3/2 15:20	1.1	<0.01	Cloudy	SSW	0.7
West Gate	2016/3/2 15:30	1.1	<0.01	Fine	W	3.1
West Gate	2016/3/2 15:40	1.1	<0.01	Fine	W	5.4
West Gate	2016/3/2 15:50	1.1	<0.01	Fine	W	5.0
West Gate	2016/3/2 16:00	1.1	<0.01	Fine	W	5.2
West Gate	2016/3/2 16:10	1.1	<0.01	Fine	W	4.9
West Gate	2016/3/2 16:20	1.1	<0.01	Fine	W	4.4
West Gate	2016/3/2 16:30	1.1	<0.01	Fine	W	4.5
West Gate	2016/3/2 16:40	1.1	<0.01	Fine	W	4.7
West Gate	2016/3/2 16:50	1.1	<0.01	Fine	W	5.4
West Gate	2016/3/2 17:00	1.1	<0.01	Fine	W	4.1
West Gate	2016/3/2 17:10	1.1	<0.01	Fine	W	3.7
West Gate	2016/3/2 17:20	1.1	<0.01	Fine	W	3.6
West Gate	2016/3/2 17:30	1.1	<0.01	Fine	W	3.5
West Gate	2016/3/2 17:40	1.1	<0.01	Fine	W	3.4
West Gate	2016/3/2 17:50	1.1	<0.01	Fine	W	3.0
West Gate	2016/3/2 18:00	1.1	<0.01	Fine	W	3.5
West Gate	2016/3/2 18:10	1.1	<0.01	Fine	W	2.2
West Gate	2016/3/2 18:20	1.1	<0.01	Fine	WNW	1.4
West Gate	2016/3/2 18:30	1.1	<0.01	Fine	WNW	0.8
West Gate	2016/3/2 18:40	1.1	<0.01	Fine	N	0.8
West Gate	2016/3/2 18:50	1.1	<0.01	Fine	NNW	1.0
West Gate	2016/3/2 19:00	1.1	<0.01	Fine	W	1.2
West Gate	2016/3/2 19:10	1.1	<0.01	Fine	W	1.9
West Gate	2016/3/2 19:20	1.1	<0.01	Fine	WNW	1.6
West Gate	2016/3/2 19:30	1.1	<0.01	Fine	NNW	0.8
West Gate	2016/3/2 19:40	1.1	<0.01	Fine	N	1.2
West Gate	2016/3/2 19:50	1.1	<0.01	Fine	N	1.1
West Gate	2016/3/2 20:00	1.1	<0.01	Fine	NNE	0.6
West Gate	2016/3/2 20:10	1.1	<0.01	Fine	NW	0.7
West Gate	2016/3/2 20:20	1.1	<0.01	Fine	WSW	1.3
West Gate	2016/3/2 20:30	1.1	<0.01	Fine	WSW	1.7
West Gate	2016/3/2 20:40	1.1	<0.01	Fine	W	1.7
West Gate	2016/3/2 20:50	1.1	<0.01	Fine	W	2.0
West Gate	2016/3/2 21:00	1.1	<0.01	Fine	W	1.9
West Gate	2016/3/2 21:10	1.1	<0.01	Fine	WSW	1.8
West Gate	2016/3/2 21:20	1.1	<0.01	Fine	W	2.3
West Gate	2016/3/2 21:30	1.1	<0.01	Fine	W	2.1
West Gate	2016/3/2 21:40	1.1	<0.01	Fine	W	2.0
West Gate	2016/3/2 21:50	1.1	<0.01	Fine	W	1.7
West Gate	2016/3/2 22:00	1.1	<0.01	Fine	WNW	1.2
West Gate	2016/3/2 22:10	1.1	<0.01	Fine	W	1.4
West Gate	2016/3/2 22:20	1.1	<0.01	Fine	WNW	1.3
West Gate	2016/3/2 22:30	1.1	<0.01	Fine	W	1.6
West Gate	2016/3/2 22:40	1.1	<0.01	Fine	W	2.2
West Gate	2016/3/2 22:50	1.1	<0.01	Fine	WSW	1.9
West Gate	2016/3/2 23:00	1.1	<0.01	Fine	W	2.2
West Gate	2016/3/2 23:10	1.1	<0.01	Fine	WNW	2.0
West Gate	2016/3/2 23:20	1.1	<0.01	Fine	W	2.1
West Gate	2016/3/2 23:30	1.1	<0.01	Fine	W	2.5
West Gate	2016/3/2 23:40	1.1	<0.01	Fine	WSW	1.9
West Gate	2016/3/2 23:50	1.1	<0.01	Fine	W	2.3

Fukushima Daiichi Nuclear Power Plant

2016/3/2
as of 23:50

周辺監視区域: supervised outside area
敷地境界: site boundary

 周辺監視区域
 敷地境界



※Reference data indicate the normal fluctuation range of airborne radiation rate.