

Fixed point Monitoring Status by Temporary Monitoring Post at Fukushima Daiichi Nuclear Power Station

Date	Radiation Dose Rate (μ Sv/h) At the Main Buiding	Radiation Dose Rate (μ Sv/h) At the Main Gate	Radiation Dose Rate (μ Sv/h) At the West Gate
2016/2/16 0:00	20	3	2
2016/2/16 0:30	20	3	2
2016/2/16 1:00	20	3	2
2016/2/16 1:30	20	3	2
2016/2/16 2:00	20	3	2
2016/2/16 2:30	20	3	2
2016/2/16 3:00	20	3	2
2016/2/16 3:30	20	3	2
2016/2/16 4:00	20	3	2
2016/2/16 4:30	20	3	2
2016/2/16 5:00	20	3	2
2016/2/16 5:30	20	3	2
2016/2/16 6:00	20	3	2
2016/2/16 6:30	20	3	2
2016/2/16 7:00	20	3	2
2016/2/16 7:30	20	3	2
2016/2/16 8:00	20	3	2
2016/2/16 8:30	20	3	2
2016/2/16 9:00	20	3	2
2016/2/16 9:30	20	3	2
2016/2/16 10:00	20	3	2
2016/2/16 10:30	20	3	2
2016/2/16 11:00	20	3	2
2016/2/16 11:30	20	3	2
2016/2/16 12:00	20	3	2
2016/2/16 12:30	20	3	2
2016/2/16 13:00	20	3	2
2016/2/16 13:30	20	3	2
2016/2/16 14:00	20	3	2
2016/2/16 14:30	20	3	2
2016/2/16 15:00	20	3	2
2016/2/16 15:30	20	3	2
2016/2/16 16:00	20	3	2
2016/2/16 16:30	20	3	2
2016/2/16 17:00	20	3	2
2016/2/16 17:30	20	3	2
2016/2/16 18:00	20	3	2
2016/2/16 18:30	20	3	2
2016/2/16 19:00	20	3	2
2016/2/16 19:30	20	3	2
2016/2/16 20:00	20	3	2
2016/2/16 20:30	20	3	2
2016/2/16 21:00	20	3	2
2016/2/16 21:30	20	3	2
2016/2/16 22:00	20	3	2
2016/2/16 22:30	20	3	2
2016/2/16 23:00	20	3	2
2016/2/16 23:30	20	3	2

福島第一原子力発電所 モニタリングポスト空間線量率

単位: $\mu\text{Sv/h}$

単位: m/s

日時	MP								スタック		感雨
	MP-1	MP-2	MP-3	MP-4	MP-5	MP-6	MP-7	MP-8	風向	風速	
2016/2/16 8:00	1.637	2.598	2.620	2.431	2.570	0.699	1.267	1.418	西	2.0	無
2016/2/16 8:10	1.638	2.598	2.621	2.429	2.572	0.703	1.267	1.420	南西	1.5	無
2016/2/16 8:20	1.638	2.600	2.624	2.430	2.574	0.703	1.268	1.417	南西	1.2	無
2016/2/16 8:30	1.638	2.598	2.622	2.431	2.574	0.701	1.267	1.418	南西	0.8	無
2016/2/16 8:40	1.643	2.603	2.623	2.435	2.576	0.702	1.269	1.418	南南東	0.9	無
2016/2/16 8:50	1.640	2.607	2.624	2.431	2.573	0.704	1.269	1.420	南南西	1.5	無
2016/2/16 9:00	1.640	2.607	2.627	2.433	2.575	0.703	1.270	1.418	南南西	1.7	無
2016/2/16 9:10	1.638	2.603	2.628	2.433	2.576	0.703	1.269	1.422	南	1.2	無
2016/2/16 9:20	1.640	2.607	2.626	2.433	2.578	0.704	1.271	1.418	南東	2.2	無
2016/2/16 9:30	1.638	2.605	2.629	2.435	2.577	0.702	1.270	1.420	南南東	3.0	無
2016/2/16 9:40	1.638	2.607	2.627	2.435	2.579	0.705	1.268	1.422	南南東	3.6	無
2016/2/16 9:50	1.640	2.607	2.630	2.433	2.575	0.704	1.268	1.420	南東	2.9	無
2016/2/16 10:00	1.642	2.608	2.625	2.435	2.579	0.704	1.266	1.420	南南東	2.9	無
2016/2/16 10:10	1.643	2.608	2.628	2.434	2.576	0.704	1.267	1.420	南東	3.4	無
2016/2/16 10:20	1.642	2.608	2.632	2.437	2.577	0.705	1.270	1.417	南南東	3.9	無
2016/2/16 10:30	1.643	2.608	2.634	2.433	2.582	0.705	1.267	1.422	南南東	1.5	無
2016/2/16 10:40	1.640	2.612	2.629	2.439	2.582	0.704	1.267	1.420	西	3.9	無
2016/2/16 10:50	1.645	2.613	2.634	2.436	2.583	0.705	1.270	1.418	西	6.6	無
2016/2/16 11:00	1.645	2.615	2.638	2.434	2.585	0.707	1.270	1.422	西北西	5.0	無
2016/2/16 11:10	1.647	2.618	2.636	2.438	2.586	0.704	1.268	1.422	西	6.3	無
2016/2/16 11:20	1.643	2.615	2.637	2.439	2.582	0.705	1.270	1.420	西	5.6	無
2016/2/16 11:30	1.645	2.607	2.637	2.442	2.588	0.704	1.270	1.420	西	6.8	無
2016/2/16 11:40	1.645	2.610	2.635	2.439	2.585	0.707	1.270	1.422	西	6.7	無
2016/2/16 11:50	1.645	2.618	2.639	2.441	2.587	0.708	1.268	1.423	西南西	5.7	無
2016/2/16 12:00	1.648	2.618	2.639	2.444	2.590	0.709	1.269	1.422	西	6.3	無
2016/2/16 12:10	1.647	2.620	2.639	2.442	2.591	0.707	1.268	1.072*	西	6.2	無
2016/2/16 12:20	1.647	2.617	2.643	2.443	2.595	0.710	1.271	1.074*	西	4.2	無
2016/2/16 12:30	1.648	2.618	2.639	2.445	2.590	0.712	1.272	1.077*	南西	7.7	無
2016/2/16 12:40	1.650	2.623	2.641	2.447	2.588	0.710	1.270	1.074*	南西	6.5	無
2016/2/16 12:50	1.650	2.623	2.640	2.444	2.591	0.709	1.271	1.067*	南南東	8.5	無
2016/2/16 13:00	1.648	2.622	2.641	2.445	2.591	0.709	1.271	1.067*	南南東	8.9	無
2016/2/16 13:10	1.648	2.623	2.641	2.444	2.597	0.708	1.270	1.063*	南南東	8.5	無
2016/2/16 13:20	1.647	2.625	2.643	2.444	2.595	0.709	1.270	1.037*	南南東	8.6	無
2016/2/16 13:30	1.650	2.620	2.644	2.446	2.597	0.708	1.269	1.043*	南南東	8.4	無
2016/2/16 13:40	1.648	2.623	2.646	2.443	2.600	0.710	1.271	1.057*	南南東	9.0	無
2016/2/16 13:50	1.648	2.622	2.641	2.444	2.592	0.709	1.270	1.056*	南南東	8.3	無
2016/2/16 14:00	1.647	2.622	2.646	2.444	2.594	0.710	1.267	1.042*	南南東	11.6	無

日時	MP								スタック		感雨
	MP-1	MP-2	MP-3	MP-4	MP-5	MP-6	MP-7	MP-8	風向	風速	
2016/2/16 14:10	1.645	2.623	2.646	2.445	2.595	0.710	1.269	0.985*	南南東	9.9	無
2016/2/16 14:20	1.648	2.620	2.643	2.448	2.598	0.710	1.271	0.983*	南南東	12.2	無
2016/2/16 14:30	1.650	2.622	2.642	2.447	2.595	0.711	1.270	1.039*	南南東	11.6	無
2016/2/16 14:40	1.650	2.623	2.642	2.445	2.597	0.711	1.272	1.036*	南南東	10.3	無
2016/2/16 14:50	1.648	2.627	2.644	2.443	2.597	0.710	1.271	1.044*	南南東	12.8	無
2016/2/16 15:00	1.647	2.625	2.642	2.444	2.601	0.710	1.271	1.025*	南南東	10.7	無
2016/2/16 15:10	1.648	2.625	2.640	2.447	2.598	0.712	1.271	0.950*	南南東	10.7	無
2016/2/16 15:20	1.652	2.623	2.643	2.444	2.600	0.712	1.273	1.006*	南南東	11.3	無
2016/2/16 15:30	1.648	2.623	2.642	2.450	2.601	0.710	1.275	1.009*	南南東	11.3	無
2016/2/16 15:40	1.648	2.623	2.642	2.447	2.600	0.713	1.273	1.008*	南	10.6	無
2016/2/16 15:50	1.648	2.622	2.644	2.447	2.603	0.712	1.274	1.007*	南	7.3	無
2016/2/16 16:00	1.650	2.625	2.648	2.443	2.603	0.713	1.273	1.008*	南	9.8	無
2016/2/16 16:10	1.648	2.623	2.647	2.442	2.601	0.715	1.274	1.008*	南	12.7	無
2016/2/16 16:20	1.650	2.623	2.645	2.445	2.599	0.715	1.273	1.011*	南	9.3	無
2016/2/16 16:30	1.647	2.625	2.645	2.441	2.603	0.714	1.273	1.008*	南	8.4	無
2016/2/16 16:40	1.648	2.622	2.646	2.448	2.601	0.713	1.274	1.009*	南	8.7	無
2016/2/16 16:50	1.650	2.623	2.645	2.445	2.598	0.714	1.274	1.010*	南	8.2	無
2016/2/16 17:00	1.650	2.622	2.649	2.446	2.600	0.713	1.273	1.008*	南	6.9	無
2016/2/16 17:10	1.650	2.623	2.647	2.444	2.599	0.715	1.274	1.008*	南南西	7.1	無
2016/2/16 17:20	1.652	2.623	2.645	2.446	2.601	0.713	1.276	1.007*	南	8.3	無
2016/2/16 17:30	1.652	2.625	2.647	2.446	2.599	0.714	1.273	1.010*	南	7.9	無
2016/2/16 17:40	1.650	2.625	2.644	2.447	2.598	0.713	1.273	1.007*	南南西	6.8	無
2016/2/16 17:50	1.648	2.623	2.641	2.445	2.596	0.713	1.272	1.007*	南	7.5	無
2016/2/16 18:00	1.648	2.622	2.643	2.446	2.601	0.714	1.273	1.005*	南南西	7.4	無
2016/2/16 18:10	1.650	2.623	2.641	2.444	2.601	0.712	1.273	1.007*	南南西	7.9	無
2016/2/16 18:20	1.648	2.623	2.644	2.444	2.601	0.714	1.273	1.009*	南南西	7.5	無
2016/2/16 18:30	1.648	2.622	2.643	2.444	2.601	0.713	1.274	1.011*	南南西	8.4	無
2016/2/16 18:40	1.648	2.625	2.642	2.446	2.601	0.713	1.273	1.010*	南南西	8.6	無
2016/2/16 18:50	1.648	2.622	2.640	2.445	2.600	0.713	1.274	1.010*	南南西	8.3	無
2016/2/16 19:00	1.648	2.623	2.643	2.445	2.602	0.713	1.273	1.010*	南南西	9.4	無
2016/2/16 19:10	1.648	2.623	2.643	2.442	2.596	0.713	1.273	1.009*	南南西	9.0	無
2016/2/16 19:20	1.647	2.622	2.642	2.445	2.597	0.713	1.274	1.010*	南南西	9.8	無
2016/2/16 19:30	1.648	2.622	2.640	2.442	2.599	0.712	1.275	1.014*	南南西	8.8	無
2016/2/16 19:40	1.647	2.622	2.640	2.442	2.601	0.713	1.274	1.011*	南南西	7.6	無
2016/2/16 19:50	1.648	2.622	2.641	2.444	2.599	0.714	1.272	1.011*	南南西	6.7	無
2016/2/16 20:00	1.647	2.625	2.640	2.443	2.600	0.711	1.271	1.012*	南南西	6.7	無

日時	MP								スタック		感雨
	MP-1	MP-2	MP-3	MP-4	MP-5	MP-6	MP-7	MP-8	風向	風速	
2016/2/16 20:10	1.650	2.622	2.642	2.446	2.598	0.714	1.273	1.012*	南南西	5.9	無
2016/2/16 20:20	1.647	2.618	2.640	2.445	2.599	0.714	1.274	1.015*	南南西	6.0	無
2016/2/16 20:30	1.648	2.622	2.642	2.443	2.598	0.710	1.274	1.012*	南南西	6.6	無
2016/2/16 20:40	1.648	2.622	2.641	2.445	2.598	0.712	1.273	1.013*	南南西	6.7	無
2016/2/16 20:50	1.648	2.622	2.640	2.438	2.599	0.713	1.271	1.013*	南南西	6.1	無
2016/2/16 21:00	1.650	2.622	2.642	2.446	2.598	0.712	1.272	1.012*	南西	5.7	無
2016/2/16 21:10	1.648	2.618	2.642	2.443	2.596	0.712	1.272	1.013*	南西	5.3	無
2016/2/16 21:20	1.648	2.622	2.641	2.443	2.593	0.712	1.274	1.011*	南西	6.1	無
2016/2/16 21:30	1.648	2.620	2.640	2.444	2.597	0.711	1.274	1.011*	南西	5.8	無
2016/2/16 21:40	1.650	2.620	2.640	2.442	2.593	0.712	1.273	1.010*	南西	5.9	無
2016/2/16 21:50	1.648	2.623	2.637	2.442	2.595	0.713	1.271	1.010*	南西	6.1	無
2016/2/16 22:00	1.650	2.620	2.641	2.441	2.593	0.714	1.272	1.010*	西南西	6.0	無
2016/2/16 22:10	1.648	2.622	2.637	2.441	2.594	0.712	1.270	1.011*	西南西	6.3	無
2016/2/16 22:20	1.648	2.622	2.640	2.442	2.595	0.712	1.271	1.010*	西南西	5.9	無
2016/2/16 22:30	1.648	2.622	2.638	2.440	2.596	0.712	1.271	1.012*	西南西	5.3	無
2016/2/16 22:40	1.647	2.622	2.638	2.442	2.595	0.713	1.270	1.008*	西南西	5.5	無
2016/2/16 22:50	1.648	2.622	2.640	2.439	2.591	0.712	1.270	1.008*	西南西	5.3	無
2016/2/16 23:00	1.648	2.622	2.637	2.443	2.597	0.713	1.270	1.010*	西南西	5.6	無
2016/2/16 23:10	1.647	2.615	2.636	2.441	2.595	0.713	1.271	1.009*	西南西	5.3	無
2016/2/16 23:20	1.648	2.615	2.637	2.444	2.595	0.713	1.272	1.007*	西	5.5	無
2016/2/16 23:30	1.647	2.618	2.639	2.438	2.593	0.712	1.270	1.008*	西	6.4	無
2016/2/16 23:40	1.647	2.617	2.638	2.442	2.594	0.711	1.271	1.008*	西	6.4	無
2016/2/16 23:50	1.650	2.617	2.635	2.441	2.590	0.711	1.270	1.008*	西	7.0	無
2016/2/17 0:00	1.648	2.617	2.635	2.438	2.597	0.710	1.270	1.006*	西	7.0	無
2016/2/17 0:10	1.647	2.617	2.638	2.443	2.593	0.711	1.272	1.007*	西	7.4	無
2016/2/17 0:20	1.648	2.620	2.638	2.439	2.594	0.711	1.272	1.007*	西南西	6.1	無
2016/2/17 0:30	1.645	2.622	2.635	2.442	2.591	0.711	1.270	1.008*	西南西	5.3	無
2016/2/17 0:40	1.647	2.620	2.635	2.441	2.593	0.709	1.272	1.005*	西南西	5.5	無
2016/2/17 0:50	1.648	2.620	2.636	2.438	2.591	0.711	1.272	1.008*	西	5.1	無
2016/2/17 1:00	1.647	2.623	2.636	2.440	2.589	0.711	1.271	1.010*	西	5.0	無
2016/2/17 1:10	1.647	2.620	2.634	2.439	2.592	0.713	1.272	1.008*	西	6.5	無
2016/2/17 1:20	1.647	2.623	2.633	2.441	2.590	0.711	1.270	1.007*	西	6.5	無
2016/2/17 1:30	1.650	2.622	2.634	2.443	2.591	0.710	1.274	1.010*	西南西	8.5	無
2016/2/17 1:40	1.650	2.620	2.635	2.443	2.590	0.714	1.271	1.010*	西	7.2	無
2016/2/17 1:50	1.652	2.620	2.634	2.439	2.588	0.713	1.272	1.010*	西	6.2	無
2016/2/17 2:00	1.648	2.618	2.633	2.442	2.592	0.710	1.271	1.009*	西	6.2	無

日時	MP								スタック		感雨
	MP-1	MP-2	MP-3	MP-4	MP-5	MP-6	MP-7	MP-8	風向	風速	
2016/2/17 2:10	1.647	2.617	2.632	2.443	2.592	0.711	1.270	1.008*	西	6.4	無
2016/2/17 2:20	1.647	2.618	2.637	2.442	2.591	0.711	1.269	1.009*	西	6.7	無
2016/2/17 2:30	1.647	2.617	2.636	2.440	2.592	0.711	1.271	1.009*	西	7.2	無
2016/2/17 2:40	1.645	2.618	2.632	2.445	2.590	0.711	1.269	1.011*	西	6.8	無
2016/2/17 2:50	1.648	2.617	2.636	2.443	2.589	0.712	1.269	1.009*	西南西	5.3	無
2016/2/17 3:00	1.647	2.617	2.636	2.441	2.589	0.711	1.273	1.010*	南西	6.0	無
2016/2/17 3:10	1.648	2.618	2.640	2.440	2.590	0.712	1.270	1.009*	南西	6.0	無
2016/2/17 3:20	1.647	2.615	2.638	2.438	2.592	0.712	1.272	1.008*	西南西	5.1	無
2016/2/17 3:30	1.647	2.613	2.636	2.439	2.590	0.711	1.271	1.010*	西	5.1	無
2016/2/17 3:40	1.648	2.617	2.632	2.440	2.591	0.710	1.272	1.010*	南西	3.8	無
2016/2/17 3:50	1.650	2.618	2.632	2.440	2.588	0.711	1.271	1.009*	南南西	2.8	無
2016/2/17 4:00	1.647	2.613	2.634	2.437	2.588	0.711	1.272	1.010*	南南西	1.4	無
2016/2/17 4:10	1.650	2.617	2.634	2.437	2.588	0.713	1.272	1.008*	南西	1.2	無
2016/2/17 4:20	1.648	2.617	2.635	2.441	2.592	0.710	1.271	1.010*	西北西	2.5	無
2016/2/17 4:30	1.647	2.620	2.634	2.445	2.587	0.711	1.272	1.008*	西	1.2	無
2016/2/17 4:40	1.648	2.617	2.637	2.438	2.582	0.710	1.271	1.008*	西北西	2.6	無
2016/2/17 4:50	1.647	2.618	2.631	2.441	2.587	0.711	1.272	1.009*	西北西	3.8	無
2016/2/17 5:00	1.648	2.617	2.632	2.441	2.589	0.711	1.272	1.009*	西北西	2.9	無
2016/2/17 5:10	1.650	2.618	2.635	2.439	2.593	0.711	1.271	1.008*	西	1.2	無
2016/2/17 5:20	1.648	2.617	2.631	2.439	2.588	0.710	1.272	1.011*	西	2.0	無
2016/2/17 5:30	1.647	2.618	2.633	2.440	2.590	0.709	1.272	1.010*	西南西	2.3	無
2016/2/17 5:40	1.648	2.615	2.633	2.440	2.587	0.708	1.270	1.008*	南南東	0.9	無
2016/2/17 5:50	1.650	2.612	2.629	2.440	2.588	0.706	1.271	1.007*	南南東	2.6	無
2016/2/17 6:00	1.648	2.613	2.631	2.438	2.589	0.706	1.271	1.009*	南南東	3.2	無
2016/2/17 6:10	1.647	2.613	2.633	2.436	2.589	0.706	1.270	1.007*	南	2.5	無
2016/2/17 6:20	1.648	2.612	2.632	2.438	2.586	0.706	1.271	1.008*	南	1.5	無
2016/2/17 6:30	1.648	2.612	2.632	2.434	2.587	0.706	1.271	1.007*	南南東	2.6	無
2016/2/17 6:40	1.647	2.610	2.632	2.439	2.588	0.703	1.270	1.007*	南東	1.1	無
2016/2/17 6:50	1.647	2.613	2.629	2.436	2.587	0.706	1.271	1.009*	南	1.1	無
2016/2/17 7:00	1.647	2.617	2.632	2.437	2.585	0.706	1.270	1.009*	南南東	0.9	無
2016/2/17 7:10	1.647	2.613	2.635	2.437	2.582	0.705	1.271	1.010*	-	CALM	無
2016/2/17 7:20	1.647	2.615	2.631	2.437	2.585	0.706	1.269	1.010*	西北西	1.1	無
2016/2/17 7:30	1.648	2.618	2.633	2.436	2.585	0.705	1.269	1.008*	西北西	1.2	無
2016/2/17 7:40	1.648	2.613	2.633	2.438	2.585	0.706	1.272	1.011*	西北西	1.7	無
2016/2/17 7:50	1.647	2.615	2.636	2.441	2.588	0.704	1.268	1.009*	西北西	2.0	無
2016/2/17 8:00	1.650	2.617	2.633	2.441	2.587	0.707	1.272	1.011*	北西	2.6	無

風速が0.5m/s未満の場合「CALM」(静穏)、この時の風向を「-」と表記する。

* 2/16 12:10～ MP-8取替に伴う代替測定。

Monitoring data by a monitoring car* at Fukushima Daiichi Nuclear Power Station (μ Sv/h)

* The data from monitoring car may deficit as the vehicle may change monitoring point.

*About the direction of the wind and the wind velocity,we are measuring with the weather observation meter of the 10m higher.

*"-": the wind velocity/"CALM":the wind direction is below 0.5m/s.

Measuring Point	Measurement Date	γ Ray	Neutron Ray	Weather	Wind Direction	Wind Velocity (m/s)
West Gate	2016/2/16 0:00	1.1	<0.01	Fine	NNW	1.7
West Gate	2016/2/16 0:10	1.1	<0.01	Fine	NNW	2.1
West Gate	2016/2/16 0:20	1.1	<0.01	Fine	NNW	1.9
West Gate	2016/2/16 0:30	1.1	<0.01	Fine	NNW	1.7
West Gate	2016/2/16 0:40	1.1	<0.01	Fine	NNW	1.8
West Gate	2016/2/16 0:50	1.1	<0.01	Fine	NNW	1.5
West Gate	2016/2/16 1:00	1.1	<0.01	Fine	NNW	1.5
West Gate	2016/2/16 1:10	1.1	<0.01	Fine	NNW	1.2
West Gate	2016/2/16 1:20	1.1	<0.01	Fine	N	1.6
West Gate	2016/2/16 1:30	1.1	<0.01	Fine	N	1.6
West Gate	2016/2/16 1:40	1.1	<0.01	Fine	N	1.9
West Gate	2016/2/16 1:50	1.1	<0.01	Fine	N	1.8
West Gate	2016/2/16 2:00	1.1	<0.01	Fine	N	1.1
West Gate	2016/2/16 2:10	1.1	<0.01	Fine	W	1.1
West Gate	2016/2/16 2:20	1.1	<0.01	Fine	W	1.3
West Gate	2016/2/16 2:30	1.1	<0.01	Fine	NNW	1.0
West Gate	2016/2/16 2:40	1.1	<0.01	Fine	WNW	1.0
West Gate	2016/2/16 2:50	1.1	<0.01	Fine	NW	0.9
West Gate	2016/2/16 3:00	1.1	<0.01	Fine	W	0.8
West Gate	2016/2/16 3:10	1.1	<0.01	Fine	W	1.3
West Gate	2016/2/16 3:20	1.1	<0.01	Fine	W	1.4
West Gate	2016/2/16 3:30	1.1	<0.01	Fine	WNW	1.0
West Gate	2016/2/16 3:40	1.1	<0.01	Fine	W	1.0
West Gate	2016/2/16 3:50	1.1	<0.01	Fine	W	1.3
West Gate	2016/2/16 4:00	1.1	<0.01	Fine	W	0.9
West Gate	2016/2/16 4:10	1.1	<0.01	Fine	-	CALM
West Gate	2016/2/16 4:20	1.1	<0.01	Fine	WNW	1.2
West Gate	2016/2/16 4:30	1.1	<0.01	Fine	WNW	1.2
West Gate	2016/2/16 4:40	1.1	<0.01	Fine	-	CALM
West Gate	2016/2/16 4:50	1.1	<0.01	Fine	W	0.7
West Gate	2016/2/16 5:00	1.1	<0.01	Fine	W	0.6
West Gate	2016/2/16 5:10	1.1	<0.01	Fine	WNW	0.6
West Gate	2016/2/16 5:20	1.1	<0.01	Fine	NW	0.9
West Gate	2016/2/16 5:30	1.1	<0.01	Fine	-	CALM
West Gate	2016/2/16 5:40	1.1	<0.01	Fine	WNW	0.6
West Gate	2016/2/16 5:50	1.1	<0.01	Fine	WNW	1.8
West Gate	2016/2/16 6:00	1.1	<0.01	Fine	WNW	1.2
West Gate	2016/2/16 6:10	1.1	<0.01	Fine	W	1.4
West Gate	2016/2/16 6:20	1.1	<0.01	Fine	W	1.7
West Gate	2016/2/16 6:30	1.1	<0.01	Fine	W	1.3
West Gate	2016/2/16 6:40	1.1	<0.01	Fine	W	0.7
West Gate	2016/2/16 6:50	1.1	<0.01	Fine	W	1.2
West Gate	2016/2/16 7:00	1.1	<0.01	Fine	W	1.9
West Gate	2016/2/16 7:10	1.1	<0.01	Fine	W	2.2
West Gate	2016/2/16 7:20	1.1	<0.01	Fine	WSW	1.8
West Gate	2016/2/16 7:30	1.1	<0.01	Fine	WSW	1.5
West Gate	2016/2/16 7:40	1.1	<0.01	Fine	W	1.7
West Gate	2016/2/16 7:50	1.1	<0.01	Fine	WSW	1.4
West Gate	2016/2/16 8:00	1.1	<0.01	Fine	SW	1.4
West Gate	2016/2/16 8:10	1.1	<0.01	Fine	SSW	1.2
West Gate	2016/2/16 8:20	1.1	<0.01	Fine	SSW	1.0
West Gate	2016/2/16 8:30	1.1	<0.01	Fine	-	CALM
West Gate	2016/2/16 8:40	1.1	<0.01	Fine	SSE	0.6
West Gate	2016/2/16 8:50	1.1	<0.01	Fine	SSW	0.7
West Gate	2016/2/16 9:00	1.1	<0.01	Fine	SSE	0.6
West Gate	2016/2/16 9:10	1.1	<0.01	Fine	S	0.8
West Gate	2016/2/16 9:20	1.1	<0.01	Fine	SE	1.7
West Gate	2016/2/16 9:30	1.1	<0.01	Fine	SSE	2.2
West Gate	2016/2/16 9:40	1.1	<0.01	Fine	SE	2.2
West Gate	2016/2/16 9:50	1.1	<0.01	Fine	SE	2.1
West Gate	2016/2/16 10:00	1.1	<0.01	Fine	SE	2.1
West Gate	2016/2/16 10:10	1.1	<0.01	Fine	SE	2.0
West Gate	2016/2/16 10:20	1.1	<0.01	Fine	S	2.7
West Gate	2016/2/16 10:30	1.1	<0.01	Fine	SSE	2.1
West Gate	2016/2/16 10:40	1.1	<0.01	Fine	WSW	1.7
West Gate	2016/2/16 10:50	1.1	<0.01	Fine	W	3.6
West Gate	2016/2/16 11:00	1.1	<0.01	Fine	WNW	3.2
West Gate	2016/2/16 11:10	1.1	<0.01	Fine	W	3.2

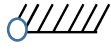
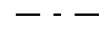
Measuring Point	Measurement Date	γ Ray	Neutron Ray	Weather	Wind Direction	Wind Velocity (m/s)
West Gate	2016/2/16 11:20	1.1	<0.01	Fine	W	3.5
West Gate	2016/2/16 11:30	1.1	<0.01	Fine	W	4.4
West Gate	2016/2/16 11:40	1.1	<0.01	Fine	W	3.8
West Gate	2016/2/16 11:50	1.1	<0.01	Fine	W	4.0
West Gate	2016/2/16 12:00	1.1	<0.01	Fine	W	4.0
West Gate	2016/2/16 12:10	1.1	<0.01	Fine	W	3.5
West Gate	2016/2/16 12:20	1.1	<0.01	Fine	W	3.1
West Gate	2016/2/16 12:30	1.1	<0.01	Fine	WSW	4.6
West Gate	2016/2/16 12:40	1.1	<0.01	Fine	SW	4.6
West Gate	2016/2/16 12:50	1.1	<0.01	Fine	SSE	5.4
West Gate	2016/2/16 13:00	1.1	<0.01	Fine	SSE	5.6
West Gate	2016/2/16 13:10	1.1	<0.01	Fine	SSE	5.6
West Gate	2016/2/16 13:20	1.1	<0.01	Fine	SSE	4.9
West Gate	2016/2/16 13:30	1.1	<0.01	Fine	SSE	5.6
West Gate	2016/2/16 13:40	1.1	<0.01	Fine	SSE	5.2
West Gate	2016/2/16 13:50	1.1	<0.01	Fine	SSE	5.6
West Gate	2016/2/16 14:00	1.1	<0.01	Fine	SSE	6.1
West Gate	2016/2/16 14:10	1.1	<0.01	Fine	S	6.3
West Gate	2016/2/16 14:20	1.1	<0.01	Fine	SSE	6.7
West Gate	2016/2/16 14:30	1.1	<0.01	Fine	S	5.8
West Gate	2016/2/16 14:40	1.1	<0.01	Fine	S	6.0
West Gate	2016/2/16 14:50	1.1	<0.01	Fine	SSE	6.7
West Gate	2016/2/16 15:00	1.1	<0.01	Fine	SSE	6.0
West Gate	2016/2/16 15:10	1.1	<0.01	Fine	S	6.4
West Gate	2016/2/16 15:20	1.1	<0.01	Fine	S	6.3
West Gate	2016/2/16 15:30	1.1	<0.01	Fine	S	6.2
West Gate	2016/2/16 15:40	1.1	<0.01	Fine	S	5.3
West Gate	2016/2/16 15:50	1.1	<0.01	Fine	S	4.7
West Gate	2016/2/16 16:00	1.1	<0.01	Fine	S	4.6
West Gate	2016/2/16 16:10	1.1	<0.01	Fine	S	6.1
West Gate	2016/2/16 16:20	1.1	<0.01	Fine	SSW	5.7
West Gate	2016/2/16 16:30	1.1	<0.01	Fine	SSW	4.5
West Gate	2016/2/16 16:40	1.1	<0.01	Fine	SSW	4.4
West Gate	2016/2/16 16:50	1.1	<0.01	Fine	SSW	4.5
West Gate	2016/2/16 17:00	1.1	<0.01	Fine	SSW	4.2
West Gate	2016/2/16 17:10	1.1	<0.01	Fine	SSW	4.3
West Gate	2016/2/16 17:20	1.1	<0.01	Fine	SSW	5.0
West Gate	2016/2/16 17:30	1.1	<0.01	Fine	SSW	4.4
West Gate	2016/2/16 17:40	1.1	<0.01	Fine	SSW	3.6
West Gate	2016/2/16 17:50	1.1	<0.01	Fine	SSW	3.3
West Gate	2016/2/16 18:00	1.1	<0.01	Fine	SSW	3.4
West Gate	2016/2/16 18:10	1.1	<0.01	Fine	SW	3.0
West Gate	2016/2/16 18:20	1.1	<0.01	Fine	SW	3.7
West Gate	2016/2/16 18:30	1.1	<0.01	Fine	SW	4.1
West Gate	2016/2/16 18:40	1.1	<0.01	Fine	SW	4.0
West Gate	2016/2/16 18:50	1.1	<0.01	Fine	SW	3.5
West Gate	2016/2/16 19:00	1.1	<0.01	Fine	SW	3.8
West Gate	2016/2/16 19:10	1.1	<0.01	Fine	SW	3.5
West Gate	2016/2/16 19:20	1.1	<0.01	Fine	SW	3.6
West Gate	2016/2/16 19:30	1.1	<0.01	Fine	SW	3.7
West Gate	2016/2/16 19:40	1.1	<0.01	Fine	SW	2.9
West Gate	2016/2/16 19:50	1.1	<0.01	Fine	WSW	1.9
West Gate	2016/2/16 20:00	1.1	<0.01	Fine	W	1.8
West Gate	2016/2/16 20:10	1.1	<0.01	Fine	W	1.5
West Gate	2016/2/16 20:20	1.1	<0.01	Fine	WSW	1.8
West Gate	2016/2/16 20:30	1.1	<0.01	Fine	WSW	2.2
West Gate	2016/2/16 20:40	1.1	<0.01	Fine	WSW	1.8
West Gate	2016/2/16 20:50	1.1	<0.01	Fine	WSW	1.7
West Gate	2016/2/16 21:00	1.1	<0.01	Fine	WSW	1.9
West Gate	2016/2/16 21:10	1.1	<0.01	Fine	WSW	2.0
West Gate	2016/2/16 21:20	1.1	<0.01	Fine	WSW	1.9
West Gate	2016/2/16 21:30	1.1	<0.01	Fine	W	2.3
West Gate	2016/2/16 21:40	1.1	<0.01	Fine	W	2.4
West Gate	2016/2/16 21:50	1.1	<0.01	Fine	W	2.5
West Gate	2016/2/16 22:00	1.1	<0.01	Fine	W	2.3
West Gate	2016/2/16 22:10	1.1	<0.01	Fine	W	2.5
West Gate	2016/2/16 22:20	1.1	<0.01	Fine	W	2.3
West Gate	2016/2/16 22:30	1.1	<0.01	Fine	W	2.0
West Gate	2016/2/16 22:40	1.1	<0.01	Fine	WNW	2.2
West Gate	2016/2/16 22:50	1.1	<0.01	Fine	WNW	2.3
West Gate	2016/2/16 23:00	1.1	<0.01	Fine	W	2.2
West Gate	2016/2/16 23:10	1.1	<0.01	Fine	W	1.9
West Gate	2016/2/16 23:20	1.1	<0.01	Fine	W	1.9
West Gate	2016/2/16 23:30	1.1	<0.01	Fine	W	2.1
West Gate	2016/2/16 23:40	1.1	<0.01	Fine	W	2.0
West Gate	2016/2/16 23:50	1.1	<0.01	Fine	W	2.4

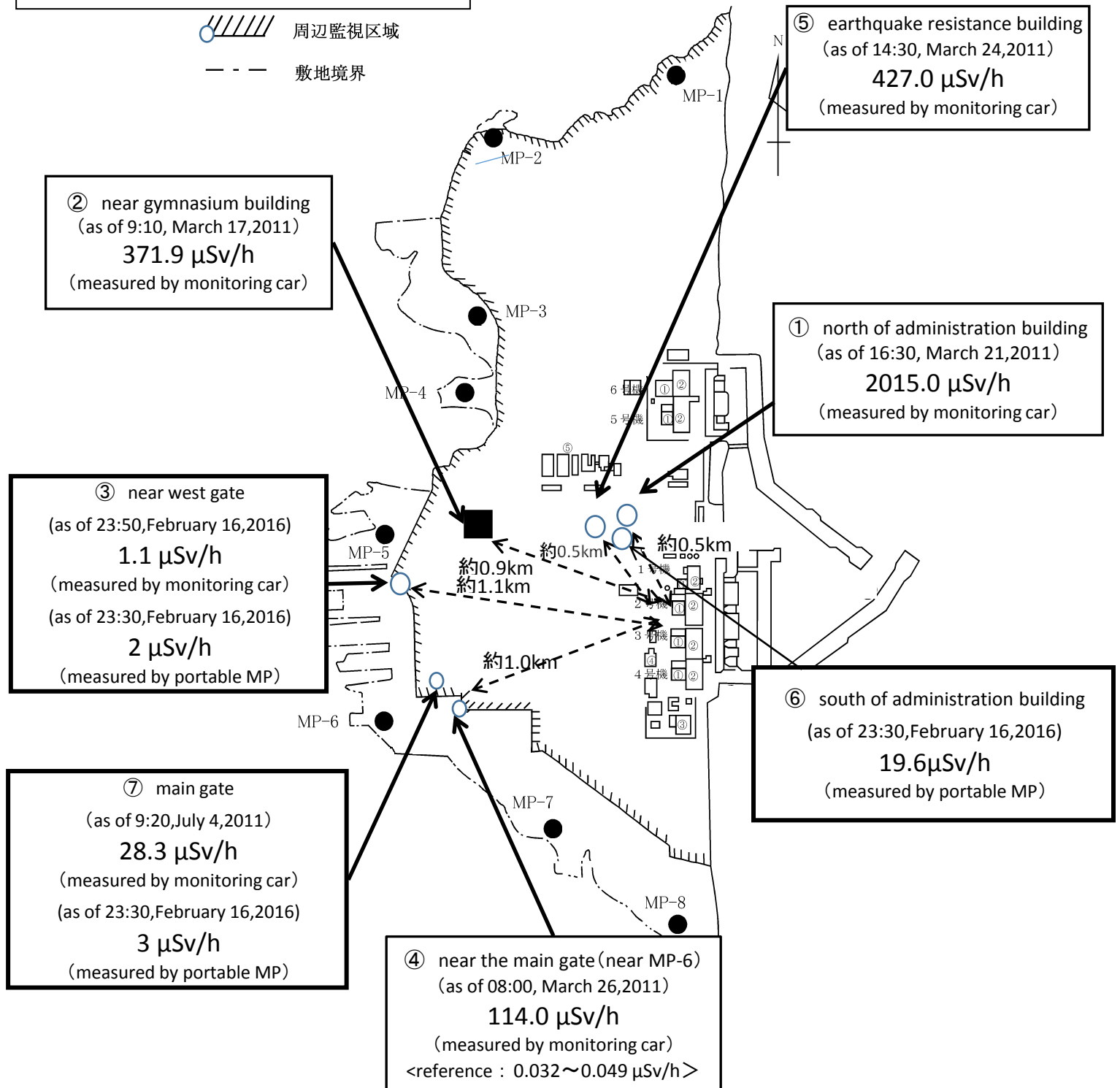
Fukushima Daiichi Nuclear Power Plant

2016/2/16

周辺監視区域: supervised outside area
敷地境界: site boundary

as of 23:50

 周辺監視区域
 敷地境界



※Reference data indicate the normal fluctuation range of airborne radiation rate.