

Fixed point Monitoring Status by Temporary Monitoring Post at Fukushima Daiichi Nuclear Power Station

Date	Radiation Dose Rate (μ Sv/h) At the Main Buiding	Radiation Dose Rate (μ Sv/h) At the Main Gate	Radiation Dose Rate (μ Sv/h) At the West Gate
2016/2/11 0:00	20	3	2
2016/2/11 0:30	20	3	2
2016/2/11 1:00	20	3	2
2016/2/11 1:30	20	3	2
2016/2/11 2:00	20	3	2
2016/2/11 2:30	20	3	2
2016/2/11 3:00	20	3	2
2016/2/11 3:30	20	3	2
2016/2/11 4:00	20	3	2
2016/2/11 4:30	20	3	2
2016/2/11 5:00	20	3	2
2016/2/11 5:30	20	3	2
2016/2/11 6:00	20	3	2
2016/2/11 6:30	20	3	2
2016/2/11 7:00	20	3	2
2016/2/11 7:30	20	3	2
2016/2/11 8:00	20	3	2
2016/2/11 8:30	20	3	2
2016/2/11 9:00	20	3	2
2016/2/11 9:30	20	3	2
2016/2/11 10:00	20	3	2
2016/2/11 10:30	20	3	2
2016/2/11 11:00	20	3	2
2016/2/11 11:30	20	3	2
2016/2/11 12:00	20	3	2
2016/2/11 12:30	20	3	2
2016/2/11 13:00	20	3	2
2016/2/11 13:30	20	3	2
2016/2/11 14:00	20	3	2
2016/2/11 14:30	20	3	2
2016/2/11 15:00	20	3	2
2016/2/11 15:30	20	3	2
2016/2/11 16:00	20	3	2
2016/2/11 16:30	20	3	2
2016/2/11 17:00	20	3	2
2016/2/11 17:30	20	3	2
2016/2/11 18:00	20	3	2
2016/2/11 18:30	19	3	2
2016/2/11 19:00	19	3	2
2016/2/11 19:30	20	3	2
2016/2/11 20:00	20	3	2
2016/2/11 20:30	19	3	2
2016/2/11 21:00	19	3	2
2016/2/11 21:30	20	3	2
2016/2/11 22:00	20	3	2
2016/2/11 22:30	20	3	2
2016/2/11 23:00	20	3	2
2016/2/11 23:30	20	3	2

福島第一原子力発電所 モニタリングポスト空間線量率

単位: $\mu\text{Sv/h}$ 単位: m/s

日時	MP								スタック		感雨
	MP-1	MP-2	MP-3	MP-4	MP-5	MP-6	MP-7	MP-8	風向	風速	
2016/2/11 8:00	1.625	2.588	2.577	2.394	2.556	0.700	1.258	1.417	北西	2.0	無
2016/2/11 8:10	1.628	2.587	2.577	2.396	2.555	0.701	1.260	1.420	北西	2.0	無
2016/2/11 8:20	1.625	2.587	2.577	2.394	2.556	0.701	1.261	1.420	北北西	2.5	無
2016/2/11 8:30	1.623	2.592	2.582	2.393	2.557	0.702	1.261	1.422	北	2.9	無
2016/2/11 8:40	1.625	2.590	2.582	2.393	2.555	0.701	1.258	1.420	北北西	4.3	無
2016/2/11 8:50	1.625	2.588	2.582	2.397	2.557	0.702	1.259	1.422	北北西	2.9	無
2016/2/11 9:00	1.628	2.590	2.581	2.393	2.557	0.702	1.260	1.418	北	2.5	無
2016/2/11 9:10	1.627	2.588	2.582	2.396	2.557	0.701	1.262	1.422	北北西	8.2	無
2016/2/11 9:20	1.625	2.588	2.584	2.396	2.560	0.700	1.260	1.422	北北西	10.3	無
2016/2/11 9:30	1.627	2.593	2.584	2.399	2.558	0.701	1.263	1.422	北北西	9.0	無
2016/2/11 9:40	1.628	2.595	2.584	2.396	2.563	0.700	1.260	1.420	北西	9.4	無
2016/2/11 9:50	1.630	2.588	2.587	2.399	2.559	0.703	1.260	1.422	北西	8.0	無
2016/2/11 10:00	1.630	2.590	2.584	2.396	2.561	0.704	1.260	1.420	北北西	9.4	無
2016/2/11 10:10	1.632	2.588	2.586	2.398	2.565	0.701	1.259	1.420	北北西	6.4	無
2016/2/11 10:20	1.628	2.593	2.587	2.397	2.564	0.704	1.260	1.422	北北西	7.3	無
2016/2/11 10:30	1.628	2.595	2.588	2.401	2.568	0.704	1.260	1.422	北北西	8.4	無
2016/2/11 10:40	1.628	2.593	2.587	2.398	2.565	0.704	1.259	1.422	北北西	7.3	無
2016/2/11 10:50	1.633	2.593	2.592	2.401	2.565	0.704	1.259	1.420	北北西	6.4	無
2016/2/11 11:00	1.632	2.600	2.589	2.402	2.571	0.705	1.260	1.420	北北西	8.5	無
2016/2/11 11:10	1.633	2.598	2.592	2.402	2.570	0.704	1.260	1.420	北北西	6.8	無
2016/2/11 11:20	1.633	2.597	2.591	2.401	2.569	0.704	1.259	1.422	北北西	7.3	無
2016/2/11 11:30	1.632	2.593	2.592	2.403	2.574	0.705	1.257	1.422	北	4.7	無
2016/2/11 11:40	1.630	2.593	2.592	2.404	2.574	0.703	1.259	1.418	北北東	5.7	無
2016/2/11 11:50	1.632	2.598	2.593	2.404	2.575	0.701	1.258	1.420	北	4.7	無
2016/2/11 12:00	1.633	2.602	2.591	2.404	2.574	0.706	1.259	1.422	北北東	5.7	無
2016/2/11 12:10	1.635	2.602	2.593	2.404	2.576	0.702	1.259	1.422	北北東	5.8	無
2016/2/11 12:20	1.635	2.598	2.593	2.406	2.574	0.705	1.260	1.422	北	5.9	無
2016/2/11 12:30	1.638	2.602	2.589	2.405	2.576	0.705	1.260	1.420	北	8.9	無
2016/2/11 12:40	1.633	2.600	2.589	2.402	2.575	0.704	1.260	1.420	北	7.0	無
2016/2/11 12:50	1.637	2.600	2.595	2.405	2.575	0.707	1.260	1.422	北北東	7.6	無
2016/2/11 13:00	1.633	2.602	2.591	2.405	2.573	0.705	1.259	1.418	北北東	8.6	無
2016/2/11 13:10	1.633	2.603	2.594	2.405	2.572	0.706	1.259	1.423	北北東	8.5	無
2016/2/11 13:20	1.635	2.603	2.594	2.403	2.577	0.704	1.260	1.422	北	7.3	無
2016/2/11 13:30	1.635	2.603	2.598	2.407	2.575	0.705	1.260	1.423	北	5.9	無
2016/2/11 13:40	1.635	2.603	2.594	2.405	2.575	0.706	1.258	1.423	北北東	7.4	無
2016/2/11 13:50	1.635	2.608	2.599	2.405	2.579	0.706	1.257	1.425	北	7.1	無
2016/2/11 14:00	1.633	2.605	2.595	2.406	2.580	0.707	1.259	1.423	北北東	8.1	無

日時	MP								スタック		感雨
	MP-1	MP-2	MP-3	MP-4	MP-5	MP-6	MP-7	MP-8	風向	風速	
2016/2/11 14:10	1.635	2.603	2.600	2.408	2.580	0.706	1.259	1.422	北北東	7.8	無
2016/2/11 14:20	1.635	2.603	2.600	2.403	2.579	0.705	1.262	1.422	北	6.7	無
2016/2/11 14:30	1.633	2.608	2.602	2.409	2.579	0.706	1.261	1.420	北北東	7.2	無
2016/2/11 14:40	1.638	2.607	2.600	2.405	2.579	0.708	1.259	1.422	北北東	8.4	無
2016/2/11 14:50	1.637	2.605	2.600	2.409	2.580	0.709	1.264	1.423	北北東	6.9	無
2016/2/11 15:00	1.633	2.605	2.599	2.408	2.572	0.706	1.264	1.423	北北東	5.7	無
2016/2/11 15:10	1.633	2.605	2.602	2.408	2.580	0.706	1.264	1.422	北北東	5.8	無
2016/2/11 15:20	1.637	2.605	2.595	2.403	2.579	0.705	1.263	1.422	北北東	5.0	無
2016/2/11 15:30	1.635	2.605	2.600	2.410	2.579	0.706	1.264	1.425	北北東	6.8	無
2016/2/11 15:40	1.637	2.607	2.600	2.406	2.582	0.706	1.264	1.420	北東	6.0	無
2016/2/11 15:50	1.635	2.603	2.603	2.408	2.582	0.707	1.262	1.420	北北東	5.0	無
2016/2/11 16:00	1.637	2.607	2.604	2.411	2.581	0.708	1.262	1.423	北	3.7	無
2016/2/11 16:10	1.635	2.605	2.602	2.411	2.584	0.707	1.263	1.422	北西	6.1	無
2016/2/11 16:20	1.638	2.607	2.602	2.410	2.582	0.708	1.264	1.425	北西	6.2	無
2016/2/11 16:30	1.637	2.605	2.599	2.405	2.584	0.708	1.262	1.427	北西	5.0	無
2016/2/11 16:40	1.637	2.607	2.602	2.408	2.580	0.707	1.264	1.423	北西	5.6	無
2016/2/11 16:50	1.637	2.605	2.600	2.407	2.582	0.709	1.265	1.420	北北西	5.8	無
2016/2/11 17:00	1.635	2.607	2.600	2.410	2.581	0.708	1.262	1.422	北北西	5.8	無
2016/2/11 17:10	1.635	2.605	2.602	2.406	2.578	0.706	1.263	1.422	北北西	5.1	無
2016/2/11 17:20	1.635	2.605	2.597	2.410	2.580	0.706	1.263	1.423	北北西	4.9	無
2016/2/11 17:30	1.635	2.607	2.598	2.405	2.581	0.705	1.264	1.422	北北西	5.2	無
2016/2/11 17:40	1.635	2.608	2.597	2.407	2.583	0.707	1.262	1.422	北北西	4.4	無
2016/2/11 17:50	1.637	2.602	2.595	2.402	2.578	0.707	1.261	1.422	北北西	4.2	無
2016/2/11 18:00	1.635	2.600	2.593	2.404	2.580	0.707	1.262	1.422	北北西	3.9	無
2016/2/11 18:10	1.635	2.602	2.595	2.403	2.579	0.705	1.260	1.420	北北西	3.7	無
2016/2/11 18:20	1.635	2.602	2.596	2.405	2.576	0.704	1.259	1.422	北北西	3.7	無
2016/2/11 18:30	1.633	2.602	2.595	2.404	2.577	0.705	1.262	1.422	北西	3.4	無
2016/2/11 18:40	1.632	2.600	2.593	2.402	2.577	0.707	1.260	1.420	西北西	3.6	無
2016/2/11 18:50	1.633	2.598	2.594	2.401	2.576	0.706	1.258	1.420	西北西	3.2	無
2016/2/11 19:00	1.632	2.600	2.593	2.403	2.577	0.705	1.258	1.420	北西	3.8	無
2016/2/11 19:10	1.633	2.602	2.593	2.403	2.577	0.704	1.259	1.420	北西	3.7	無
2016/2/11 19:20	1.633	2.597	2.594	2.401	2.578	0.704	1.260	1.420	西北西	3.8	無
2016/2/11 19:30	1.635	2.598	2.594	2.404	2.578	0.706	1.260	1.418	北西	4.0	無
2016/2/11 19:40	1.633	2.597	2.594	2.401	2.574	0.705	1.259	1.418	西北西	3.1	無
2016/2/11 19:50	1.635	2.598	2.592	2.402	2.575	0.704	1.259	1.418	北西	3.5	無
2016/2/11 20:00	1.632	2.602	2.597	2.401	2.576	0.704	1.259	1.418	北北西	5.1	無

日時	MP								スタック		感雨
	MP-1	MP-2	MP-3	MP-4	MP-5	MP-6	MP-7	MP-8	風向	風速	
2016/2/11 20:10	1.630	2.603	2.594	2.399	2.580	0.705	1.258	1.418	北北西	4.2	無
2016/2/11 20:20	1.632	2.602	2.593	2.402	2.575	0.704	1.259	1.418	北西	3.4	無
2016/2/11 20:30	1.630	2.598	2.593	2.398	2.575	0.703	1.257	1.418	北西	3.3	無
2016/2/11 20:40	1.633	2.598	2.590	2.400	2.574	0.703	1.259	1.418	北北西	3.7	無
2016/2/11 20:50	1.632	2.598	2.591	2.401	2.575	0.704	1.259	1.418	北北西	3.4	無
2016/2/11 21:00	1.628	2.602	2.594	2.402	2.574	0.705	1.262	1.417	北北西	3.4	無
2016/2/11 21:10	1.632	2.600	2.593	2.403	2.572	0.704	1.260	1.417	北北西	4.5	無
2016/2/11 21:20	1.632	2.597	2.591	2.400	2.571	0.704	1.260	1.417	北北西	4.4	無
2016/2/11 21:30	1.630	2.600	2.590	2.400	2.573	0.703	1.260	1.418	北西	4.6	無
2016/2/11 21:40	1.630	2.600	2.595	2.406	2.572	0.704	1.258	1.415	北北西	3.6	無
2016/2/11 21:50	1.632	2.602	2.588	2.400	2.576	0.702	1.260	1.415	北北西	3.5	無
2016/2/11 22:00	1.632	2.602	2.590	2.397	2.573	0.703	1.259	1.415	北北西	3.4	無
2016/2/11 22:10	1.632	2.598	2.595	2.403	2.573	0.702	1.258	1.417	北西	4.3	無
2016/2/11 22:20	1.630	2.598	2.590	2.400	2.566	0.703	1.261	1.417	北西	3.3	無
2016/2/11 22:30	1.630	2.595	2.588	2.400	2.570	0.702	1.259	1.415	北北西	3.0	無
2016/2/11 22:40	1.627	2.597	2.590	2.400	2.570	0.703	1.259	1.415	北西	2.8	無
2016/2/11 22:50	1.630	2.597	2.591	2.400	2.570	0.703	1.258	1.418	北西	3.2	無
2016/2/11 23:00	1.630	2.597	2.591	2.401	2.571	0.703	1.258	1.417	北北西	3.1	無
2016/2/11 23:10	1.630	2.597	2.589	2.400	2.573	0.702	1.259	1.417	北北西	3.0	無
2016/2/11 23:20	1.628	2.598	2.590	2.399	2.569	0.704	1.260	1.417	北北西	2.9	無
2016/2/11 23:30	1.628	2.597	2.585	2.400	2.570	0.703	1.257	1.415	北北西	3.2	無
2016/2/11 23:40	1.630	2.598	2.589	2.400	2.571	0.703	1.258	1.415	北北西	3.1	無
2016/2/11 23:50	1.627	2.595	2.589	2.400	2.569	0.704	1.258	1.412	北西	3.0	無
2016/2/12 0:00	1.628	2.597	2.589	2.400	2.566	0.702	1.259	1.417	北西	3.4	無
2016/2/12 0:10	1.628	2.597	2.591	2.400	2.571	0.703	1.259	1.415	西北西	2.6	無
2016/2/12 0:20	1.628	2.597	2.590	2.402	2.570	0.703	1.259	1.417	西北西	2.5	無
2016/2/12 0:30	1.628	2.597	2.590	2.395	2.567	0.703	1.258	1.415	北西	2.5	無
2016/2/12 0:40	1.623	2.597	2.589	2.399	2.567	0.703	1.257	1.417	北西	2.3	無
2016/2/12 0:50	1.627	2.597	2.591	2.399	2.569	0.701	1.259	1.415	北北西	2.3	無
2016/2/12 1:00	1.627	2.597	2.587	2.401	2.568	0.702	1.259	1.415	北北西	2.5	無
2016/2/12 1:10	1.627	2.598	2.587	2.398	2.569	0.703	1.259	1.415	北北西	2.8	無
2016/2/12 1:20	1.627	2.595	2.589	2.397	2.567	0.700	1.257	1.417	北北西	3.1	無
2016/2/12 1:30	1.623	2.595	2.589	2.400	2.567	0.702	1.258	1.417	北北西	3.5	無
2016/2/12 1:40	1.625	2.593	2.590	2.397	2.567	0.701	1.258	1.417	北北西	2.9	無
2016/2/12 1:50	1.627	2.597	2.586	2.400	2.566	0.703	1.259	1.417	北北西	3.0	無
2016/2/12 2:00	1.628	2.593	2.589	2.396	2.563	0.702	1.258	1.415	北北西	3.4	無

日時	MP								スタック		感雨
	MP-1	MP-2	MP-3	MP-4	MP-5	MP-6	MP-7	MP-8	風向	風速	
2016/2/12 2:10	1.628	2.592	2.587	2.398	2.566	0.703	1.257	1.417	北西	2.9	無
2016/2/12 2:20	1.627	2.595	2.589	2.397	2.569	0.703	1.259	1.417	北西	2.3	無
2016/2/12 2:30	1.628	2.595	2.589	2.397	2.565	0.702	1.259	1.417	北西	2.3	無
2016/2/12 2:40	1.625	2.593	2.587	2.399	2.566	0.701	1.260	1.417	北西	2.2	無
2016/2/12 2:50	1.628	2.593	2.586	2.397	2.569	0.702	1.259	1.415	北西	2.3	無
2016/2/12 3:00	1.628	2.593	2.587	2.397	2.568	0.702	1.256	1.417	北西	1.9	無
2016/2/12 3:10	1.627	2.590	2.588	2.397	2.563	0.700	1.258	1.418	北西	2.2	無
2016/2/12 3:20	1.625	2.592	2.589	2.398	2.566	0.702	1.258	1.418	北西	1.7	無
2016/2/12 3:30	1.627	2.593	2.586	2.396	2.566	0.704	1.257	1.418	北西	1.5	無
2016/2/12 3:40	1.625	2.593	2.586	2.396	2.567	0.703	1.259	1.418	北西	1.2	無
2016/2/12 3:50	1.627	2.595	2.589	2.395	2.563	0.702	1.257	1.413	北西	0.9	無
2016/2/12 4:00	1.628	2.597	2.582	2.398	2.563	0.702	1.257	1.418	北西	1.2	無
2016/2/12 4:10	1.625	2.592	2.587	2.398	2.563	0.702	1.257	1.415	北西	1.2	無
2016/2/12 4:20	1.623	2.590	2.586	2.399	2.562	0.700	1.256	1.417	北西	0.9	無
2016/2/12 4:30	1.627	2.590	2.587	2.399	2.563	0.702	1.259	1.417	北西	0.8	無
2016/2/12 4:40	1.625	2.590	2.588	2.396	2.563	0.701	1.259	1.417	-	CALM	無
2016/2/12 4:50	1.625	2.590	2.585	2.399	2.563	0.702	1.258	1.417	-	CALM	無
2016/2/12 5:00	1.623	2.593	2.585	2.397	2.564	0.700	1.257	1.418	南南西	0.8	無
2016/2/12 5:10	1.625	2.593	2.584	2.396	2.562	0.700	1.258	1.415	南南西	1.1	無
2016/2/12 5:20	1.627	2.593	2.588	2.397	2.563	0.701	1.256	1.415	南	1.5	無
2016/2/12 5:30	1.622	2.593	2.586	2.397	2.562	0.700	1.258	1.418	南南西	2.0	無
2016/2/12 5:40	1.622	2.588	2.581	2.395	2.557	0.701	1.256	1.418	南南西	1.9	無
2016/2/12 5:50	1.625	2.587	2.586	2.396	2.561	0.698	1.258	1.417	南南西	1.9	無
2016/2/12 6:00	1.625	2.590	2.586	2.395	2.559	0.699	1.255	1.415	南南西	1.9	無
2016/2/12 6:10	1.625	2.590	2.588	2.398	2.560	0.698	1.257	1.415	南	1.9	無
2016/2/12 6:20	1.625	2.592	2.584	2.395	2.563	0.699	1.254	1.417	南	1.9	無
2016/2/12 6:30	1.625	2.590	2.583	2.399	2.559	0.699	1.256	1.417	南南東	1.9	無
2016/2/12 6:40	1.622	2.588	2.587	2.394	2.560	0.698	1.255	1.415	南南東	2.3	無
2016/2/12 6:50	1.625	2.592	2.582	2.398	2.560	0.699	1.256	1.418	南	2.5	無
2016/2/12 7:00	1.628	2.592	2.585	2.397	2.558	0.700	1.257	1.417	南	2.5	無
2016/2/12 7:10	1.627	2.590	2.586	2.392	2.560	0.699	1.259	1.415	南	3.1	無
2016/2/12 7:20	1.625	2.592	2.583	2.396	2.560	0.699	1.258	1.417	南	3.3	無
2016/2/12 7:30	1.623	2.590	2.582	2.396	2.559	0.696	1.258	1.417	南	3.8	無
2016/2/12 7:40	1.625	2.593	2.584	2.398	2.558	0.697	1.258	1.415	南	3.8	無
2016/2/12 7:50	1.627	2.592	2.586	2.397	2.560	0.698	1.257	1.417	南	3.7	無
2016/2/12 8:00	1.628	2.588	2.586	2.396	2.561	0.698	1.258	1.418	南南東	3.7	無

風速が0.5m/s未満の場合「CALM」(静穏)、この時の風向を「-」と表記する。

Monitoring data by a monitoring car* at Fukushima Daiichi Nuclear Power Station (μ Sv/h)

* The data from monitoring car may deficit as the vehicle may change monitoring point.

*About the direction of the wind and the wind velocity,we are measuring with the weather observation meter of the 10m higher.

*"-": the wind velocity/"CALM":the wind direction is below 0.5m/s.

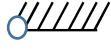

Measuring Point	Measurement Date	γ Ray	Neutron Ray	Weather	Wind Direction	Wind Velocity (m/s)
West Gate	2016/2/11 0:00	1.1	<0.01	Fine	WNW	5.3
West Gate	2016/2/11 0:10	1.1	<0.01	Fine	W	4.8
West Gate	2016/2/11 0:20	1.1	<0.01	Fine	WNW	3.3
West Gate	2016/2/11 0:30	1.1	<0.01	Fine	S	1.9
West Gate	2016/2/11 0:40	1.1	<0.01	Fine	S	0.9
West Gate	2016/2/11 0:50	1.1	<0.01	Fine	S	0.8
West Gate	2016/2/11 1:00	1.1	<0.01	Fine	SSW	1.2
West Gate	2016/2/11 1:10	1.1	<0.01	Fine	W	0.9
West Gate	2016/2/11 1:20	1.1	<0.01	Fine	WNW	2.1
West Gate	2016/2/11 1:30	1.1	<0.01	Fine	W	1.4
West Gate	2016/2/11 1:40	1.1	<0.01	Fine	SW	1.6
West Gate	2016/2/11 1:50	1.1	<0.01	Fine	SW	1.3
West Gate	2016/2/11 2:00	1.1	<0.01	Fine	SW	1.5
West Gate	2016/2/11 2:10	1.1	<0.01	Fine	W	1.4
West Gate	2016/2/11 2:20	1.1	<0.01	Fine	W	1.2
West Gate	2016/2/11 2:30	1.1	<0.01	Fine	W	2.1
West Gate	2016/2/11 2:40	1.1	<0.01	Fine	W	2.5
West Gate	2016/2/11 2:50	1.1	<0.01	Fine	W	2.5
West Gate	2016/2/11 3:00	1.1	<0.01	Fine	W	2.5
West Gate	2016/2/11 3:10	1.1	<0.01	Fine	W	1.5
West Gate	2016/2/11 3:20	1.1	<0.01	Fine	WSW	0.6
West Gate	2016/2/11 3:30	1.1	<0.01	Fine	SSE	0.7
West Gate	2016/2/11 3:40	1.1	<0.01	Fine	SSW	1.2
West Gate	2016/2/11 3:50	1.1	<0.01	Fine	SSW	1.4
West Gate	2016/2/11 4:00	1.1	<0.01	Fine	SW	1.4
West Gate	2016/2/11 4:10	1.1	<0.01	Fine	SW	1.7
West Gate	2016/2/11 4:20	1.1	<0.01	Fine	SW	2.2
West Gate	2016/2/11 4:30	1.1	<0.01	Fine	SW	1.9
West Gate	2016/2/11 4:40	1.1	<0.01	Fine	SW	1.5
West Gate	2016/2/11 4:50	1.1	<0.01	Fine	WSW	1.1
West Gate	2016/2/11 5:00	1.1	<0.01	Fine	WSW	1.4
West Gate	2016/2/11 5:10	1.1	<0.01	Fine	WSW	1.2
West Gate	2016/2/11 5:20	1.1	<0.01	Fine	W	1.3
West Gate	2016/2/11 5:30	1.1	<0.01	Fine	WSW	1.7
West Gate	2016/2/11 5:40	1.1	<0.01	Fine	W	2.2
West Gate	2016/2/11 5:50	1.1	<0.01	Fine	W	2.1
West Gate	2016/2/11 6:00	1.1	<0.01	Fine	W	1.8
West Gate	2016/2/11 6:10	1.1	<0.01	Fine	W	1.5
West Gate	2016/2/11 6:20	1.1	<0.01	Fine	W	1.4
West Gate	2016/2/11 6:30	1.1	<0.01	Fine	W	1.4
West Gate	2016/2/11 6:40	1.1	<0.01	Fine	W	1.3
West Gate	2016/2/11 6:50	1.1	<0.01	Fine	W	1.5
West Gate	2016/2/11 7:00	1.1	<0.01	Fine	WNW	2.0
West Gate	2016/2/11 7:10	1.1	<0.01	Fine	WNW	1.5
West Gate	2016/2/11 7:20	1.1	<0.01	Fine	W	0.8
West Gate	2016/2/11 7:30	1.1	<0.01	Fine	W	1.0
West Gate	2016/2/11 7:40	1.1	<0.01	Fine	WNW	0.9
West Gate	2016/2/11 7:50	1.1	<0.01	Fine	WNW	0.9
West Gate	2016/2/11 8:00	1.1	<0.01	Fine	WNW	0.9
West Gate	2016/2/11 8:10	1.1	<0.01	Fine	NNW	0.9
West Gate	2016/2/11 8:20	1.1	<0.01	Fine	N	1.8
West Gate	2016/2/11 8:30	1.1	<0.01	Fine	N	2.0
West Gate	2016/2/11 8:40	1.1	<0.01	Fine	N	2.4
West Gate	2016/2/11 8:50	1.1	<0.01	Fine	NNE	1.8
West Gate	2016/2/11 9:00	1.1	<0.01	Fine	NNE	1.6
West Gate	2016/2/11 9:10	1.1	<0.01	Fine	NNW	3.4
West Gate	2016/2/11 9:20	1.1	<0.01	Fine	NNW	4.3
West Gate	2016/2/11 9:30	1.1	<0.01	Fine	NNW	4.3
West Gate	2016/2/11 9:40	1.1	<0.01	Fine	NNW	3.1
West Gate	2016/2/11 9:50	1.1	<0.01	Fine	NW	3.2
West Gate	2016/2/11 10:00	1.1	<0.01	Fine	NNW	3.8
West Gate	2016/2/11 10:10	1.1	<0.01	Fine	N	3.2
West Gate	2016/2/11 10:20	1.1	<0.01	Fine	NNW	3.9
West Gate	2016/2/11 10:30	1.1	<0.01	Fine	N	4.3
West Gate	2016/2/11 10:40	1.1	<0.01	Fine	NNW	4.5
West Gate	2016/2/11 10:50	1.1	<0.01	Fine	N	3.7
West Gate	2016/2/11 11:00	1.1	<0.01	Fine	NNW	3.9
West Gate	2016/2/11 11:10	1.1	<0.01	Fine	N	3.8

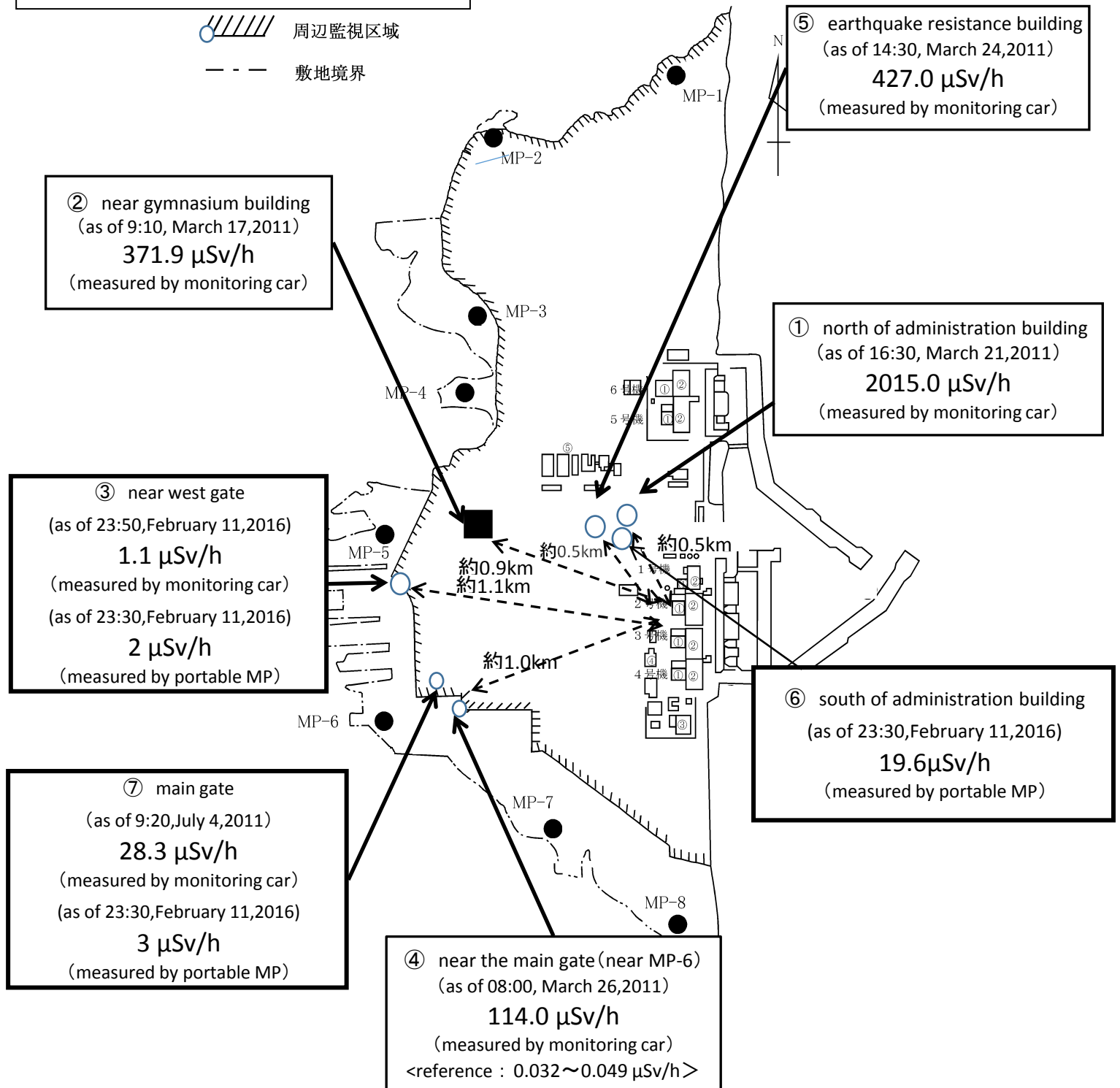
Measuring Point	Measurement Date	γ Ray	Neutron Ray	Weather	Wind Direction	Wind Velocity (m/s)
West Gate	2016/2/11 11:20	1.1	<0.01	Fine	NNW	3.5
West Gate	2016/2/11 11:30	1.1	<0.01	Fine	NNE	3.0
West Gate	2016/2/11 11:40	1.1	<0.01	Fine	NE	3.7
West Gate	2016/2/11 11:50	1.1	<0.01	Fine	NNE	2.8
West Gate	2016/2/11 12:00	1.1	<0.01	Fine	NNE	4.0
West Gate	2016/2/11 12:10	1.1	<0.01	Fine	NE	4.5
West Gate	2016/2/11 12:20	1.1	<0.01	Fine	NNE	3.7
West Gate	2016/2/11 12:30	1.1	<0.01	Fine	NE	4.8
West Gate	2016/2/11 12:40	1.1	<0.01	Fine	NNE	4.8
West Gate	2016/2/11 12:50	1.1	<0.01	Fine	NNE	4.5
West Gate	2016/2/11 13:00	1.1	<0.01	Fine	NNE	4.9
West Gate	2016/2/11 13:10	1.1	<0.01	Fine	NNE	4.8
West Gate	2016/2/11 13:20	1.1	<0.01	Fine	NNE	4.7
West Gate	2016/2/11 13:30	1.1	<0.01	Fine	N	3.8
West Gate	2016/2/11 13:40	1.1	<0.01	Fine	NNE	3.9
West Gate	2016/2/11 13:50	1.1	<0.01	Fine	NNE	4.2
West Gate	2016/2/11 14:00	1.1	<0.01	Fine	NNE	4.8
West Gate	2016/2/11 14:10	1.1	<0.01	Fine	NE	4.9
West Gate	2016/2/11 14:20	1.1	<0.01	Fine	NNE	4.0
West Gate	2016/2/11 14:30	1.1	<0.01	Fine	NNE	3.3
West Gate	2016/2/11 14:40	1.1	<0.01	Fine	NNE	4.6
West Gate	2016/2/11 14:50	1.1	<0.01	Fine	NNE	3.7
West Gate	2016/2/11 15:00	1.1	<0.01	Fine	NNE	4.0
West Gate	2016/2/11 15:10	1.1	<0.01	Fine	NNE	3.7
West Gate	2016/2/11 15:20	1.1	<0.01	Fine	NE	3.4
West Gate	2016/2/11 15:30	1.1	<0.01	Fine	NNE	4.2
West Gate	2016/2/11 15:40	1.1	<0.01	Fine	NE	5.0
West Gate	2016/2/11 15:50	1.1	<0.01	Fine	NE	2.9
West Gate	2016/2/11 16:00	1.1	<0.01	Fine	N	1.5
West Gate	2016/2/11 16:10	1.1	<0.01	Fine	NNW	1.8
West Gate	2016/2/11 16:20	1.1	<0.01	Fine	NW	1.6
West Gate	2016/2/11 16:30	1.1	<0.01	Fine	NW	1.7
West Gate	2016/2/11 16:40	1.1	<0.01	Fine	NW	1.7
West Gate	2016/2/11 16:50	1.1	<0.01	Fine	NNW	2.2
West Gate	2016/2/11 17:00	1.1	<0.01	Fine	NNW	1.5
West Gate	2016/2/11 17:10	1.1	<0.01	Fine	NNW	1.5
West Gate	2016/2/11 17:20	1.1	<0.01	Fine	NNW	1.5
West Gate	2016/2/11 17:30	1.1	<0.01	Fine	NNW	1.1
West Gate	2016/2/11 17:40	1.1	<0.01	Fine	NW	0.6
West Gate	2016/2/11 17:50	1.1	<0.01	Fine	NW	1.2
West Gate	2016/2/11 18:00	1.1	<0.01	Fine	WNW	0.9
West Gate	2016/2/11 18:10	1.1	<0.01	Fine	W	0.7
West Gate	2016/2/11 18:20	1.1	<0.01	Fine	WSW	1.0
West Gate	2016/2/11 18:30	1.1	<0.01	Fine	W	1.8
West Gate	2016/2/11 18:40	1.1	<0.01	Fine	W	1.7
West Gate	2016/2/11 18:50	1.1	<0.01	Fine	WNW	1.6
West Gate	2016/2/11 19:00	1.1	<0.01	Fine	WNW	1.8
West Gate	2016/2/11 19:10	1.1	<0.01	Fine	W	1.9
West Gate	2016/2/11 19:20	1.1	<0.01	Fine	W	1.8
West Gate	2016/2/11 19:30	1.1	<0.01	Fine	W	1.6
West Gate	2016/2/11 19:40	1.1	<0.01	Fine	WNW	1.0
West Gate	2016/2/11 19:50	1.1	<0.01	Fine	WNW	1.5
West Gate	2016/2/11 20:00	1.1	<0.01	Fine	WNW	1.1
West Gate	2016/2/11 20:10	1.1	<0.01	Fine	WNW	1.4
West Gate	2016/2/11 20:20	1.1	<0.01	Fine	WNW	1.5
West Gate	2016/2/11 20:30	1.1	<0.01	Fine	WNW	1.2
West Gate	2016/2/11 20:40	1.1	<0.01	Fine	WNW	0.8
West Gate	2016/2/11 20:50	1.1	<0.01	Fine	NW	0.7
West Gate	2016/2/11 21:00	1.1	<0.01	Fine	WNW	1.4
West Gate	2016/2/11 21:10	1.1	<0.01	Fine	NW	1.0
West Gate	2016/2/11 21:20	1.1	<0.01	Fine	WNW	1.8
West Gate	2016/2/11 21:30	1.1	<0.01	Fine	WNW	1.7
West Gate	2016/2/11 21:40	1.1	<0.01	Fine	WNW	1.9
West Gate	2016/2/11 21:50	1.1	<0.01	Fine	NW	1.2
West Gate	2016/2/11 22:00	1.1	<0.01	Fine	WNW	1.4
West Gate	2016/2/11 22:10	1.1	<0.01	Fine	W	2.1
West Gate	2016/2/11 22:20	1.1	<0.01	Fine	WNW	2.0
West Gate	2016/2/11 22:30	1.1	<0.01	Fine	WNW	1.3
West Gate	2016/2/11 22:40	1.1	<0.01	Fine	W	1.9
West Gate	2016/2/11 22:50	1.1	<0.01	Fine	WNW	2.1
West Gate	2016/2/11 23:00	1.1	<0.01	Fine	WNW	2.1
West Gate	2016/2/11 23:10	1.1	<0.01	Fine	W	2.1
West Gate	2016/2/11 23:20	1.1	<0.01	Fine	W	1.6
West Gate	2016/2/11 23:30	1.1	<0.01	Fine	WNW	2.0
West Gate	2016/2/11 23:40	1.1	<0.01	Fine	WNW	2.1
West Gate	2016/2/11 23:50	1.1	<0.01	Fine	W	2.0

Fukushima Daiichi Nuclear Power Plant

2016/2/11
as of 23:50

周辺監視区域: supervised outside area
敷地境界: site boundary

 周辺監視区域
 敷地境界



※Reference data indicate the normal fluctuation range of airborne radiation rate.