

Fixed point Monitoring Status by Temporary Monitoring Post at Fukushima Daiichi Nuclear Power Station

Date	Radiation Dose Rate (μ Sv/h) At the Main Buiding	Radiation Dose Rate (μ Sv/h) At the Main Gate	Radiation Dose Rate (μ Sv/h) At the West Gate
2015/12/27 0:00	76	3	2
2015/12/27 0:30	76	3	2
2015/12/27 1:00	76	3	2
2015/12/27 1:30	76	3	2
2015/12/27 2:00	76	3	2
2015/12/27 2:30	76	3	2
2015/12/27 3:00	76	3	2
2015/12/27 3:30	76	3	2
2015/12/27 4:00	76	3	2
2015/12/27 4:30	76	3	2
2015/12/27 5:00	76	3	2
2015/12/27 5:30	76	3	2
2015/12/27 6:00	76	3	2
2015/12/27 6:30	76	3	2
2015/12/27 7:00	76	3	2
2015/12/27 7:30	76	3	2
2015/12/27 8:00	76	3	2
2015/12/27 8:30	76	3	2
2015/12/27 9:00	76	3	2
2015/12/27 9:30	76	3	2
2015/12/27 10:00	76	3	2
2015/12/27 10:30	76	3	2
2015/12/27 11:00	76	3	2
2015/12/27 11:30	76	3	2
2015/12/27 12:00	76	3	2
2015/12/27 12:30	76	3	2
2015/12/27 13:00	76	3	2
2015/12/27 13:30	76	3	2
2015/12/27 14:00	76	3	2
2015/12/27 14:30	76	3	2
2015/12/27 15:00	76	3	2
2015/12/27 15:30	76	3	2
2015/12/27 16:00	76	3	2
2015/12/27 16:30	76	3	2
2015/12/27 17:00	76	3	2
2015/12/27 17:30	76	3	2
2015/12/27 18:00	76	3	2
2015/12/27 18:30	76	3	2
2015/12/27 19:00	76	3	2
2015/12/27 19:30	77	3	2
2015/12/27 20:00	77	3	2
2015/12/27 20:30	77	3	2
2015/12/27 21:00	77	3	2
2015/12/27 21:30	77	3	2
2015/12/27 22:00	78	3	2
2015/12/27 22:30	78	3	2
2015/12/27 23:00	78	3	2
2015/12/27 23:30	78	3	2

福島第一原子力発電所 モニタリングポスト空間線量率

単位: $\mu\text{Sv/h}$

単位: m/s

日時	MP								スタック		感雨
	MP-1	MP-2	MP-3	MP-4	MP-5	MP-6	MP-7	MP-8	風向	風速	
2015/12/27 8:00	1.670	2.650	3.103	2.873	2.620	0.738	1.520	1.452	北北西	6.4	無
2015/12/27 8:10	1.672	2.652	3.100	2.870	2.624	0.737	1.523	1.450	北北西	5.8	無
2015/12/27 8:20	1.670	2.650	3.102	2.872	2.621	0.736	1.522	1.452	北北西	7.8	無
2015/12/27 8:30	1.670	2.647	3.107	2.870	2.621	0.737	1.522	1.452	北北西	7.0	無
2015/12/27 8:40	1.670	2.648	3.102	2.870	2.620	0.737	1.522	1.452	北北西	7.3	無
2015/12/27 8:50	1.668	2.647	3.102	2.870	2.622	0.738	1.523	1.452	北西	6.2	無
2015/12/27 9:00	1.668	2.645	3.102	2.870	2.625	0.738	1.520	1.448	北北西	7.6	無
2015/12/27 9:10	1.668	2.645	3.103	2.867	2.618	0.737	1.522	1.448	北北西	4.1	無
2015/12/27 9:20	1.668	2.643	3.098	2.870	2.623	0.739	1.522	1.452	北北西	6.5	無
2015/12/27 9:30	1.665	2.643	3.100	2.870	2.618	0.739	1.523	1.455	北西	8.4	無
2015/12/27 9:40	1.665	2.643	3.097	2.868	2.620	0.739	1.522	1.450	北西	8.1	無
2015/12/27 9:50	1.665	2.645	3.098	2.867	2.621	0.737	1.520	1.453	北北西	9.0	無
2015/12/27 10:00	1.667	2.643	3.095	2.870	2.623	0.737	1.518	1.453	北北西	9.0	無
2015/12/27 10:10	1.662	2.643	3.097	2.868	2.621	0.737	1.522	1.452	北北西	8.8	無
2015/12/27 10:20	1.663	2.640	3.098	2.868	2.621	0.735	1.518	1.453	北北西	8.8	無
2015/12/27 10:30	1.663	2.643	3.098	2.872	2.622	0.737	1.518	1.453	北西	8.9	無
2015/12/27 10:40	1.665	2.643	3.100	2.870	2.623	0.737	1.520	1.450	北西	8.3	無
2015/12/27 10:50	1.660	2.640	3.102	2.868	2.621	0.739	1.522	1.448	北北西	8.9	無
2015/12/27 11:00	1.663	2.637	3.102	2.867	2.624	0.737	1.522	1.455	北西	9.5	無
2015/12/27 11:10	1.665	2.643	3.098	2.870	2.624	0.737	1.523	1.455	北西	8.5	無
2015/12/27 11:20	1.660	2.645	3.102	2.870	2.619	0.736	1.522	1.453	北西	7.4	無
2015/12/27 11:30	1.657	2.647	3.100	2.870	2.622	0.737	1.523	1.453	北西	6.5	無
2015/12/27 11:40	1.662	2.647	3.102	2.872	2.623	0.738	1.522	1.453	北西	9.0	無
2015/12/27 11:50	1.658	2.647	3.102	2.872	2.623	0.737	1.520	1.455	北西	9.6	無
2015/12/27 12:00	1.665	2.650	3.102	2.872	2.626	0.739	1.522	1.453	北西	9.6	無
2015/12/27 12:10	1.663	2.645	3.100	2.872	2.625	0.736	1.523	1.452	北西	10.0	無
2015/12/27 12:20	1.663	2.648	3.103	2.872	2.624	0.739	1.523	1.453	北西	7.1	無
2015/12/27 12:30	1.662	2.650	3.103	2.873	2.626	0.738	1.523	1.457	北西	7.8	無
2015/12/27 12:40	1.662	2.652	3.105	2.873	2.627	0.738	1.525	1.453	北西	5.9	無
2015/12/27 12:50	1.663	2.648	3.102	2.873	2.627	0.737	1.523	1.455	北西	5.2	無
2015/12/27 13:00	1.665	2.650	3.105	2.873	2.628	0.737	1.523	1.453	北北西	6.6	無
2015/12/27 13:10	1.663	2.650	3.103	2.877	2.626	0.739	1.522	1.453	北西	7.3	無
2015/12/27 13:20	1.665	2.647	3.105	2.873	2.627	0.736	1.522	1.455	北北西	6.9	無
2015/12/27 13:30	1.665	2.647	3.105	2.873	2.629	0.736	1.518	1.452	北西	8.0	無
2015/12/27 13:40	1.663	2.647	3.102	2.872	2.627	0.738	1.522	1.453	北北西	9.5	無
2015/12/27 13:50	1.665	2.648	3.103	2.872	2.628	0.738	1.522	1.452	北北西	7.8	無
2015/12/27 14:00	1.663	2.650	3.102	2.873	2.630	0.737	1.522	1.453	北西	7.9	無

日時	MP								スタック		感雨
	MP-1	MP-2	MP-3	MP-4	MP-5	MP-6	MP-7	MP-8	風向	風速	
2015/12/27 14:10	1.665	2.653	3.107	2.873	2.631	0.738	1.522	1.452	北北西	8.6	無
2015/12/27 14:20	1.667	2.648	3.108	2.872	2.629	0.738	1.520	1.452	北北西	7.9	無
2015/12/27 14:30	1.663	2.652	3.105	2.873	2.632	0.736	1.522	1.455	北西	8.5	無
2015/12/27 14:40	1.665	2.650	3.105	2.872	2.629	0.735	1.523	1.452	北北西	8.9	無
2015/12/27 14:50	1.663	2.650	3.102	2.873	2.631	0.737	1.522	1.453	北北西	9.5	無
2015/12/27 15:00	1.662	2.652	3.103	2.873	2.627	0.738	1.523	1.452	北西	11.0	無
2015/12/27 15:10	1.667	2.652	3.102	2.873	2.625	0.736	1.523	1.453	北北西	6.5	無
2015/12/27 15:20	1.663	2.652	3.105	2.875	2.628	0.738	1.522	1.452	北北西	7.3	無
2015/12/27 15:30	1.663	2.653	3.105	2.875	2.630	0.738	1.520	1.453	北北西	7.4	無
2015/12/27 15:40	1.658	2.655	3.105	2.872	2.631	0.736	1.520	1.452	北北西	7.7	無
2015/12/27 15:50	1.662	2.652	3.107	2.875	2.634	0.735	1.522	1.452	北北西	7.2	無
2015/12/27 16:00	1.660	2.648	3.105	2.872	2.631	0.736	1.520	1.452	北北西	5.4	無
2015/12/27 16:10	1.662	2.650	3.100	2.872	2.629	0.735	1.518	1.453	北西	6.0	無
2015/12/27 16:20	1.662	2.650	3.103	2.872	2.627	0.737	1.520	1.452	北西	7.5	無
2015/12/27 16:30	1.663	2.650	3.102	2.873	2.624	0.735	1.522	1.453	北北西	7.0	無
2015/12/27 16:40	1.667	2.650	3.105	2.875	2.627	0.736	1.522	1.452	北北西	7.2	無
2015/12/27 16:50	1.663	2.650	3.107	2.877	2.630	0.736	1.522	1.453	北北西	7.5	無
2015/12/27 17:00	1.662	2.648	3.103	2.873	2.632	0.736	1.523	1.452	北北西	5.9	無
2015/12/27 17:10	1.658	2.650	3.103	2.875	2.626	0.736	1.520	1.450	北西	5.0	無
2015/12/27 17:20	1.665	2.650	3.105	2.872	2.627	0.736	1.520	1.452	北西	3.7	無
2015/12/27 17:30	1.663	2.650	3.102	2.872	2.625	0.736	1.520	1.452	北西	2.9	無
2015/12/27 17:40	1.663	2.650	3.098	2.872	2.623	0.737	1.520	1.450	西	1.9	無
2015/12/27 17:50	1.663	2.650	3.102	2.872	2.626	0.736	1.522	1.450	西北西	3.1	無
2015/12/27 18:00	1.662	2.648	3.100	2.870	2.622	0.735	1.522	1.448	西北西	2.6	無
2015/12/27 18:10	1.660	2.650	3.100	2.870	2.624	0.734	1.523	1.448	西北西	2.3	無
2015/12/27 18:20	1.658	2.650	3.100	2.870	2.625	0.734	1.520	1.448	西	2.9	無
2015/12/27 18:30	1.662	2.647	3.098	2.872	2.625	0.735	1.520	1.452	西	2.6	無
2015/12/27 18:40	1.658	2.643	3.100	2.872	2.621	0.734	1.518	1.448	西北西	1.7	無
2015/12/27 18:50	1.663	2.643	3.102	2.868	2.623	0.735	1.522	1.448	北西	2.0	無
2015/12/27 19:00	1.662	2.645	3.097	2.872	2.622	0.734	1.520	1.447	北西	0.8	無
2015/12/27 19:10	1.662	2.648	3.102	2.870	2.628	0.733	1.518	1.448	西南西	1.2	無
2015/12/27 19:20	1.660	2.645	3.103	2.867	2.624	0.733	1.517	1.448	南西	2.3	無
2015/12/27 19:30	1.660	2.648	3.100	2.870	2.625	0.736	1.518	1.447	南西	3.0	無
2015/12/27 19:40	1.662	2.645	3.100	2.868	2.623	0.736	1.518	1.450	南西	2.5	無
2015/12/27 19:50	1.660	2.645	3.100	2.870	2.623	0.734	1.518	1.448	南西	2.2	無
2015/12/27 20:00	1.660	2.643	3.097	2.868	2.623	0.732	1.518	1.450	南南西	1.4	無

日時	MP								スタック		感雨
	MP-1	MP-2	MP-3	MP-4	MP-5	MP-6	MP-7	MP-8	風向	風速	
2015/12/27 20:10	1.657	2.645	3.098	2.870	2.626	0.734	1.518	1.447	南南西	1.7	無
2015/12/27 20:20	1.660	2.647	3.097	2.870	2.625	0.735	1.520	1.447	南南西	0.9	無
2015/12/27 20:30	1.660	2.643	3.097	2.868	2.620	0.732	1.518	1.448	南南西	1.5	無
2015/12/27 20:40	1.660	2.647	3.098	2.868	2.622	0.733	1.520	1.448	南南西	1.5	無
2015/12/27 20:50	1.662	2.643	3.098	2.870	2.621	0.734	1.520	1.448	南	2.0	無
2015/12/27 21:00	1.660	2.647	3.097	2.870	2.619	0.734	1.517	1.445	南西	2.0	無
2015/12/27 21:10	1.658	2.645	3.093	2.872	2.621	0.733	1.518	1.448	南東	1.5	無
2015/12/27 21:20	1.660	2.643	3.093	2.872	2.620	0.733	1.520	1.447	-	CALM	無
2015/12/27 21:30	1.660	2.642	3.093	2.868	2.621	0.734	1.520	1.448	北北東	1.2	無
2015/12/27 21:40	1.663	2.647	3.095	2.870	2.619	0.733	1.520	1.450	東北東	0.9	無
2015/12/27 21:50	1.660	2.643	3.092	2.868	2.616	0.735	1.520	1.447	北北西	1.7	無
2015/12/27 22:00	1.657	2.643	3.097	2.870	2.620	0.733	1.520	1.448	北	2.3	無
2015/12/27 22:10	1.660	2.640	3.092	2.868	2.618	0.734	1.522	1.447	北北東	2.3	無
2015/12/27 22:20	1.660	2.640	3.092	2.868	2.615	0.733	1.522	1.450	北北東	2.3	無
2015/12/27 22:30	1.662	2.643	3.095	2.870	2.619	0.731	1.520	1.448	北北東	2.6	無
2015/12/27 22:40	1.660	2.643	3.093	2.863	2.617	0.732	1.517	1.448	北東	2.5	無
2015/12/27 22:50	1.657	2.637	3.093	2.865	2.618	0.733	1.518	1.452	北東	2.5	無
2015/12/27 23:00	1.660	2.642	3.092	2.867	2.618	0.733	1.517	1.450	東北東	1.9	無
2015/12/27 23:10	1.657	2.642	3.088	2.863	2.615	0.732	1.517	1.450	東	1.4	無
2015/12/27 23:20	1.658	2.643	3.088	2.867	2.620	0.733	1.518	1.448	北	1.2	無
2015/12/27 23:30	1.660	2.643	3.088	2.867	2.617	0.731	1.517	1.447	北西	1.1	無
2015/12/27 23:40	1.660	2.642	3.093	2.868	2.617	0.731	1.518	1.447	西北西	1.4	無
2015/12/27 23:50	1.662	2.640	3.090	2.868	2.615	0.732	1.520	1.450	北北西	1.5	無
2015/12/28 0:00	1.660	2.638	3.090	2.867	2.622	0.733	1.522	1.450	北	1.9	無
2015/12/28 0:10	1.658	2.637	3.090	2.868	2.618	0.731	1.520	1.448	北	1.4	無
2015/12/28 0:20	1.660	2.642	3.093	2.868	2.615	0.733	1.520	1.447	北北東	1.5	無
2015/12/28 0:30	1.658	2.638	3.092	2.868	2.618	0.732	1.518	1.450	北	2.0	無
2015/12/28 0:40	1.662	2.640	3.092	2.865	2.617	0.732	1.520	1.448	北北西	2.0	無
2015/12/28 0:50	1.662	2.638	3.088	2.867	2.615	0.733	1.520	1.448	北	1.5	無
2015/12/28 1:00	1.665	2.638	3.085	2.868	2.614	0.731	1.522	1.450	北西	2.0	無
2015/12/28 1:10	1.660	2.637	3.088	2.867	2.618	0.732	1.520	1.447	北西	2.3	無
2015/12/28 1:20	1.658	2.640	3.092	2.868	2.617	0.731	1.520	1.450	北西	4.0	無
2015/12/28 1:30	1.660	2.640	3.088	2.867	2.615	0.731	1.518	1.448	西北西	5.1	無
2015/12/28 1:40	1.658	2.640	3.088	2.870	2.611	0.731	1.517	1.448	西北西	5.2	無
2015/12/28 1:50	1.660	2.638	3.088	2.868	2.610	0.732	1.518	1.453	北西	4.3	無
2015/12/28 2:00	1.662	2.637	3.087	2.867	2.609	0.731	1.522	1.452	北西	3.0	無

日時	MP								スタック		感雨
	MP-1	MP-2	MP-3	MP-4	MP-5	MP-6	MP-7	MP-8	風向	風速	
2015/12/28 2:10	1.660	2.640	3.092	2.867	2.610	0.732	1.520	1.453	北西	3.8	無
2015/12/28 2:20	1.660	2.638	3.088	2.865	2.613	0.730	1.520	1.452	北北西	3.9	無
2015/12/28 2:30	1.660	2.637	3.090	2.867	2.613	0.732	1.520	1.450	北西	5.1	無
2015/12/28 2:40	1.660	2.638	3.087	2.865	2.612	0.731	1.520	1.450	北西	4.5	無
2015/12/28 2:50	1.662	2.638	3.085	2.867	2.612	0.733	1.522	1.450	北西	4.8	無
2015/12/28 3:00	1.663	2.635	3.087	2.867	2.615	0.732	1.522	1.450	北西	5.1	無
2015/12/28 3:10	1.660	2.637	3.087	2.870	2.613	0.732	1.520	1.448	北西	5.2	無
2015/12/28 3:20	1.660	2.637	3.087	2.867	2.615	0.731	1.517	1.445	北北西	5.1	無
2015/12/28 3:30	1.662	2.637	3.087	2.867	2.615	0.730	1.520	1.445	北	3.9	無
2015/12/28 3:40	1.662	2.638	3.087	2.867	2.609	0.733	1.518	1.450	北	1.9	無
2015/12/28 3:50	1.657	2.638	3.085	2.867	2.610	0.733	1.522	1.447	北北西	2.2	無
2015/12/28 4:00	1.660	2.635	3.085	2.867	2.612	0.732	1.522	1.452	北北西	4.0	無
2015/12/28 4:10	1.662	2.637	3.088	2.868	2.613	0.730	1.518	1.452	北北西	4.7	無
2015/12/28 4:20	1.663	2.637	3.087	2.862	2.607	0.732	1.520	1.447	北西	3.5	無
2015/12/28 4:30	1.662	2.635	3.088	2.863	2.610	0.730	1.520	1.450	北北西	4.4	無
2015/12/28 4:40	1.660	2.630	3.085	2.863	2.612	0.730	1.517	1.450	北北西	3.5	無
2015/12/28 4:50	1.658	2.635	3.085	2.862	2.607	0.734	1.520	1.452	北北西	3.7	無
2015/12/28 5:00	1.660	2.637	3.088	2.868	2.610	0.732	1.520	1.448	北西	3.7	無
2015/12/28 5:10	1.662	2.635	3.083	2.865	2.610	0.729	1.522	1.450	北西	2.9	無
2015/12/28 5:20	1.662	2.633	3.087	2.863	2.612	0.730	1.518	1.452	西北西	3.3	無
2015/12/28 5:30	1.662	2.637	3.087	2.862	2.606	0.732	1.518	1.448	西北西	2.8	無
2015/12/28 5:40	1.658	2.635	3.087	2.865	2.606	0.732	1.520	1.445	北北西	2.9	無
2015/12/28 5:50	1.658	2.635	3.083	2.868	2.610	0.731	1.520	1.447	北北西	3.0	無
2015/12/28 6:00	1.658	2.635	3.080	2.867	2.608	0.732	1.518	1.450	北西	3.7	無
2015/12/28 6:10	1.663	2.635	3.083	2.863	2.612	0.731	1.517	1.452	北西	4.7	無
2015/12/28 6:20	1.662	2.633	3.087	2.867	2.610	0.731	1.520	1.448	西北西	5.0	無
2015/12/28 6:30	1.660	2.635	3.085	2.865	2.606	0.731	1.518	1.448	西北西	5.2	無
2015/12/28 6:40	1.660	2.630	3.085	2.867	2.606	0.731	1.518	1.450	西北西	6.4	無
2015/12/28 6:50	1.662	2.635	3.085	2.865	2.610	0.729	1.517	1.448	西北西	5.7	無
2015/12/28 7:00	1.662	2.633	3.085	2.867	2.606	0.731	1.520	1.450	西北西	5.6	無
2015/12/28 7:10	1.658	2.630	3.087	2.867	2.606	0.731	1.520	1.448	北西	4.7	無
2015/12/28 7:20	1.660	2.635	3.087	2.865	2.605	0.731	1.518	1.452	北西	4.5	無
2015/12/28 7:30	1.660	2.633	3.085	2.867	2.608	0.730	1.520	1.450	西北西	4.4	無
2015/12/28 7:40	1.660	2.637	3.082	2.865	2.608	0.731	1.515	1.452	西北西	5.8	無
2015/12/28 7:50	1.660	2.635	3.083	2.865	2.606	0.730	1.520	1.448	西北西	4.7	無
2015/12/28 8:00	1.662	2.637	3.082	2.865	2.604	0.731	1.517	1.450	西北西	5.1	無

風速が0.5m/s未満の場合「CALM」(静穏)、この時の風向を「-」と表記する。

Monitoring data by a monitoring car* at Fukushima Daiichi Nuclear Power Station (μ Sv/h)

* The data from monitoring car may deficit as the vehicle may change monitoring point.

*About the direction of the wind and the wind velocity,we are measuring with the weather observation meter of the 10m higher.

*“-”: the wind velocity/“CALM”:the wind direction is below 0.5m/s.



Measuring Point	Measurement Date	γ Ray	Neutron Ray	Weather	Wind Direction	Wind Velocity (m/s)
West Gate	2015/12/27 0:00	1.2	<0.01	Fine	WSW	3.4
West Gate	2015/12/27 0:10	1.2	<0.01	Fine	WSW	2.7
West Gate	2015/12/27 0:20	1.2	<0.01	Fine	WSW	3.7
West Gate	2015/12/27 0:30	1.2	<0.01	Fine	W	3.3
West Gate	2015/12/27 0:40	1.2	<0.01	Fine	W	1.9
West Gate	2015/12/27 0:50	1.2	<0.01	Fine	WNW	1.8
West Gate	2015/12/27 1:00	1.2	<0.01	Fine	W	1.5
West Gate	2015/12/27 1:10	1.2	<0.01	Fine	W	1.1
West Gate	2015/12/27 1:20	1.2	<0.01	Fine	WNW	1.0
West Gate	2015/12/27 1:30	1.2	<0.01	Fine	WNW	1.0
West Gate	2015/12/27 1:40	1.2	<0.01	Fine	WNW	1.2
West Gate	2015/12/27 1:50	1.2	<0.01	Fine	NW	0.6
West Gate	2015/12/27 2:00	1.2	<0.01	Fine	WNW	0.9
West Gate	2015/12/27 2:10	1.2	<0.01	Fine	-	CALM
West Gate	2015/12/27 2:20	1.2	<0.01	Fine	NNE	0.6
West Gate	2015/12/27 2:30	1.2	<0.01	Fine	-	CALM
West Gate	2015/12/27 2:40	1.2	<0.01	Fine	-	CALM
West Gate	2015/12/27 2:50	1.2	<0.01	Fine	N	0.8
West Gate	2015/12/27 3:00	1.2	<0.01	Fine	N	1.3
West Gate	2015/12/27 3:10	1.2	<0.01	Cloudy	N	1.9
West Gate	2015/12/27 3:20	1.2	<0.01	Cloudy	N	2.0
West Gate	2015/12/27 3:30	1.2	<0.01	Cloudy	NNE	2.1
West Gate	2015/12/27 3:40	1.2	<0.01	Cloudy	NNE	1.1
West Gate	2015/12/27 3:50	1.2	<0.01	Cloudy	N	1.5
West Gate	2015/12/27 4:00	1.2	<0.01	Cloudy	N	2.0
West Gate	2015/12/27 4:10	1.2	<0.01	Cloudy	N	2.3
West Gate	2015/12/27 4:20	1.2	<0.01	Cloudy	N	2.6
West Gate	2015/12/27 4:30	1.2	<0.01	Cloudy	N	2.2
West Gate	2015/12/27 4:40	1.2	<0.01	Rain	N	3.0
West Gate	2015/12/27 4:50	1.2	<0.01	Cloudy	N	3.1
West Gate	2015/12/27 5:00	1.2	<0.01	Cloudy	N	3.0
West Gate	2015/12/27 5:10	1.2	<0.01	Cloudy	N	3.2
West Gate	2015/12/27 5:20	1.2	<0.01	Cloudy	NNW	3.3
West Gate	2015/12/27 5:30	1.2	<0.01	Cloudy	NNW	3.3
West Gate	2015/12/27 5:40	1.2	<0.01	Cloudy	NNW	2.2
West Gate	2015/12/27 5:50	1.2	<0.01	Cloudy	NNW	2.9
West Gate	2015/12/27 6:00	1.2	<0.01	Cloudy	NNW	2.9
West Gate	2015/12/27 6:10	1.2	<0.01	Cloudy	NNW	2.8
West Gate	2015/12/27 6:20	1.2	<0.01	Cloudy	NW	2.9
West Gate	2015/12/27 6:30	1.2	<0.01	Cloudy	NNW	2.6
West Gate	2015/12/27 6:40	1.2	<0.01	Cloudy	NNW	2.4
West Gate	2015/12/27 6:50	1.2	<0.01	Cloudy	NNW	3.0
West Gate	2015/12/27 7:00	1.2	<0.01	Cloudy	NNW	2.7
West Gate	2015/12/27 7:10	1.2	<0.01	Cloudy	NNW	2.8
West Gate	2015/12/27 7:20	1.2	<0.01	Cloudy	NNW	2.3
West Gate	2015/12/27 7:30	1.2	<0.01	Cloudy	NNW	1.8
West Gate	2015/12/27 7:40	1.2	<0.01	Cloudy	NNW	2.1
West Gate	2015/12/27 7:50	1.2	<0.01	Cloudy	NNW	2.5
West Gate	2015/12/27 8:00	1.2	<0.01	Cloudy	NNW	3.0
West Gate	2015/12/27 8:10	1.2	<0.01	Cloudy	NNW	3.3
West Gate	2015/12/27 8:20	1.2	<0.01	Cloudy	NNW	3.1
West Gate	2015/12/27 8:30	1.2	<0.01	Cloudy	NNW	3.6
West Gate	2015/12/27 8:40	1.2	<0.01	Cloudy	NNW	3.7
West Gate	2015/12/27 8:50	1.2	<0.01	Cloudy	NNW	3.0
West Gate	2015/12/27 9:00	1.2	<0.01	Cloudy	NNW	3.5
West Gate	2015/12/27 9:10	1.2	<0.01	Cloudy	NNW	3.3
West Gate	2015/12/27 9:20	1.2	<0.01	Cloudy	NNW	4.0
West Gate	2015/12/27 9:30	1.2	<0.01	Cloudy	NNW	3.0
West Gate	2015/12/27 9:40	1.2	<0.01	Cloudy	NNW	3.3
West Gate	2015/12/27 9:50	1.2	<0.01	Cloudy	NNW	3.8
West Gate	2015/12/27 10:00	1.2	<0.01	Cloudy	NNW	4.3
West Gate	2015/12/27 10:10	1.2	<0.01	Cloudy	NNW	4.1
West Gate	2015/12/27 10:20	1.2	<0.01	Cloudy	NNW	4.7
West Gate	2015/12/27 10:30	1.2	<0.01	Cloudy	NNW	4.2
West Gate	2015/12/27 10:40	1.2	<0.01	Cloudy	NNW	3.4
West Gate	2015/12/27 10:50	1.2	<0.01	Cloudy	NNW	4.0
West Gate	2015/12/27 11:00	1.2	<0.01	Cloudy	NNW	4.1
West Gate	2015/12/27 11:10	1.2	<0.01	Fine	NNW	3.6

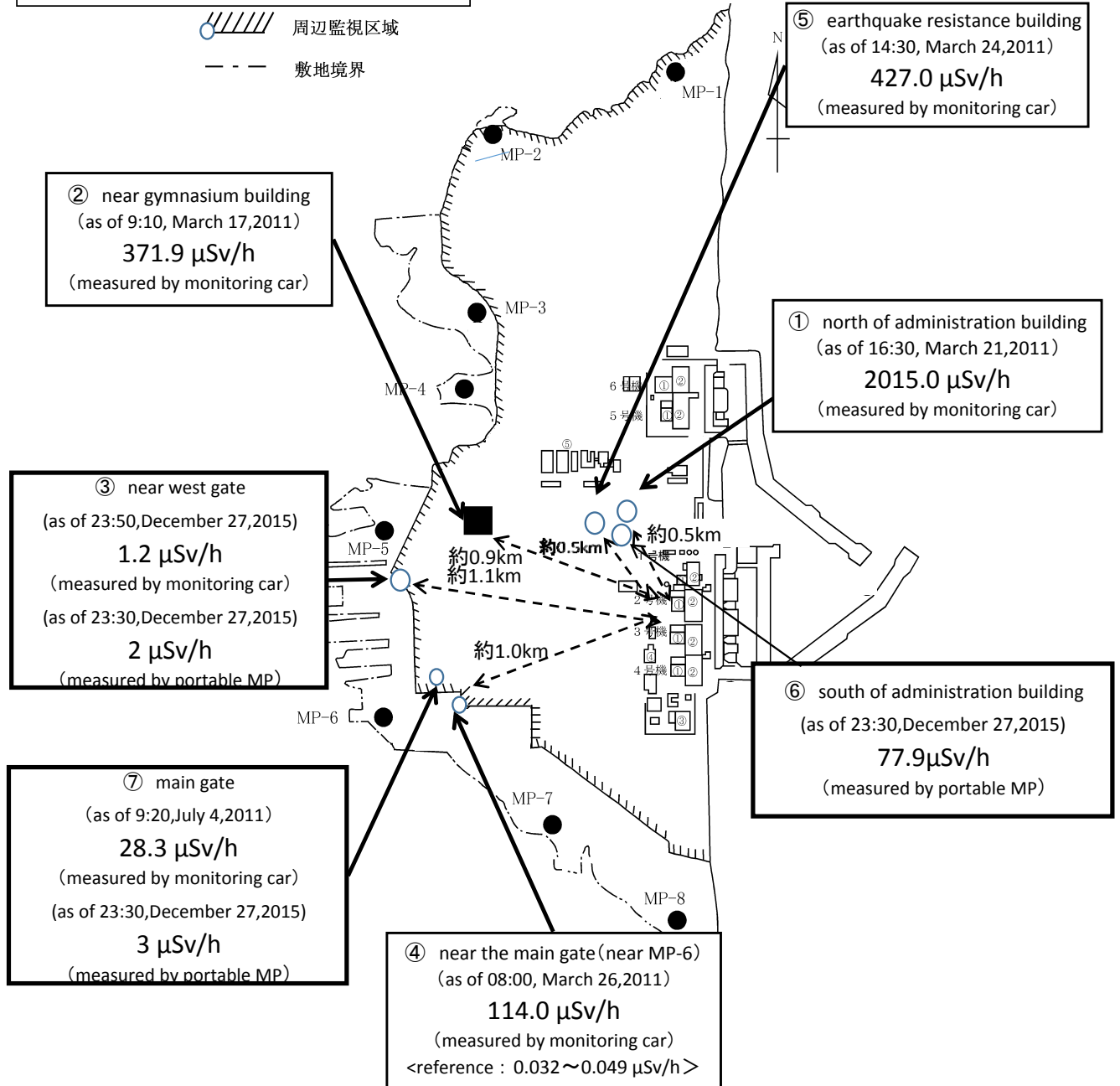
Measuring Point	Measurement Date	γ Ray	Neutron Ray	Weather	Wind Direction	Wind Velocity (m/s)
West Gate	2015/12/27 11:20	1.2	<0.01	Fine	NNW	3.5
West Gate	2015/12/27 11:30	1.2	<0.01	Fine	NNW	2.6
West Gate	2015/12/27 11:40	1.2	<0.01	Fine	NNW	4.2
West Gate	2015/12/27 11:50	1.2	<0.01	Fine	NNW	4.1
West Gate	2015/12/27 12:00	1.2	<0.01	Fine	NNW	3.3
West Gate	2015/12/27 12:10	1.2	<0.01	Fine	NNW	4.1
West Gate	2015/12/27 12:20	1.2	<0.01	Fine	NW	3.4
West Gate	2015/12/27 12:30	1.2	<0.01	Fine	NNW	2.8
West Gate	2015/12/27 12:40	1.2	<0.01	Fine	NW	2.8
West Gate	2015/12/27 12:50	1.2	<0.01	Fine	NNW	3.3
West Gate	2015/12/27 13:00	1.2	<0.01	Fine	NNW	3.7
West Gate	2015/12/27 13:10	1.2	<0.01	Fine	NNW	3.3
West Gate	2015/12/27 13:20	1.2	<0.01	Fine	NNW	3.5
West Gate	2015/12/27 13:30	1.2	<0.01	Fine	NNW	3.9
West Gate	2015/12/27 13:40	1.2	<0.01	Fine	NNW	4.9
West Gate	2015/12/27 13:50	1.2	<0.01	Fine	NNW	4.6
West Gate	2015/12/27 14:00	1.2	<0.01	Fine	NNW	4.0
West Gate	2015/12/27 14:10	1.2	<0.01	Fine	NNW	4.4
West Gate	2015/12/27 14:20	1.2	<0.01	Fine	NNW	3.9
West Gate	2015/12/27 14:30	1.2	<0.01	Fine	NNW	3.8
West Gate	2015/12/27 14:40	1.2	<0.01	Fine	NNW	4.6
West Gate	2015/12/27 14:50	1.2	<0.01	Fine	NNW	4.6
West Gate	2015/12/27 15:00	1.2	<0.01	Fine	NNW	4.3
West Gate	2015/12/27 15:10	1.2	<0.01	Fine	NNW	3.4
West Gate	2015/12/27 15:20	1.2	<0.01	Fine	NNW	3.6
West Gate	2015/12/27 15:30	1.2	<0.01	Fine	NNW	3.7
West Gate	2015/12/27 15:40	1.2	<0.01	Fine	N	4.3
West Gate	2015/12/27 15:50	1.2	<0.01	Fine	NNW	4.0
West Gate	2015/12/27 16:00	1.2	<0.01	Fine	NNW	3.5
West Gate	2015/12/27 16:10	1.2	<0.01	Fine	NW	1.7
West Gate	2015/12/27 16:20	1.2	<0.01	Fine	NNW	2.2
West Gate	2015/12/27 16:30	1.2	<0.01	Fine	NNW	3.2
West Gate	2015/12/27 16:40	1.2	<0.01	Fine	N	3.5
West Gate	2015/12/27 16:50	1.1	<0.01	Fine	NNW	3.3
West Gate	2015/12/27 17:00	1.2	<0.01	Fine	NNW	3.2
West Gate	2015/12/27 17:10	1.2	<0.01	Fine	NNW	1.6
West Gate	2015/12/27 17:20	1.2	<0.01	Fine	NNW	1.1
West Gate	2015/12/27 17:30	1.2	<0.01	Fine	W	0.6
West Gate	2015/12/27 17:40	1.2	<0.01	Fine	SW	0.8
West Gate	2015/12/27 17:50	1.2	<0.01	Fine	W	0.6
West Gate	2015/12/27 18:00	1.2	<0.01	Fine	-	CALM
West Gate	2015/12/27 18:10	1.2	<0.01	Fine	-	CALM
West Gate	2015/12/27 18:20	1.2	<0.01	Fine	WSW	0.5
West Gate	2015/12/27 18:30	1.2	<0.01	Fine	-	CALM
West Gate	2015/12/27 18:40	1.2	<0.01	Fine	-	CALM
West Gate	2015/12/27 18:50	1.2	<0.01	Fine	-	CALM
West Gate	2015/12/27 19:00	1.2	<0.01	Fine	-	CALM
West Gate	2015/12/27 19:10	1.2	<0.01	Fine	SW	0.9
West Gate	2015/12/27 19:20	1.2	<0.01	Fine	SSW	1.8
West Gate	2015/12/27 19:30	1.2	<0.01	Fine	SSW	1.5
West Gate	2015/12/27 19:40	1.2	<0.01	Fine	SW	1.5
West Gate	2015/12/27 19:50	1.2	<0.01	Fine	SW	0.6
West Gate	2015/12/27 20:00	1.2	<0.01	Fine	-	CALM
West Gate	2015/12/27 20:10	1.2	<0.01	Fine	SSW	0.7
West Gate	2015/12/27 20:20	1.2	<0.01	Fine	-	CALM
West Gate	2015/12/27 20:30	1.2	<0.01	Fine	-	CALM
West Gate	2015/12/27 20:40	1.2	<0.01	Fine	-	CALM
West Gate	2015/12/27 20:50	1.2	<0.01	Fine	-	CALM
West Gate	2015/12/27 21:00	1.2	<0.01	Fine	NW	1.1
West Gate	2015/12/27 21:10	1.2	<0.01	Fine	NNW	0.9
West Gate	2015/12/27 21:20	1.2	<0.01	Fine	NW	0.9
West Gate	2015/12/27 21:30	1.2	<0.01	Fine	NW	0.6
West Gate	2015/12/27 21:40	1.2	<0.01	Fine	-	CALM
West Gate	2015/12/27 21:50	1.2	<0.01	Fine	NW	0.8
West Gate	2015/12/27 22:00	1.2	<0.01	Fine	-	CALM
West Gate	2015/12/27 22:10	1.2	<0.01	Fine	N	0.7
West Gate	2015/12/27 22:20	1.2	<0.01	Fine	NNW	0.9
West Gate	2015/12/27 22:30	1.2	<0.01	Fine	NW	1.0
West Gate	2015/12/27 22:40	1.2	<0.01	Fine	N	0.8
West Gate	2015/12/27 22:50	1.2	<0.01	Fine	W	0.7
West Gate	2015/12/27 23:00	1.2	<0.01	Fine	-	CALM
West Gate	2015/12/27 23:10	1.2	<0.01	Fine	WSW	1.0
West Gate	2015/12/27 23:20	1.2	<0.01	Fine	WSW	1.0
West Gate	2015/12/27 23:30	1.2	<0.01	Fine	WNW	1.1
West Gate	2015/12/27 23:40	1.2	<0.01	Fine	WNW	0.7
West Gate	2015/12/27 23:50	1.2	<0.01	Fine	WNW	0.6

Fukushima Daiichi Nuclear Power Plant

2015/12/27
as of 23:50

周辺監視区域 : supervised outside area
敷地境界 : site boundary

 周辺監視区域
 敷地境界



※Reference data indicate the normal fluctuation range of airborne radiation rate.