

Fixed point Monitoring Status by Temporary Monitoring Post at Fukushima Daiichi Nuclear Power Station

Date	Radiation Dose Rate (μ Sv/h) At the Main Buiding	Radiation Dose Rate (μ Sv/h) At the Main Gate	Radiation Dose Rate (μ Sv/h) At the West Gate
2015/12/24 0:00	75	3	2
2015/12/24 0:30	75	3	2
2015/12/24 1:00	75	3	2
2015/12/24 1:30	74	3	2
2015/12/24 2:00	75	3	2
2015/12/24 2:30	74	3	2
2015/12/24 3:00	74	3	2
2015/12/24 3:30	74	3	2
2015/12/24 4:00	74	3	2
2015/12/24 4:30	74	3	2
2015/12/24 5:00	73	3	2
2015/12/24 5:30	73	3	2
2015/12/24 6:00	74	3	2
2015/12/24 6:30	74	3	2
2015/12/24 7:00	74	3	2
2015/12/24 7:30	74	3	2
2015/12/24 8:00	74	3	2
2015/12/24 8:30	74	3	2
2015/12/24 9:00	74	3	2
2015/12/24 9:30	74	3	2
2015/12/24 10:00	75	3	2
2015/12/24 10:30	75	3	2
2015/12/24 11:00	75	3	2
2015/12/24 11:30	75	3	2
2015/12/24 12:00	75	3	2
2015/12/24 12:30	75	3	2
2015/12/24 13:00	75	3	2
2015/12/24 13:30	75	3	2
2015/12/24 14:00	75	3	2
2015/12/24 14:30	75	3	2
2015/12/24 15:00	75	3	2
2015/12/24 15:30	75	3	2
2015/12/24 16:00	75	3	2
2015/12/24 16:30	75	3	2
2015/12/24 17:00	75	3	2
2015/12/24 17:30	75	3	2
2015/12/24 18:00	75	3	2
2015/12/24 18:30	75	3	2
2015/12/24 19:00	75	3	2
2015/12/24 19:30	75	3	2
2015/12/24 20:00	75	3	2
2015/12/24 20:30	75	3	2
2015/12/24 21:00	75	3	2
2015/12/24 21:30	74	3	2
2015/12/24 22:00	75	3	2
2015/12/24 22:30	75	3	2
2015/12/24 23:00	75	3	2
2015/12/24 23:30	75	3	2

福島第一原子力発電所 モニタリングポスト空間線量率

単位: $\mu\text{Sv/h}$

単位: m/s

日時	MP								スタック		感雨
	MP-1	MP-2	MP-3	MP-4	MP-5	MP-6	MP-7	MP-8	風向	風速	
2015/12/24 8:00	1.632	2.568	2.995	2.780	2.515	0.754*	1.497	1.437	北北西	7.5	無
2015/12/24 8:10	1.632	2.565	2.998	2.778	2.517	0.751*	1.495	1.435	北北西	6.7	無
2015/12/24 8:20	1.635	2.565	3.003	2.782	2.518	0.753*	1.497	1.440	北北西	7.1	無
2015/12/24 8:30	1.633	2.565	3.003	2.783	2.523	0.753*	1.495	1.438	北北西	7.4	無
2015/12/24 8:40	1.635	2.568	3.003	2.785	2.522	0.755*	1.497	1.437	北北西	6.9	無
2015/12/24 8:50	1.638	2.575	3.005	2.787	2.527	0.755*	1.492	1.438	北北西	6.7	無
2015/12/24 9:00	1.637	2.570	3.007	2.785	2.523	0.758*	1.492	1.440	北北西	6.7	無
2015/12/24 9:10	1.638	2.577	3.010	2.785	2.526	0.759*	1.493	1.438	北北西	7.5	無
2015/12/24 9:20	1.638	2.577	3.010	2.788	2.527	0.757*	1.495	1.438	北北西	8.6	無
2015/12/24 9:30	1.640	2.575	3.012	2.790	2.529	0.757*	1.495	1.438	北北西	8.1	無
2015/12/24 9:40	1.638	2.577	3.017	2.790	2.528	0.755*	1.497	1.437	北北西	8.6	無
2015/12/24 9:50	1.642	2.577	3.015	2.797	2.533	0.757*	1.498	1.438	北北西	8.3	無
2015/12/24 10:00	1.640	2.582	3.020	2.793	2.535	0.758*	1.498	1.438	北北西	8.9	無
2015/12/24 10:10	1.642	2.583	3.020	2.792	2.538	0.760*	1.500	1.440	北北西	8.6	無
2015/12/24 10:20	1.640	2.583	3.022	2.797	2.536	0.760*	1.502	1.438	北北西	7.6	無
2015/12/24 10:30	1.642	2.585	3.022	2.798	2.537	0.763*	1.505	1.438	北北西	7.6	無
2015/12/24 10:40	1.643	2.583	3.025	2.797	2.540	0.764*	1.503	1.442	北北西	7.0	無
2015/12/24 10:50	1.642	2.585	3.028	2.800	2.547	0.765*	1.503	1.438	北北西	7.1	無
2015/12/24 11:00	1.643	2.588	3.030	2.803	2.546	0.763*	1.503	1.443	北北西	7.5	無
2015/12/24 11:10	1.643	2.588	3.037	2.807	2.551	0.766*	1.507	1.445	北北西	6.0	無
2015/12/24 11:20	1.645	2.595	3.035	2.807	2.552	0.769*	1.507	1.442	北	6.3	無
2015/12/24 11:30	1.645	2.595	3.037	2.808	2.554	0.768*	1.510	1.442	北北西	6.1	無
2015/12/24 11:40	1.645	2.595	3.040	2.810	2.554	0.771*	1.510	1.443	北	7.7	無
2015/12/24 11:50	1.647	2.597	3.042	2.810	2.555	0.769*	1.508	1.445	北北西	8.9	無
2015/12/24 12:00	1.648	2.600	3.042	2.808	2.559	0.769*	1.510	1.443	北北西	8.0	無
2015/12/24 12:10	1.647	2.602	3.042	2.810	2.555	0.769*	1.508	1.443	北	6.0	無
2015/12/24 12:20	1.648	2.605	3.048	2.815	2.562	0.768*	1.512	1.445	北	9.2	無
2015/12/24 12:30	1.648	2.607	3.047	2.817	2.556	0.768*	1.508	1.445	北	8.4	無
2015/12/24 12:40	1.648	2.607	3.050	2.820	2.560	0.771*	1.508	1.443	北	8.2	無
2015/12/24 12:50	1.648	2.605	3.050	2.815	2.562	0.770*	1.512	1.445	北北西	7.5	無
2015/12/24 13:00	1.653	2.603	3.055	2.822	2.562	0.771*	1.512	1.445	北	9.1	無
2015/12/24 13:10	1.650	2.608	3.055	2.820	2.565	0.770*	1.510	1.442	北	8.6	無
2015/12/24 13:20	1.650	2.608	3.055	2.823	2.563	0.768*	1.513	1.443	北	9.3	無
2015/12/24 13:30	1.650	2.607	3.052	2.822	2.560	0.768*	1.515	1.443	北	6.9	無
2015/12/24 13:40	1.652	2.608	3.052	2.827	2.566	0.768*	1.517	1.445	北北西	8.5	無
2015/12/24 13:50	1.650	2.608	3.053	2.823	2.565	0.768*	1.515	1.445	北北西	7.8	無
2015/12/24 14:00	1.650	2.608	3.053	2.823	2.568	0.768*	1.515	1.445	北北西	7.2	無

日時	MP								スタック		感雨
	MP-1	MP-2	MP-3	MP-4	MP-5	MP-6	MP-7	MP-8	風向	風速	
2015/12/24 14:10	1.652	2.607	3.055	2.822	2.569	0.761*	1.517	1.447	北北西	6.8	無
2015/12/24 14:20	1.650	2.612	3.058	2.823	2.573	0.763*	1.517	1.445	北	8.4	無
2015/12/24 14:30	1.653	2.610	3.060	2.825	2.571	0.763*	1.517	1.447	北北西	7.4	無
2015/12/24 14:40	1.652	2.610	3.058	2.822	2.571	0.768*	1.517	1.447	北	7.0	無
2015/12/24 14:50	1.652	2.612	3.062	2.828	2.572	0.770*	1.515	1.443	北	6.5	無
2015/12/24 15:00	1.652	2.612	3.060	2.823	2.575	0.769*	1.513	1.447	北	5.9	無
2015/12/24 15:10	1.655	2.612	3.060	2.825	2.573	0.769*	1.515	1.445	北	5.4	無
2015/12/24 15:20	1.657	2.615	3.058	2.827	2.575	0.768*	1.515	1.445	北	6.1	無
2015/12/24 15:30	1.655	2.612	3.058	2.828	2.576	0.770*	1.515	1.447	北	5.6	無
2015/12/24 15:40	1.655	2.613	3.058	2.828	2.571	0.768*	1.518	1.450	北	6.0	無
2015/12/24 15:50	1.655	2.613	3.062	2.828	2.573	0.768*	1.517	1.448	北	5.9	無
2015/12/24 16:00	1.652	2.613	3.060	2.828	2.574	0.769*	1.515	1.448	北	6.6	無
2015/12/24 16:10	1.652	2.612	3.062	2.823	2.574	0.767*	1.518	1.447	北	6.4	無
2015/12/24 16:20	1.652	2.612	3.063	2.823	2.571	0.768*	1.515	1.447	北	6.5	無
2015/12/24 16:30	1.650	2.612	3.060	2.825	2.570	0.767*	1.513	1.445	北	6.0	無
2015/12/24 16:40	1.653	2.612	3.058	2.825	2.571	0.767*	1.517	1.447	北	5.8	無
2015/12/24 16:50	1.653	2.612	3.060	2.822	2.571	0.766*	1.515	1.447	北北西	5.8	無
2015/12/24 17:00	1.653	2.612	3.062	2.825	2.567	0.767*	1.515	1.445	北北西	6.0	無
2015/12/24 17:10	1.650	2.613	3.058	2.827	2.569	0.764*	1.517	1.447	北北西	6.7	無
2015/12/24 17:20	1.653	2.612	3.060	2.828	2.575	0.766*	1.515	1.447	北北西	6.6	無
2015/12/24 17:30	1.652	2.612	3.060	2.825	2.573	0.765*	1.515	1.447	北西	5.9	無
2015/12/24 17:40	1.655	2.610	3.058	2.828	2.574	0.767*	1.517	1.448	北西	6.2	無
2015/12/24 17:50	1.653	2.612	3.058	2.827	2.571	0.765*	1.517	1.447	北西	6.0	無
2015/12/24 18:00	1.652	2.610	3.057	2.828	2.574	0.764*	1.517	1.447	北北西	5.7	無
2015/12/24 18:10	1.653	2.617	3.060	2.825	2.572	0.767*	1.517	1.447	北北西	6.1	無
2015/12/24 18:20	1.652	2.613	3.057	2.827	2.573	0.767*	1.517	1.445	北北西	6.1	無
2015/12/24 18:30	1.650	2.612	3.057	2.823	2.574	0.769*	1.513	1.443	北西	6.0	無
2015/12/24 18:40	1.652	2.612	3.057	2.827	2.575	0.769*	1.515	1.448	北西	5.3	無
2015/12/24 18:50	1.652	2.612	3.058	2.825	2.573	0.768*	1.517	1.445	北西	5.0	無
2015/12/24 19:00	1.652	2.612	3.060	2.827	2.570	0.769*	1.515	1.447	北西	5.6	無
2015/12/24 19:10	1.653	2.612	3.062	2.827	2.574	0.768*	1.515	1.443	北西	5.4	無
2015/12/24 19:20	1.657	2.610	3.057	2.822	2.574	0.768*	1.513	1.447	北西	5.7	無
2015/12/24 19:30	1.650	2.613	3.060	2.823	2.576	0.771*	1.512	1.447	北西	6.2	無
2015/12/24 19:40	1.648	2.613	3.062	2.827	2.573	0.772*	1.515	1.445	北西	6.4	無
2015/12/24 19:50	1.652	2.612	3.058	2.827	2.575	0.773*	1.515	1.443	北北西	6.6	無
2015/12/24 20:00	1.652	2.612	3.060	2.827	2.575	0.773*	1.515	1.445	北西	6.3	無

日時	MP								スタック		感雨
	MP-1	MP-2	MP-3	MP-4	MP-5	MP-6	MP-7	MP-8	風向	風速	
2015/12/24 20:10	1.650	2.612	3.057	2.825	2.571	0.772*	1.515	1.447	北北西	6.0	無
2015/12/24 20:20	1.653	2.612	3.055	2.828	2.572	0.773*	1.513	1.447	北西	6.0	無
2015/12/24 20:30	1.652	2.613	3.060	2.822	2.574	0.770*	1.513	1.445	北西	5.1	無
2015/12/24 20:40	1.650	2.615	3.058	2.823	2.572	0.771*	1.515	1.445	北西	4.3	無
2015/12/24 20:50	1.652	2.610	3.058	2.825	2.571	0.772*	1.515	1.443	北西	3.9	無
2015/12/24 21:00	1.653	2.612	3.057	2.822	2.573	0.770*	1.515	1.443	北北西	3.0	無
2015/12/24 21:10	1.652	2.612	3.055	2.822	2.575	0.770*	1.517	1.443	北西	3.7	無
2015/12/24 21:20	1.652	2.607	3.057	2.823	2.574	0.769*	1.513	1.445	北西	4.2	無
2015/12/24 21:30	1.652	2.608	3.055	2.825	2.575	0.770*	1.512	1.445	西北西	3.4	無
2015/12/24 21:40	1.652	2.612	3.060	2.823	2.572	0.770*	1.513	1.443	西北西	3.5	無
2015/12/24 21:50	1.653	2.608	3.060	2.825	2.571	0.770*	1.512	1.443	西北西	3.6	無
2015/12/24 22:00	1.652	2.612	3.058	2.822	2.570	0.768*	1.512	1.445	西北西	3.2	無
2015/12/24 22:10	1.650	2.612	3.057	2.822	2.571	0.769*	1.515	1.445	西北西	2.6	無
2015/12/24 22:20	1.650	2.608	3.058	2.823	2.570	0.769*	1.513	1.443	西北西	3.3	無
2015/12/24 22:30	1.652	2.608	3.055	2.827	2.571	0.768*	1.513	1.445	西	2.6	無
2015/12/24 22:40	1.653	2.613	3.057	2.828	2.570	0.768*	1.513	1.445	西	2.5	無
2015/12/24 22:50	1.655	2.613	3.057	2.825	2.571	0.769*	1.513	1.443	西	2.2	無
2015/12/24 23:00	1.655	2.612	3.058	2.822	2.571	0.767*	1.510	1.445	西南西	1.4	無
2015/12/24 23:10	1.653	2.610	3.058	2.825	2.570	0.768*	1.515	1.443	西南西	1.2	無
2015/12/24 23:20	1.653	2.608	3.057	2.825	2.572	0.767*	1.515	1.445	西南西	1.2	無
2015/12/24 23:30	1.655	2.610	3.057	2.827	2.570	0.765*	1.513	1.448	南西	1.2	無
2015/12/24 23:40	1.657	2.612	3.057	2.823	2.573	0.766*	1.512	1.447	南南西	0.9	無
2015/12/24 23:50	1.652	2.612	3.055	2.827	2.570	0.767*	1.515	1.443	南	0.9	無
2015/12/25 0:00	1.653	2.610	3.052	2.827	2.571	0.765*	1.515	1.442	南南東	0.9	無
2015/12/25 0:10	1.653	2.610	3.058	2.822	2.574	0.767*	1.513	1.447	西南西	0.8	無
2015/12/25 0:20	1.653	2.608	3.057	2.822	2.567	0.767*	1.515	1.443	西北西	1.7	無
2015/12/25 0:30	1.653	2.608	3.053	2.827	2.569	0.768*	1.515	1.445	北西	1.7	無
2015/12/25 0:40	1.655	2.610	3.058	2.827	2.572	0.768*	1.513	1.447	北北西	1.1	無
2015/12/25 0:50	1.655	2.610	3.057	2.830	2.573	0.768*	1.512	1.445	北北東	1.4	無
2015/12/25 1:00	1.652	2.613	3.058	2.827	2.573	0.767*	1.512	1.447	南西	1.2	無
2015/12/25 1:10	1.653	2.610	3.058	2.825	2.573	0.768*	1.512	1.445	南南西	2.8	無
2015/12/25 1:20	1.657	2.612	3.058	2.828	2.573	0.768*	1.513	1.448	南南西	2.8	無
2015/12/25 1:30	1.653	2.613	3.058	2.832	2.572	0.770*	1.513	1.447	南南西	3.1	無
2015/12/25 1:40	1.653	2.610	3.060	2.830	2.572	0.769*	1.517	1.447	南南西	2.6	無
2015/12/25 1:50	1.652	2.610	3.060	2.827	2.573	0.772*	1.515	1.447	南	2.3	無
2015/12/25 2:00	1.657	2.613	3.060	2.827	2.570	0.771*	1.515	1.447	南	2.5	無

日時	MP								スタック		感雨
	MP-1	MP-2	MP-3	MP-4	MP-5	MP-6	MP-7	MP-8	風向	風速	
2015/12/25 2:10	1.655	2.610	3.057	2.827	2.573	0.772*	1.512	1.447	南南西	3.1	無
2015/12/25 2:20	1.653	2.610	3.060	2.828	2.571	0.774*	1.513	1.447	南南西	3.5	無
2015/12/25 2:30	1.653	2.612	3.058	2.828	2.572	0.772*	1.513	1.447	南西	3.6	無
2015/12/25 2:40	1.652	2.615	3.060	2.830	2.572	0.775*	1.513	1.447	南南西	4.0	無
2015/12/25 2:50	1.653	2.612	3.057	2.830	2.571	0.772*	1.517	1.447	南	4.0	無
2015/12/25 3:00	1.655	2.612	3.057	2.832	2.574	0.774*	1.517	1.447	南	4.0	無
2015/12/25 3:10	1.657	2.612	3.060	2.830	2.573	0.776*	1.515	1.448	南	5.7	無
2015/12/25 3:20	1.657	2.612	3.057	2.832	2.571	0.773*	1.515	1.445	南	6.5	無
2015/12/25 3:30	1.655	2.615	3.060	2.828	2.573	0.774*	1.513	1.445	南	8.6	無
2015/12/25 3:40	1.658	2.613	3.060	2.828	2.574	0.775*	1.518	1.447	南	9.4	無
2015/12/25 3:50	1.657	2.612	3.063	2.830	2.573	0.775*	1.515	1.448	南	8.5	無
2015/12/25 4:00	1.657	2.613	3.065	2.833	2.574	0.777*	1.515	1.448	南	8.0	無
2015/12/25 4:10	1.657	2.613	3.063	2.833	2.572	0.778*	1.517	1.447	南	8.1	無
2015/12/25 4:20	1.657	2.615	3.065	2.833	2.576	0.779*	1.518	1.448	南	9.7	無
2015/12/25 4:30	1.657	2.618	3.063	2.833	2.578	0.778*	1.520	1.447	南	8.3	無
2015/12/25 4:40	1.657	2.613	3.065	2.827	2.574	0.780*	1.517	1.447	南南西	9.0	無
2015/12/25 4:50	1.657	2.615	3.063	2.828	2.579	0.777*	1.517	1.448	南南西	8.0	無
2015/12/25 5:00	1.657	2.617	3.065	2.833	2.575	0.777*	1.515	1.450	南西	7.6	無
2015/12/25 5:10	1.660	2.617	3.068	2.835	2.578	0.776*	1.518	1.452	南西	8.4	無
2015/12/25 5:20	1.662	2.617	3.065	2.835	2.579	0.776*	1.517	1.448	南西	8.6	無
2015/12/25 5:30	1.657	2.617	3.065	2.833	2.578	0.776*	1.523	1.452	南西	9.3	無
2015/12/25 5:40	1.658	2.617	3.068	2.838	2.581	0.774*	1.522	1.450	南南西	9.0	無
2015/12/25 5:50	1.662	2.615	3.065	2.835	2.580	0.774*	1.520	1.452	南西	8.0	無
2015/12/25 6:00	1.660	2.618	3.065	2.832	2.582	0.773*	1.517	1.453	南西	8.5	無
2015/12/25 6:10	1.662	2.618	3.065	2.833	2.582	0.772*	1.515	1.450	南西	8.7	無
2015/12/25 6:20	1.662	2.618	3.068	2.833	2.585	0.771*	1.517	1.452	南西	8.9	無
2015/12/25 6:30	1.662	2.617	3.067	2.833	2.583	0.774*	1.517	1.448	南西	8.7	無
2015/12/25 6:40	1.662	2.615	3.068	2.835	2.584	0.774*	1.515	1.452	南南西	7.1	無
2015/12/25 6:50	1.658	2.618	3.067	2.835	2.582	0.775*	1.518	1.448	南南西	7.2	無
2015/12/25 7:00	1.657	2.617	3.070	2.840	2.584	0.774*	1.520	1.450	南西	7.0	無
2015/12/25 7:10	1.655	2.617	3.067	2.842	2.584	0.772*	1.518	1.448	西南西	5.4	無
2015/12/25 7:20	1.655	2.617	3.065	2.840	2.584	0.772*	1.518	1.450	西南西	4.5	無
2015/12/25 7:30	1.660	2.615	3.068	2.837	2.580	0.774*	1.522	1.453	西	4.7	無
2015/12/25 7:40	1.658	2.615	3.067	2.838	2.580	0.772*	1.518	1.452	西	6.5	無
2015/12/25 7:50	1.660	2.618	3.068	2.838	2.577	0.771*	1.517	1.450	西	7.1	無
2015/12/25 8:00	1.660	2.620	3.068	2.837	2.580	0.773*	1.518	1.452	西	6.5	無

風速が0.5m/s未満の場合「CALM」(静穏)、この時の風向を「-」と表記する。

* 12/18 10:40～ MP-6取替に伴う代替測定。

Monitoring data by a monitoring car* at Fukushima Daiichi Nuclear Power Station (μ Sv/h)

* The data from monitoring car may deficit as the vehicle may change monitoring point.

*About the direction of the wind and the wind velocity,we are measuring with the weather observation meter of the 10m higher.

*"-": the wind velocity/"CALM":the wind direction is below 0.5m/s.

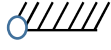

Measuring Point	Measurement Date	γ Ray	Neutron Ray	Weather	Wind Direction	Wind Velocity (m/s)
West Gate	2015/12/24 0:00	1.2	<0.01	Rain	NW	1.2
West Gate	2015/12/24 0:10	1.2	<0.01	Rain	NW	1.1
West Gate	2015/12/24 0:20	1.2	<0.01	Rain	NW	0.9
West Gate	2015/12/24 0:30	1.2	<0.01	Rain	NW	0.9
West Gate	2015/12/24 0:40	1.1	<0.01	Rain	NNW	0.9
West Gate	2015/12/24 0:50	1.2	<0.01	Rain	NNW	0.8
West Gate	2015/12/24 1:00	1.2	<0.01	Rain	NNW	1.0
West Gate	2015/12/24 1:10	1.2	<0.01	Cloudy	NNW	1.5
West Gate	2015/12/24 1:20	1.2	<0.01	Rain	NNW	1.7
West Gate	2015/12/24 1:30	1.2	<0.01	Rain	NNW	2.0
West Gate	2015/12/24 1:40	1.2	<0.01	Rain	NNW	2.0
West Gate	2015/12/24 1:50	1.2	<0.01	Rain	NNW	1.7
West Gate	2015/12/24 2:00	1.2	<0.01	Cloudy	NNW	1.8
West Gate	2015/12/24 2:10	1.2	<0.01	Rain	NNW	1.8
West Gate	2015/12/24 2:20	1.2	<0.01	Rain	NNW	1.6
West Gate	2015/12/24 2:30	1.2	<0.01	Rain	NNW	2.1
West Gate	2015/12/24 2:40	1.2	<0.01	Rain	NNW	2.3
West Gate	2015/12/24 2:50	1.2	<0.01	Rain	NNW	2.4
West Gate	2015/12/24 3:00	1.2	<0.01	Rain	NNW	2.4
West Gate	2015/12/24 3:10	1.2	<0.01	Rain	NNW	2.2
West Gate	2015/12/24 3:20	1.2	<0.01	Rain	NNW	1.6
West Gate	2015/12/24 3:30	1.2	<0.01	Rain	NNW	2.1
West Gate	2015/12/24 3:40	1.2	<0.01	Rain	NNW	1.6
West Gate	2015/12/24 3:50	1.2	<0.01	Rain	NNW	1.6
West Gate	2015/12/24 4:00	1.2	<0.01	Rain	NNW	1.4
West Gate	2015/12/24 4:10	1.2	<0.01	Rain	NNW	2.2
West Gate	2015/12/24 4:20	1.2	<0.01	Rain	NNW	2.6
West Gate	2015/12/24 4:30	1.2	<0.01	Rain	NNW	1.8
West Gate	2015/12/24 4:40	1.2	<0.01	Rain	NNW	1.9
West Gate	2015/12/24 4:50	1.2	<0.01	Rain	NNW	2.2
West Gate	2015/12/24 5:00	1.1	<0.01	Rain	NNW	2.1
West Gate	2015/12/24 5:10	1.2	<0.01	Rain	NNW	2.3
West Gate	2015/12/24 5:20	1.2	<0.01	Rain	NNW	2.1
West Gate	2015/12/24 5:30	1.2	<0.01	Rain	NNW	2.4
West Gate	2015/12/24 5:40	1.2	<0.01	Rain	N	2.7
West Gate	2015/12/24 5:50	1.2	<0.01	Cloudy	NNW	2.8
West Gate	2015/12/24 6:00	1.1	<0.01	Rain	NNW	2.5
West Gate	2015/12/24 6:10	1.2	<0.01	Rain	NNW	2.7
West Gate	2015/12/24 6:20	1.1	<0.01	Rain	NNW	2.8
West Gate	2015/12/24 6:30	1.1	<0.01	Rain	NNW	2.8
West Gate	2015/12/24 6:40	1.2	<0.01	Cloudy	NNW	2.8
West Gate	2015/12/24 6:50	1.2	<0.01	Cloudy	NNW	2.5
West Gate	2015/12/24 7:00	1.2	<0.01	Rain	NNW	3.7
West Gate	2015/12/24 7:10	1.1	<0.01	Cloudy	NNW	3.2
West Gate	2015/12/24 7:20	1.2	<0.01	Cloudy	NNW	2.7
West Gate	2015/12/24 7:30	1.2	<0.01	Cloudy	NNW	2.5
West Gate	2015/12/24 7:40	1.2	<0.01	Cloudy	NNW	2.0
West Gate	2015/12/24 7:50	1.1	<0.01	Cloudy	NNW	1.9
West Gate	2015/12/24 8:00	1.2	<0.01	Cloudy	NNW	2.3
West Gate	2015/12/24 8:10	1.2	<0.01	Cloudy	NW	1.8
West Gate	2015/12/24 8:20	1.2	<0.01	Cloudy	NNW	2.2
West Gate	2015/12/24 8:30	1.1	<0.01	Cloudy	NNW	2.9
West Gate	2015/12/24 8:40	1.1	<0.01	Cloudy	NNW	2.2
West Gate	2015/12/24 8:50	1.1	<0.01	Cloudy	NNW	2.3
West Gate	2015/12/24 9:00	1.1	<0.01	Cloudy	NNW	2.5
West Gate	2015/12/24 9:10	1.1	<0.01	Cloudy	NNW	2.9
West Gate	2015/12/24 9:20	1.1	<0.01	Cloudy	NNW	3.4
West Gate	2015/12/24 9:30	1.1	<0.01	Cloudy	NNW	3.2
West Gate	2015/12/24 9:40	1.1	<0.01	Cloudy	NNW	3.4
West Gate	2015/12/24 9:50	1.1	<0.01	Cloudy	NNW	3.3
West Gate	2015/12/24 10:00	1.1	<0.01	Cloudy	NNW	3.6
West Gate	2015/12/24 10:10	1.1	<0.01	Cloudy	NNW	3.7
West Gate	2015/12/24 10:20	1.1	<0.01	Cloudy	NNW	3.9
West Gate	2015/12/24 10:30	1.1	<0.01	Cloudy	NNW	4.0
West Gate	2015/12/24 10:40	1.1	<0.01	Cloudy	NNW	3.8
West Gate	2015/12/24 10:50	1.2	<0.01	Cloudy	N	3.0
West Gate	2015/12/24 11:00	1.2	<0.01	Cloudy	N	2.7
West Gate	2015/12/24 11:10	1.2	<0.01	Cloudy	N	2.9

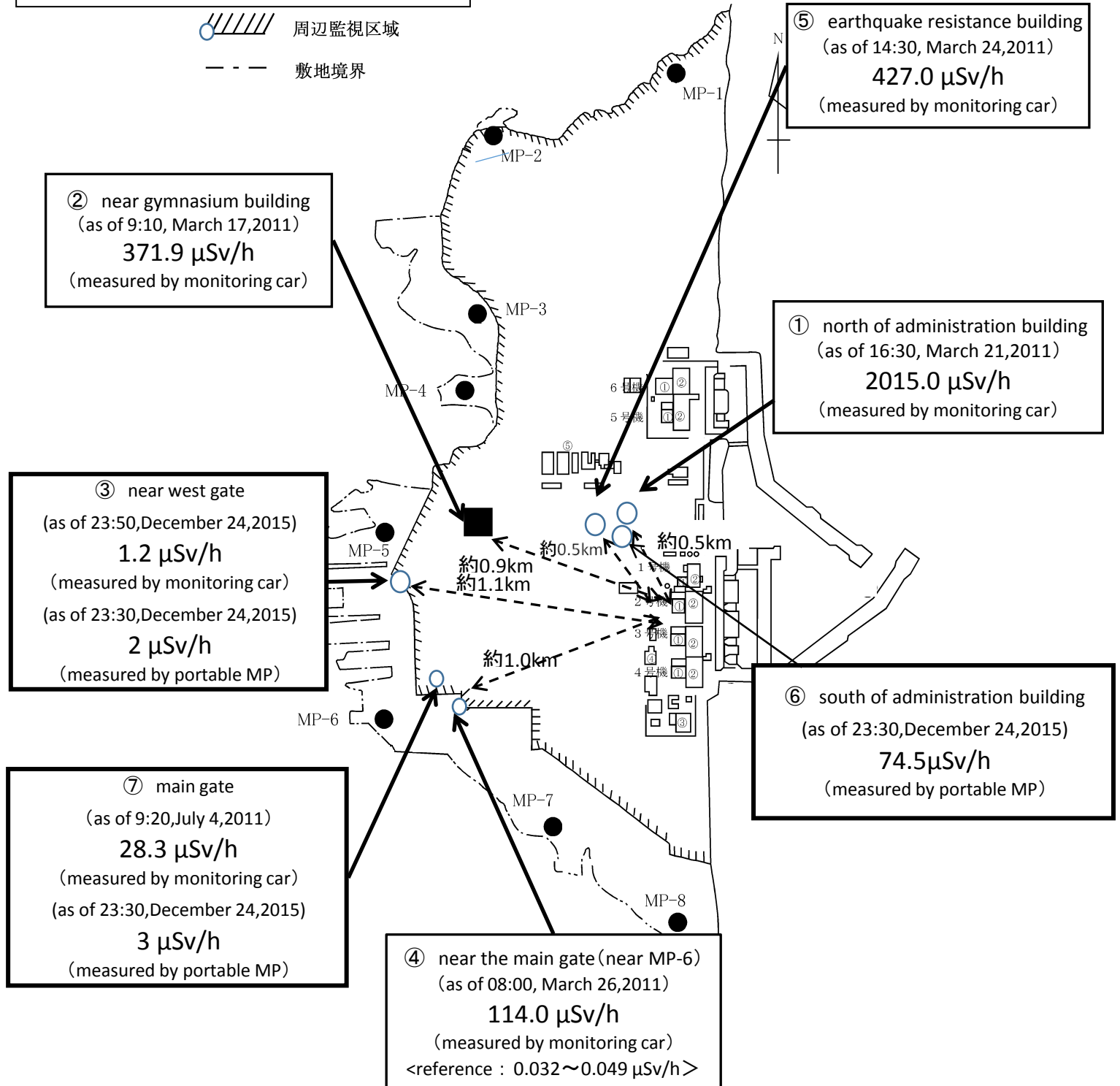
Measuring Point	Measurement Date	γ Ray	Neutron Ray	Weather	Wind Direction	Wind Velocity (m/s)
West Gate	2015/12/24 11:20	1.2	<0.01	Cloudy	N	3.9
West Gate	2015/12/24 11:30	1.2	<0.01	Cloudy	N	4.1
West Gate	2015/12/24 11:40	1.1	<0.01	Cloudy	N	5.0
West Gate	2015/12/24 11:50	1.1	<0.01	Cloudy	N	4.8
West Gate	2015/12/24 12:00	1.1	<0.01	Cloudy	N	3.6
West Gate	2015/12/24 12:10	1.1	<0.01	Cloudy	N	3.7
West Gate	2015/12/24 12:20	1.1	<0.01	Cloudy	N	5.3
West Gate	2015/12/24 12:30	1.2	<0.01	Cloudy	N	4.9
West Gate	2015/12/24 12:40	1.1	<0.01	Cloudy	N	4.6
West Gate	2015/12/24 12:50	1.2	<0.01	Cloudy	N	4.2
West Gate	2015/12/24 13:00	1.2	<0.01	Cloudy	N	5.1
West Gate	2015/12/24 13:10	1.1	<0.01	Cloudy	N	5.3
West Gate	2015/12/24 13:20	1.2	<0.01	Cloudy	N	5.2
West Gate	2015/12/24 13:30	1.2	<0.01	Cloudy	N	3.9
West Gate	2015/12/24 13:40	1.2	<0.01	Cloudy	N	3.9
West Gate	2015/12/24 13:50	1.2	<0.01	Cloudy	N	3.8
West Gate	2015/12/24 14:00	1.1	<0.01	Cloudy	N	4.2
West Gate	2015/12/24 14:10	1.2	<0.01	Cloudy	N	3.8
West Gate	2015/12/24 14:20	1.2	<0.01	Cloudy	N	3.9
West Gate	2015/12/24 14:30	1.2	<0.01	Cloudy	N	3.9
West Gate	2015/12/24 14:40	1.2	<0.01	Cloudy	N	4.1
West Gate	2015/12/24 14:50	1.2	<0.01	Cloudy	N	4.0
West Gate	2015/12/24 15:00	1.2	<0.01	Cloudy	N	3.2
West Gate	2015/12/24 15:10	1.2	<0.01	Fine	N	2.9
West Gate	2015/12/24 15:20	1.2	<0.01	Fine	N	4.0
West Gate	2015/12/24 15:30	1.2	<0.01	Fine	N	3.7
West Gate	2015/12/24 15:40	1.2	<0.01	Fine	N	3.2
West Gate	2015/12/24 15:50	1.2	<0.01	Fine	N	2.6
West Gate	2015/12/24 16:00	1.2	<0.01	Fine	N	2.4
West Gate	2015/12/24 16:10	1.2	<0.01	Fine	N	2.7
West Gate	2015/12/24 16:20	1.2	<0.01	Fine	N	2.3
West Gate	2015/12/24 16:30	1.1	<0.01	Fine	NNW	2.2
West Gate	2015/12/24 16:40	1.1	<0.01	Fine	NNW	2.1
West Gate	2015/12/24 16:50	1.1	<0.01	Fine	NNW	2.4
West Gate	2015/12/24 17:00	1.2	<0.01	Fine	NW	1.3
West Gate	2015/12/24 17:10	1.2	<0.01	Fine	NW	1.8
West Gate	2015/12/24 17:20	1.2	<0.01	Fine	WNW	1.9
West Gate	2015/12/24 17:30	1.2	<0.01	Fine	WNW	0.8
West Gate	2015/12/24 17:40	1.2	<0.01	Fine	WNW	1.4
West Gate	2015/12/24 17:50	1.2	<0.01	Fine	NW	1.7
West Gate	2015/12/24 18:00	1.2	<0.01	Fine	NNW	1.2
West Gate	2015/12/24 18:10	1.1	<0.01	Cloudy	NW	1.4
West Gate	2015/12/24 18:20	1.2	<0.01	Cloudy	NW	1.1
West Gate	2015/12/24 18:30	1.2	<0.01	Cloudy	NW	1.5
West Gate	2015/12/24 18:40	1.2	<0.01	Cloudy	W	0.5
West Gate	2015/12/24 18:50	1.2	<0.01	Cloudy	NW	0.8
West Gate	2015/12/24 19:00	1.2	<0.01	Cloudy	NW	1.2
West Gate	2015/12/24 19:10	1.2	<0.01	Cloudy	W	0.6
West Gate	2015/12/24 19:20	1.2	<0.01	Cloudy	-	CALM
West Gate	2015/12/24 19:30	1.2	<0.01	Cloudy	-	CALM
West Gate	2015/12/24 19:40	1.2	<0.01	Cloudy	NW	1.8
West Gate	2015/12/24 19:50	1.2	<0.01	Cloudy	NW	1.3
West Gate	2015/12/24 20:00	1.2	<0.01	Cloudy	NW	1.7
West Gate	2015/12/24 20:10	1.2	<0.01	Cloudy	WNW	1.5
West Gate	2015/12/24 20:20	1.2	<0.01	Cloudy	W	0.5
West Gate	2015/12/24 20:30	1.2	<0.01	Cloudy	-	CALM
West Gate	2015/12/24 20:40	1.2	<0.01	Cloudy	-	CALM
West Gate	2015/12/24 20:50	1.2	<0.01	Cloudy	WNW	0.5
West Gate	2015/12/24 21:00	1.2	<0.01	Cloudy	WNW	0.6
West Gate	2015/12/24 21:10	1.2	<0.01	Cloudy	WNW	0.7
West Gate	2015/12/24 21:20	1.2	<0.01	Cloudy	WNW	0.9
West Gate	2015/12/24 21:30	1.2	<0.01	Cloudy	W	0.8
West Gate	2015/12/24 21:40	1.2	<0.01	Cloudy	W	0.5
West Gate	2015/12/24 21:50	1.2	<0.01	Cloudy	W	0.5
West Gate	2015/12/24 22:00	1.2	<0.01	Cloudy	-	CALM
West Gate	2015/12/24 22:10	1.2	<0.01	Cloudy	WNW	0.6
West Gate	2015/12/24 22:20	1.2	<0.01	Cloudy	W	0.6
West Gate	2015/12/24 22:30	1.2	<0.01	Cloudy	W	0.5
West Gate	2015/12/24 22:40	1.2	<0.01	Cloudy	W	0.8
West Gate	2015/12/24 22:50	1.2	<0.01	Cloudy	WSW	1.0
West Gate	2015/12/24 23:00	1.1	<0.01	Cloudy	WSW	1.3
West Gate	2015/12/24 23:10	1.2	<0.01	Cloudy	WSW	1.0
West Gate	2015/12/24 23:20	1.2	<0.01	Cloudy	WSW	0.8
West Gate	2015/12/24 23:30	1.2	<0.01	Cloudy	W	1.0
West Gate	2015/12/24 23:40	1.2	<0.01	Cloudy	W	1.1
West Gate	2015/12/24 23:50	1.2	<0.01	Cloudy	WSW	0.6

Fukushima Daiichi Nuclear Power Plant

2015/12/24
as of 23:50

周辺監視区域: supervised outside area
敷地境界: site boundary

 周辺監視区域
 敷地境界



※Reference data indicate the normal fluctuation range of airborne radiation rate.