

Fixed point Monitoring Status by Temporary Monitoring Post at Fukushima Daiichi Nuclear Power Station

Date	Radiation Dose Rate (μ Sv/h) At the Main Buiding	Radiation Dose Rate (μ Sv/h) At the Main Gate	Radiation Dose Rate (μ Sv/h) At the West Gate
2015/12/15 0:00	76	3	2
2015/12/15 0:30	76	3	2
2015/12/15 1:00	76	3	2
2015/12/15 1:30	76	3	2
2015/12/15 2:00	76	3	2
2015/12/15 2:30	76	3	2
2015/12/15 3:00	76	3	2
2015/12/15 3:30	76	3	2
2015/12/15 4:00	76	3	2
2015/12/15 4:30	76	3	2
2015/12/15 5:00	76	3	2
2015/12/15 5:30	76	3	2
2015/12/15 6:00	77	3	2
2015/12/15 6:30	76	3	2
2015/12/15 7:00	77	3	2
2015/12/15 7:30	77	3	2
2015/12/15 8:00	77	3	2
2015/12/15 8:30	77	3	2
2015/12/15 9:00	76	3	2
2015/12/15 9:30	77	3	2
2015/12/15 10:00	77	3	2
2015/12/15 10:30	77	3	2
2015/12/15 11:00	77	3	2
2015/12/15 11:30	77	3	2
2015/12/15 12:00	77	3	2
2015/12/15 12:30	77	3	2
2015/12/15 13:00	77	3	2
2015/12/15 13:30	76	3	2
2015/12/15 14:00	76	3	2
2015/12/15 14:30	76	3	2
2015/12/15 15:00	76	3	2
2015/12/15 15:30	76	3	2
2015/12/15 16:00	76	3	2
2015/12/15 16:30	76	3	2
2015/12/15 17:00	76	3	2
2015/12/15 17:30	76	3	2
2015/12/15 18:00	76	3	2
2015/12/15 18:30	76	3	2
2015/12/15 19:00	76	3	2
2015/12/15 19:30	76	3	2
2015/12/15 20:00	76	3	2
2015/12/15 20:30	76	3	2
2015/12/15 21:00	76	3	2
2015/12/15 21:30	76	3	2
2015/12/15 22:00	76	3	2
2015/12/15 22:30	76	3	2
2015/12/15 23:00	76	3	2
2015/12/15 23:30	76	3	2

福島第一原子力発電所 モニタリングポスト空間線量率

単位: $\mu\text{Sv/h}$

単位: m/s

日時	MP								スタック		感雨
	MP-1	MP-2	MP-3	MP-4	MP-5	MP-6	MP-7	MP-8	風向	風速	
2015/12/15 8:00	1.658	2.648	3.100	2.867	3.488*	0.860	1.528	1.457	北北西	1.9	無
2015/12/15 8:10	1.658	2.647	3.102	2.867	3.493*	0.857	1.528	1.457	北西	1.4	無
2015/12/15 8:20	1.663	2.652	3.100	2.862	3.482*	0.858	1.532	1.457	北西	1.7	無
2015/12/15 8:30	1.663	2.647	3.105	2.865	3.486*	0.860	1.530	1.455	西北西	1.5	無
2015/12/15 8:40	1.665	2.653	3.105	2.868	3.489*	0.862	1.532	1.457	北西	2.6	無
2015/12/15 8:50	1.663	2.648	3.105	2.872	3.486*	0.860	1.530	1.458	北西	3.1	無
2015/12/15 9:00	1.660	2.650	3.107	2.873	3.484*	0.860	1.530	1.460	北北西	2.8	無
2015/12/15 9:10	1.660	2.650	3.105	2.872	3.492*	0.862	1.530	1.455	北北西	1.7	無
2015/12/15 9:20	1.663	2.652	3.110	2.872	3.496*	0.860	1.532	1.458	北西	0.6	無
2015/12/15 9:30	1.663	2.652	3.110	2.872	3.502*	0.860	1.532	1.458	北北西	2.3	無
2015/12/15 9:40	1.662	2.652	3.110	2.873	3.503*	0.862	1.530	1.458	北北西	3.3	無
2015/12/15 9:50	1.665	2.655	3.113	2.877	3.495*	0.862	1.533	1.455	北	2.3	無
2015/12/15 10:00	1.665	2.657	3.110	2.877	3.511*	0.865	1.533	1.457	北北西	2.3	無
2015/12/15 10:10	1.663	2.657	3.112	2.875	3.498*	0.865	1.532	1.458	北	1.9	無
2015/12/15 10:20	1.667	2.657	3.112	2.873	3.512*	0.865	1.533	1.458	北	1.9	無
2015/12/15 10:30	1.668	2.652	3.112	2.873	3.501*	0.865	1.533	1.458	北北西	2.8	無
2015/12/15 10:40	1.667	2.655	3.112	2.872	3.503*	0.865	1.533	1.458	北	2.0	無
2015/12/15 10:50	1.665	2.655	3.113	2.875	3.502*	0.867	1.532	1.457	北北西	1.9	無
2015/12/15 11:00	1.667	2.658	3.115	2.878	3.509*	0.865	1.535	1.458	北	1.7	無
2015/12/15 11:10	1.667	2.653	3.113	2.873	3.515*	0.862	1.535	1.458	北北西	1.2	無
2015/12/15 11:20	1.667	2.658	3.115	2.873	3.518*	0.863	1.533	1.460	北北西	1.4	無
2015/12/15 11:30	1.667	2.655	3.117	2.877	3.526*	0.865	1.535	1.460	北北東	1.2	無
2015/12/15 11:40	1.667	2.653	3.113	2.878	3.527*	0.865	1.535	1.460	東北東	1.7	無
2015/12/15 11:50	1.670	2.658	3.112	2.878	3.525*	0.863	1.535	1.458	東北東	0.6	無
2015/12/15 12:00	1.665	2.653	3.113	2.877	3.512*	0.867	1.535	1.460	-	CALM	無
2015/12/15 12:10	1.667	2.653	3.113	2.877	3.517*	0.865	1.535	1.460	西	0.6	無
2015/12/15 12:20	1.670	2.653	3.115	2.877	3.511*	0.863	1.537	1.460	-	CALM	無
2015/12/15 12:30	1.668	2.655	3.115	2.875	3.509*	0.863	1.535	1.460	西北西	1.2	無
2015/12/15 12:40	1.667	2.655	3.113	2.875	3.503*	0.867	1.535	1.460	-	CALM	無
2015/12/15 12:50	1.670	2.655	3.115	2.877	3.508*	0.865	1.538	1.460	-	CALM	無
2015/12/15 13:00	1.670	2.657	3.117	2.875	3.510*	0.862	1.538	1.462	-	CALM	無
2015/12/15 13:10	1.668	2.655	3.117	2.878	3.510*	0.867	1.535	1.460	-	CALM	無
2015/12/15 13:20	1.665	2.655	3.118	2.877	3.511*	0.868	1.535	1.457	南東	0.6	無
2015/12/15 13:30	1.667	2.657	3.115	2.878	3.514*	0.865	1.535	1.460	東	0.9	無
2015/12/15 13:40	1.667	2.657	3.118	2.877	3.516*	0.865	1.537	1.462	東	0.6	無
2015/12/15 13:50	1.672	2.663	3.118	2.878	3.503*	0.865	1.537	1.463	-	CALM	無
2015/12/15 14:00	1.665	2.658	3.120	2.877	3.494*	0.867	1.537	1.462	南	0.6	無

日時	MP								スタック		感雨
	MP-1	MP-2	MP-3	MP-4	MP-5	MP-6	MP-7	MP-8	風向	風速	
2015/12/15 14:10	1.667	2.660	3.113	2.880	3.500*	0.867	1.535	1.458	南南東	0.9	無
2015/12/15 14:20	1.672	2.660	3.115	2.878	3.499*	0.867	1.535	1.460	南	1.5	無
2015/12/15 14:30	1.668	2.660	3.117	2.880	3.494*	0.868	1.538	1.458	南南東	2.3	無
2015/12/15 14:40	1.663	2.657	3.120	2.880	3.489*	0.868	1.538	1.460	南南東	2.8	無
2015/12/15 14:50	1.665	2.658	3.118	2.880	3.490*	0.867	1.537	1.460	南南東	2.6	無
2015/12/15 15:00	1.670	2.655	3.118	2.878	3.488*	0.868	1.537	1.462	南南東	2.9	無
2015/12/15 15:10	1.670	2.658	3.117	2.878	3.491*	0.865	1.537	1.458	南南東	2.0	無
2015/12/15 15:20	1.670	2.658	3.115	2.875	3.489*	0.863	1.535	1.457	南南東	2.0	無
2015/12/15 15:30	1.668	2.658	3.115	2.877	3.485*	0.868	1.535	1.460	南南東	2.8	無
2015/12/15 15:40	1.672	2.658	3.117	2.878	3.490*	0.868	1.538	1.458	南東	2.2	無
2015/12/15 15:50	1.670	2.658	3.113	2.878	3.489*	0.867	1.533	1.462	南南東	2.0	無
2015/12/15 16:00	1.668	2.653	3.115	2.878	3.491*	0.868	1.538	1.460	南南東	1.4	無
2015/12/15 16:10	1.670	2.660	3.117	2.877	3.471*	0.865	1.538	1.458	南南東	1.2	無
2015/12/15 16:20	1.667	2.662	3.117	2.875	3.480*	0.870	1.537	1.458	南南西	0.9	無
2015/12/15 16:30	1.670	2.658	3.118	2.878	3.472*	0.870	1.535	1.457	-	CALM	無
2015/12/15 16:40	1.672	2.658	3.117	2.878	3.471*	0.870	1.537	1.460	南南西	1.7	無
2015/12/15 16:50	1.673	2.658	3.115	2.877	3.472*	0.870	1.535	1.458	南	2.0	無
2015/12/15 17:00	1.670	2.658	3.115	2.880	3.474*	0.872	1.537	1.458	南	2.5	無
2015/12/15 17:10	1.668	2.657	3.113	2.878	3.477*	0.870	1.535	1.460	南南東	2.3	無
2015/12/15 17:20	1.668	2.653	3.115	2.875	3.477*	0.867	1.538	1.460	南南東	2.6	無
2015/12/15 17:30	1.668	2.658	3.117	2.878	3.467*	0.867	1.537	1.462	南南東	2.9	無
2015/12/15 17:40	1.673	2.662	3.113	2.878	3.485*	0.867	1.537	1.462	南東	3.4	無
2015/12/15 17:50	1.672	2.658	3.113	2.875	3.486*	0.872	1.535	1.458	南東	2.9	無
2015/12/15 18:00	1.670	2.655	3.113	2.875	3.486*	0.870	1.533	1.458	南東	2.3	無
2015/12/15 18:10	1.667	2.660	3.113	2.873	3.485*	0.868	1.533	1.460	南南東	2.0	無
2015/12/15 18:20	1.667	2.657	3.112	2.875	3.486*	0.867	1.535	1.462	南	1.5	無
2015/12/15 18:30	1.670	2.657	3.113	2.878	3.485*	0.867	1.535	1.460	南南東	1.9	無
2015/12/15 18:40	1.670	2.655	3.108	2.877	3.483*	0.868	1.533	1.460	南東	2.0	無
2015/12/15 18:50	1.672	2.655	3.110	2.875	3.482*	0.872	1.535	1.460	南	2.3	無
2015/12/15 19:00	1.668	2.655	3.113	2.875	3.484*	0.872	1.535	1.462	南南東	2.5	無
2015/12/15 19:10	1.670	2.655	3.110	2.875	3.482*	0.870	1.538	1.460	南東	2.0	無
2015/12/15 19:20	1.672	2.655	3.112	2.877	3.482*	0.870	1.533	1.460	南南東	2.6	無
2015/12/15 19:30	1.672	2.652	3.110	2.878	3.479*	0.870	1.537	1.458	南南東	3.2	無
2015/12/15 19:40	1.668	2.652	3.115	2.877	3.481*	0.867	1.533	1.460	南	3.9	無
2015/12/15 19:50	1.675	2.652	3.113	2.877	3.480*	0.868	1.532	1.458	南	3.9	無
2015/12/15 20:00	1.672	2.658	3.113	2.877	3.477*	0.870	1.535	1.460	南	3.4	無

日時	MP								スタック		感雨
	MP-1	MP-2	MP-3	MP-4	MP-5	MP-6	MP-7	MP-8	風向	風速	
2015/12/15 20:10	1.670	2.655	3.113	2.877	3.481*	0.868	1.532	1.458	南南東	2.5	無
2015/12/15 20:20	1.672	2.655	3.113	2.872	3.474*	0.870	1.535	1.458	南南東	2.8	無
2015/12/15 20:30	1.673	2.657	3.113	2.875	3.483*	0.870	1.535	1.457	南	3.6	無
2015/12/15 20:40	1.673	2.655	3.113	2.877	3.479*	0.870	1.533	1.460	南	4.4	無
2015/12/15 20:50	1.675	2.655	3.112	2.877	3.480*	0.870	1.535	1.460	南南西	4.3	無
2015/12/15 21:00	1.673	2.653	3.113	2.875	3.482*	0.870	1.535	1.462	南	5.0	無
2015/12/15 21:10	1.673	2.658	3.107	2.877	3.484*	0.870	1.537	1.457	南	5.0	無
2015/12/15 21:20	1.673	2.652	3.112	2.880	3.481*	0.868	1.535	1.460	南	5.0	無
2015/12/15 21:30	1.673	2.655	3.115	2.877	3.486*	0.870	1.535	1.458	南	6.6	無
2015/12/15 21:40	1.670	2.657	3.113	2.873	3.485*	0.867	1.535	1.462	南南東	7.2	無
2015/12/15 21:50	1.672	2.655	3.113	2.875	3.486*	0.868	1.537	1.460	南南東	6.4	無
2015/12/15 22:00	1.670	2.658	3.113	2.878	3.488*	0.872	1.535	1.458	南	5.7	無
2015/12/15 22:10	1.673	2.660	3.112	2.878	3.492*	0.872	1.537	1.460	南	5.7	無
2015/12/15 22:20	1.672	2.657	3.115	2.877	3.497*	0.870	1.535	1.460	南	5.4	無
2015/12/15 22:30	1.673	2.658	3.115	2.875	3.492*	0.870	1.538	1.458	南	5.8	無
2015/12/15 22:40	1.670	2.660	3.113	2.877	3.490*	0.873	1.538	1.462	南	6.2	無
2015/12/15 22:50	1.672	2.655	3.113	2.875	3.497*	0.873	1.537	1.462	南	5.8	無
2015/12/15 23:00	1.672	2.660	3.110	2.877	3.499*	0.875	1.535	1.462	南	5.5	無
2015/12/15 23:10	1.672	2.655	3.113	2.880	3.499*	0.872	1.538	1.463	南	3.7	無
2015/12/15 23:20	1.670	2.660	3.113	2.878	3.494*	0.875	1.535	1.460	南	3.9	無
2015/12/15 23:30	1.672	2.657	3.113	2.877	3.491*	0.872	1.537	1.458	南南東	1.9	無
2015/12/15 23:40	1.670	2.657	3.112	2.880	3.493*	0.872	1.540	1.462	南南西	0.9	無
2015/12/15 23:50	1.673	2.655	3.115	2.877	3.494*	0.870	1.538	1.460	南西	1.4	無
2015/12/16 0:00	1.677	2.657	3.118	2.877	3.489*	0.872	1.535	1.460	南西	2.3	無
2015/12/16 0:10	1.680	2.655	3.113	2.877	3.487*	0.872	1.537	1.462	西	2.6	無
2015/12/16 0:20	1.682	2.658	3.112	2.878	3.485*	0.873	1.538	1.458	西北西	1.5	無
2015/12/16 0:30	1.680	2.657	3.113	2.877	3.484*	0.873	1.537	1.460	北北西	2.0	無
2015/12/16 0:40	1.678	2.650	3.113	2.877	3.485*	0.870	1.535	1.457	北	2.3	無
2015/12/16 0:50	1.677	2.657	3.110	2.875	3.483*	0.872	1.535	1.460	北西	2.6	無
2015/12/16 1:00	1.680	2.657	3.110	2.875	3.480*	0.873	1.535	1.460	北西	3.2	無
2015/12/16 1:10	1.682	2.657	3.107	2.872	3.479*	0.870	1.537	1.462	北西	4.9	無
2015/12/16 1:20	1.678	2.653	3.113	2.875	3.475*	0.872	1.535	1.458	北西	4.7	無
2015/12/16 1:30	1.682	2.650	3.112	2.877	3.476*	0.872	1.537	1.458	北西	5.2	無
2015/12/16 1:40	1.680	2.648	3.115	2.878	3.476*	0.870	1.535	1.460	北西	3.9	無
2015/12/16 1:50	1.680	2.653	3.112	2.875	3.485*	0.870	1.535	1.458	北西	2.9	無
2015/12/16 2:00	1.677	2.655	3.107	2.873	3.485*	0.870	1.538	1.460	北西	2.5	無

日時	MP								スタック		感雨
	MP-1	MP-2	MP-3	MP-4	MP-5	MP-6	MP-7	MP-8	風向	風速	
2015/12/16 2:10	1.680	2.652	3.110	2.875	3.484*	0.870	1.533	1.460	西北西	1.2	無
2015/12/16 2:20	1.683	2.652	3.113	2.873	3.482*	0.872	1.533	1.458	-	CALM	無
2015/12/16 2:30	1.678	2.652	3.112	2.877	3.479*	0.872	1.535	1.458	西北西	0.6	無
2015/12/16 2:40	1.673	2.650	3.112	2.877	3.495*	0.870	1.537	1.458	北東	0.9	無
2015/12/16 2:50	1.678	2.650	3.108	2.877	3.492*	0.872	1.535	1.462	東	1.1	無
2015/12/16 3:00	1.680	2.652	3.112	2.873	3.497*	0.872	1.535	1.460	南東	0.6	無
2015/12/16 3:10	1.682	2.650	3.110	2.877	3.492*	0.872	1.533	1.462	東南東	0.9	無
2015/12/16 3:20	1.680	2.657	3.108	2.875	3.494*	0.870	1.537	1.460	-	CALM	無
2015/12/16 3:30	1.678	2.653	3.112	2.877	3.496*	0.868	1.535	1.458	南東	1.2	無
2015/12/16 3:40	1.678	2.653	3.112	2.877	3.498*	0.872	1.535	1.455	南	0.8	無
2015/12/16 3:50	1.680	2.652	3.112	2.877	3.498*	0.875	1.537	1.460	北北西	0.9	無
2015/12/16 4:00	1.682	2.653	3.110	2.873	3.498*	0.873	1.537	1.463	東南東	2.0	無
2015/12/16 4:10	1.683	2.653	3.112	2.877	3.504*	0.873	1.535	1.462	東北東	3.3	無
2015/12/16 4:20	1.683	2.653	3.112	2.875	3.501*	0.875	1.535	1.458	東	2.3	無
2015/12/16 4:30	1.683	2.657	3.112	2.873	3.492*	0.875	1.535	1.462	南西	1.4	無
2015/12/16 4:40	1.680	2.653	3.112	2.877	3.495*	0.875	1.537	1.462	西北西	2.3	無
2015/12/16 4:50	1.680	2.652	3.112	2.877	3.498*	0.872	1.538	1.462	東	2.6	無
2015/12/16 5:00	1.682	2.650	3.113	2.877	3.495*	0.870	1.538	1.460	東	2.5	無
2015/12/16 5:10	1.682	2.653	3.112	2.877	3.495*	0.872	1.538	1.460	北北東	0.9	無
2015/12/16 5:20	1.682	2.653	3.112	2.878	3.490*	0.872	1.538	1.462	北	2.0	無
2015/12/16 5:30	1.677	2.648	3.110	2.878	3.497*	0.873	1.538	1.465	北	2.9	無
2015/12/16 5:40	1.678	2.652	3.112	2.875	3.495*	0.873	1.537	1.460	北東	0.9	無
2015/12/16 5:50	1.683	2.655	3.112	2.873	3.496*	0.870	1.538	1.462	北北西	2.0	無
2015/12/16 6:00	1.682	2.655	3.108	2.875	3.490*	0.870	1.537	1.462	北西	2.0	無
2015/12/16 6:10	1.683	2.658	3.112	2.870	3.489*	0.868	1.535	1.460	北北西	2.6	無
2015/12/16 6:20	1.685	2.655	3.110	2.875	3.485*	0.865	1.537	1.458	北北西	1.7	無
2015/12/16 6:30	1.683	2.650	3.110	2.877	3.489*	0.865	1.533	1.462	北北西	2.8	無
2015/12/16 6:40	1.682	2.653	3.108	2.875	3.489*	0.872	1.538	1.463	北北西	2.3	無
2015/12/16 6:50	1.682	2.653	3.112	2.877	3.486*	0.870	1.538	1.462	北北西	4.5	無
2015/12/16 7:00	1.682	2.653	3.112	2.880	3.487*	0.872	1.535	1.458	北北西	5.6	無
2015/12/16 7:10	1.685	2.652	3.113	2.875	3.484*	0.867	1.537	1.458	北北西	5.5	無
2015/12/16 7:20	1.685	2.653	3.113	2.880	3.488*	0.870	1.532	1.462	北北西	5.9	無
2015/12/16 7:30	1.683	2.657	3.113	2.878	3.489*	0.868	1.537	1.457	北北西	4.8	無
2015/12/16 7:40	1.685	2.655	3.113	2.882	3.488*	0.868	1.537	1.462	北西	5.1	無
2015/12/16 7:50	1.683	2.657	3.115	2.883	3.487*	0.867	1.537	1.462	北西	6.0	無
2015/12/16 8:00	1.683	2.660	3.117	2.880	3.483*	0.868	1.537	1.462	北西	5.6	無

風速が0.5m/s未満の場合「CALM」(静穏)、この時の風向を「-」と表記する。

* 12/9 10:10～ MP-5取替に伴う代替測定。

Monitoring data by a monitoring car* at Fukushima Daiichi Nuclear Power Station (μ Sv/h)

* The data from monitoring car may deficit as the vehicle may change monitoring point.

*About the direction of the wind and the wind velocity,we are measuring with the weather observation meter of the 10m higher.

*"-": the wind velocity/"CALM":the wind direction is below 0.5m/s.

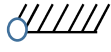

Measuring Point	Measurement Date	γ Ray	Neutron Ray	Weather	Wind Direction	Wind Velocity (m/s)
West Gate	2015/12/15 0:00	1.3	<0.01	Cloudy	NW	1.5
West Gate	2015/12/15 0:10	1.3	<0.01	Cloudy	NW	1.6
West Gate	2015/12/15 0:20	1.3	<0.01	Cloudy	NW	1.4
West Gate	2015/12/15 0:30	1.3	<0.01	Cloudy	WNW	1.1
West Gate	2015/12/15 0:40	1.3	<0.01	Cloudy	WNW	0.8
West Gate	2015/12/15 0:50	1.3	<0.01	Cloudy	WNW	1.2
West Gate	2015/12/15 1:00	1.3	<0.01	Cloudy	WNW	1.9
West Gate	2015/12/15 1:10	1.3	<0.01	Cloudy	WNW	0.9
West Gate	2015/12/15 1:20	1.3	<0.01	Cloudy	WNW	1.4
West Gate	2015/12/15 1:30	1.3	<0.01	Cloudy	WNW	1.3
West Gate	2015/12/15 1:40	1.3	<0.01	Cloudy	NW	1.1
West Gate	2015/12/15 1:50	1.3	<0.01	Cloudy	NNW	1.3
West Gate	2015/12/15 2:00	1.3	<0.01	Cloudy	NW	1.2
West Gate	2015/12/15 2:10	1.3	<0.01	Cloudy	NW	1.3
West Gate	2015/12/15 2:20	1.3	<0.01	Cloudy	WNW	1.7
West Gate	2015/12/15 2:30	1.3	<0.01	Cloudy	NW	1.8
West Gate	2015/12/15 2:40	1.3	<0.01	Cloudy	NW	1.7
West Gate	2015/12/15 2:50	1.3	<0.01	Cloudy	NW	1.1
West Gate	2015/12/15 3:00	1.3	<0.01	Cloudy	NW	1.4
West Gate	2015/12/15 3:10	1.3	<0.01	Cloudy	NW	1.5
West Gate	2015/12/15 3:20	1.3	<0.01	Cloudy	NW	1.5
West Gate	2015/12/15 3:30	1.3	<0.01	Cloudy	NW	1.6
West Gate	2015/12/15 3:40	1.3	<0.01	Cloudy	NW	2.1
West Gate	2015/12/15 3:50	1.3	<0.01	Cloudy	NW	1.9
West Gate	2015/12/15 4:00	1.3	<0.01	Cloudy	NW	1.3
West Gate	2015/12/15 4:10	1.3	<0.01	Cloudy	WNW	1.0
West Gate	2015/12/15 4:20	1.3	<0.01	Cloudy	-	CALM
West Gate	2015/12/15 4:30	1.3	<0.01	Cloudy	WNW	0.6
West Gate	2015/12/15 4:40	1.3	<0.01	Cloudy	WNW	0.6
West Gate	2015/12/15 4:50	1.3	<0.01	Cloudy	WNW	0.6
West Gate	2015/12/15 5:00	1.3	<0.01	Cloudy	WNW	0.5
West Gate	2015/12/15 5:10	1.3	<0.01	Cloudy	W	0.8
West Gate	2015/12/15 5:20	1.3	<0.01	Cloudy	WNW	0.9
West Gate	2015/12/15 5:30	1.3	<0.01	Fine	WNW	1.1
West Gate	2015/12/15 5:40	1.3	<0.01	Fine	NW	0.9
West Gate	2015/12/15 5:50	1.3	<0.01	Fine	NW	1.5
West Gate	2015/12/15 6:00	1.3	<0.01	Fine	NW	1.7
West Gate	2015/12/15 6:10	1.3	<0.01	Fine	WNW	1.4
West Gate	2015/12/15 6:20	1.3	<0.01	Fine	NW	1.4
West Gate	2015/12/15 6:30	1.3	<0.01	Fine	WNW	0.6
West Gate	2015/12/15 6:40	1.3	<0.01	Fine	WNW	0.7
West Gate	2015/12/15 6:50	1.3	<0.01	Fine	WNW	0.6
West Gate	2015/12/15 7:00	1.3	<0.01	Fine	WNW	1.0
West Gate	2015/12/15 7:10	1.3	<0.01	Fine	WNW	0.8
West Gate	2015/12/15 7:20	1.3	<0.01	Fine	WNW	0.9
West Gate	2015/12/15 7:30	1.3	<0.01	Fine	WNW	0.7
West Gate	2015/12/15 7:40	1.3	<0.01	Fine	NW	1.1
West Gate	2015/12/15 7:50	1.3	<0.01	Fine	WNW	0.7
West Gate	2015/12/15 8:00	1.3	<0.01	Fine	WNW	0.7
West Gate	2015/12/15 8:10	1.3	<0.01	Fine	WNW	0.9
West Gate	2015/12/15 8:20	1.3	<0.01	Fine	WNW	1.0
West Gate	2015/12/15 8:30	1.3	<0.01	Fine	WNW	0.8
West Gate	2015/12/15 8:40	1.3	<0.01	Fine	NW	0.9
West Gate	2015/12/15 8:50	1.3	<0.01	Fine	NNW	0.7
West Gate	2015/12/15 9:00	1.3	<0.01	Fine	NW	0.9
West Gate	2015/12/15 9:10	1.3	<0.01	Fine	NNW	0.7
West Gate	2015/12/15 9:20	1.3	<0.01	Fine	NNW	0.8
West Gate	2015/12/15 9:30	1.3	<0.01	Fine	N	0.8
West Gate	2015/12/15 9:40	1.3	<0.01	Cloudy	N	1.1
West Gate	2015/12/15 9:50	1.3	<0.01	Cloudy	N	1.1
West Gate	2015/12/15 10:00	1.3	<0.01	Cloudy	NNW	1.3
West Gate	2015/12/15 10:10	1.3	<0.01	Cloudy	N	1.4
West Gate	2015/12/15 10:20	1.3	<0.01	Cloudy	NNW	1.6
West Gate	2015/12/15 10:30	1.3	<0.01	Cloudy	NNW	1.8
West Gate	2015/12/15 10:40	1.3	<0.01	Cloudy	N	1.5
West Gate	2015/12/15 10:50	1.3	<0.01	Cloudy	N	1.9
West Gate	2015/12/15 11:00	1.3	<0.01	Cloudy	NE	1.4
West Gate	2015/12/15 11:10	1.3	<0.01	Cloudy	NE	1.2

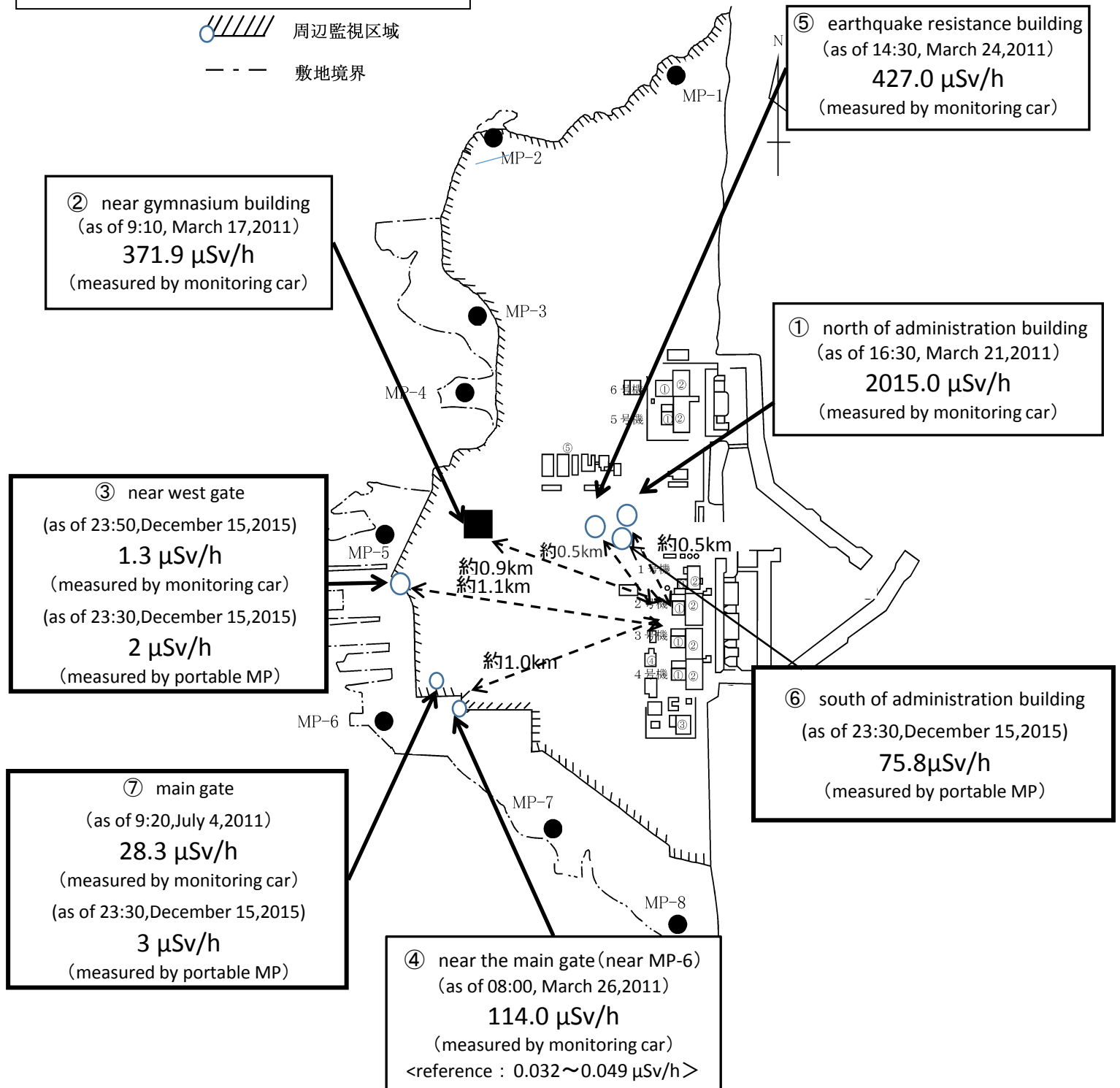
Measuring Point	Measurement Date	γ Ray	Neutron Ray	Weather	Wind Direction	Wind Velocity (m/s)
West Gate	2015/12/15 11:20	1.3	<0.01	Cloudy	ENE	1.6
West Gate	2015/12/15 11:30	1.3	<0.01	Cloudy	ENE	2.2
West Gate	2015/12/15 11:40	1.3	<0.01	Cloudy	ENE	2.2
West Gate	2015/12/15 11:50	1.3	<0.01	Cloudy	ENE	1.2
West Gate	2015/12/15 12:00	1.3	<0.01	Cloudy	ENE	0.9
West Gate	2015/12/15 12:10	1.3	<0.01	Cloudy	ENE	0.7
West Gate	2015/12/15 12:20	1.3	<0.01	Cloudy	ENE	1.3
West Gate	2015/12/15 12:30	1.3	<0.01	Cloudy	NE	1.0
West Gate	2015/12/15 12:40	1.3	<0.01	Cloudy	NE	0.9
West Gate	2015/12/15 12:50	1.3	<0.01	Cloudy	NE	1.1
West Gate	2015/12/15 13:00	1.3	<0.01	Cloudy	NNE	1.0
West Gate	2015/12/15 13:10	1.3	<0.01	Cloudy	ENE	1.5
West Gate	2015/12/15 13:20	1.3	<0.01	Cloudy	ENE	1.8
West Gate	2015/12/15 13:30	1.3	<0.01	Cloudy	NE	1.9
West Gate	2015/12/15 13:40	1.3	<0.01	Cloudy	ENE	1.7
West Gate	2015/12/15 13:50	1.3	<0.01	Cloudy	ENE	1.0
West Gate	2015/12/15 14:00	1.3	<0.01	Cloudy	-	CALM
West Gate	2015/12/15 14:10	1.3	<0.01	Cloudy	SE	0.9
West Gate	2015/12/15 14:20	1.3	<0.01	Cloudy	SE	0.8
West Gate	2015/12/15 14:30	1.3	<0.01	Cloudy	ESE	1.0
West Gate	2015/12/15 14:40	1.3	<0.01	Cloudy	SE	1.2
West Gate	2015/12/15 14:50	1.3	<0.01	Cloudy	ESE	1.0
West Gate	2015/12/15 15:00	1.3	<0.01	Cloudy	E	1.0
West Gate	2015/12/15 15:10	1.3	<0.01	Cloudy	ENE	0.9
West Gate	2015/12/15 15:20	1.3	<0.01	Cloudy	ESE	0.8
West Gate	2015/12/15 15:30	1.3	<0.01	Cloudy	ESE	1.1
West Gate	2015/12/15 15:40	1.3	<0.01	Cloudy	ENE	0.6
West Gate	2015/12/15 15:50	1.3	<0.01	Cloudy	-	CALM
West Gate	2015/12/15 16:00	1.3	<0.01	Cloudy	-	CALM
West Gate	2015/12/15 16:10	1.3	<0.01	Cloudy	-	CALM
West Gate	2015/12/15 16:20	1.3	<0.01	Cloudy	NNW	0.7
West Gate	2015/12/15 16:30	1.3	<0.01	Cloudy	NNW	0.6
West Gate	2015/12/15 16:40	1.3	<0.01	Cloudy	SW	0.7
West Gate	2015/12/15 16:50	1.3	<0.01	Cloudy	S	0.8
West Gate	2015/12/15 17:00	1.3	<0.01	Cloudy	SE	0.5
West Gate	2015/12/15 17:10	1.3	<0.01	Cloudy	SSE	0.6
West Gate	2015/12/15 17:20	1.3	<0.01	Cloudy	S	1.0
West Gate	2015/12/15 17:30	1.3	<0.01	Cloudy	SSE	1.0
West Gate	2015/12/15 17:40	1.3	<0.01	Cloudy	SE	1.4
West Gate	2015/12/15 17:50	1.3	<0.01	Cloudy	ESE	1.0
West Gate	2015/12/15 18:00	1.3	<0.01	Cloudy	ESE	0.5
West Gate	2015/12/15 18:10	1.3	<0.01	Cloudy	SW	0.9
West Gate	2015/12/15 18:20	1.3	<0.01	Cloudy	W	1.0
West Gate	2015/12/15 18:30	1.3	<0.01	Cloudy	-	CALM
West Gate	2015/12/15 18:40	1.3	<0.01	Cloudy	-	CALM
West Gate	2015/12/15 18:50	1.3	<0.01	Cloudy	W	1.0
West Gate	2015/12/15 19:00	1.3	<0.01	Cloudy	-	CALM
West Gate	2015/12/15 19:10	1.3	<0.01	Cloudy	-	CALM
West Gate	2015/12/15 19:20	1.2	<0.01	Cloudy	SSW	0.8
West Gate	2015/12/15 19:30	1.2	<0.01	Cloudy	SW	0.7
West Gate	2015/12/15 19:40	1.3	<0.01	Cloudy	WSW	1.4
West Gate	2015/12/15 19:50	1.3	<0.01	Cloudy	WSW	0.9
West Gate	2015/12/15 20:00	1.3	<0.01	Cloudy	W	0.9
West Gate	2015/12/15 20:10	1.3	<0.01	Cloudy	W	1.0
West Gate	2015/12/15 20:20	1.3	<0.01	Cloudy	W	1.0
West Gate	2015/12/15 20:30	1.3	<0.01	Cloudy	WSW	1.6
West Gate	2015/12/15 20:40	1.3	<0.01	Cloudy	WSW	0.8
West Gate	2015/12/15 20:50	1.3	<0.01	Cloudy	-	CALM
West Gate	2015/12/15 21:00	1.3	<0.01	Cloudy	-	CALM
West Gate	2015/12/15 21:10	1.3	<0.01	Cloudy	-	CALM
West Gate	2015/12/15 21:20	1.2	<0.01	Cloudy	SW	0.8
West Gate	2015/12/15 21:30	1.2	<0.01	Cloudy	SSW	1.6
West Gate	2015/12/15 21:40	1.3	<0.01	Cloudy	SSW	1.6
West Gate	2015/12/15 21:50	1.3	<0.01	Cloudy	SSW	1.1
West Gate	2015/12/15 22:00	1.3	<0.01	Cloudy	SSW	1.3
West Gate	2015/12/15 22:10	1.3	<0.01	Cloudy	SSW	1.5
West Gate	2015/12/15 22:20	1.3	<0.01	Cloudy	S	1.2
West Gate	2015/12/15 22:30	1.3	<0.01	Cloudy	SW	1.6
West Gate	2015/12/15 22:40	1.3	<0.01	Cloudy	SSW	2.1
West Gate	2015/12/15 22:50	1.3	<0.01	Cloudy	SSW	1.8
West Gate	2015/12/15 23:00	1.3	<0.01	Cloudy	SSW	1.0
West Gate	2015/12/15 23:10	1.3	<0.01	Cloudy	W	0.7
West Gate	2015/12/15 23:20	1.3	<0.01	Cloudy	SW	0.8
West Gate	2015/12/15 23:30	1.3	<0.01	Cloudy	NW	1.0
West Gate	2015/12/15 23:40	1.3	<0.01	Cloudy	NW	1.9
West Gate	2015/12/15 23:50	1.3	<0.01	Cloudy	NW	1.7

Fukushima Daiichi Nuclear Power Plant

2015/12/15
as of 23:50

周辺監視区域: supervised outside area
敷地境界: site boundary

 周辺監視区域
 敷地境界



※Reference data indicate the normal fluctuation range of airborne radiation rate.