

Fixed point Monitoring Status by Temporary Monitoring Post at Fukushima Daiichi Nuclear Power Station

Date	Radiation Dose Rate (μ Sv/h) At the Main Buiding	Radiation Dose Rate (μ Sv/h) At the Main Gate	Radiation Dose Rate (μ Sv/h) At the West Gate
2015/12/14 0:00	76	3	2
2015/12/14 0:30	76	3	2
2015/12/14 1:00	76	3	2
2015/12/14 1:30	76	3	2
2015/12/14 2:00	76	3	2
2015/12/14 2:30	76	3	2
2015/12/14 3:00	76	3	2
2015/12/14 3:30	76	3	2
2015/12/14 4:00	76	3	2
2015/12/14 4:30	77	3	2
2015/12/14 5:00	76	3	2
2015/12/14 5:30	77	3	2
2015/12/14 6:00	76	3	2
2015/12/14 6:30	76	3	2
2015/12/14 7:00	76	3	2
2015/12/14 7:30	76	3	2
2015/12/14 8:00	76	3	2
2015/12/14 8:30	76	3	2
2015/12/14 9:00	76	3	2
2015/12/14 9:30	77	3	2
2015/12/14 10:00	77	3	2
2015/12/14 10:30	77	3	2
2015/12/14 11:00	77	3	2
2015/12/14 11:30	77	3	2
2015/12/14 12:00	77	3	2
2015/12/14 12:30	76	3	2
2015/12/14 13:00	77	3	2
2015/12/14 13:30	76	3	2
2015/12/14 14:00	77	3	2
2015/12/14 14:30	76	3	2
2015/12/14 15:00	76	3	2
2015/12/14 15:30	76	3	2
2015/12/14 16:00	76	3	2
2015/12/14 16:30	76	3	2
2015/12/14 17:00	76	3	2
2015/12/14 17:30	76	3	2
2015/12/14 18:00	76	3	2
2015/12/14 18:30	76	3	2
2015/12/14 19:00	76	3	2
2015/12/14 19:30	76	3	2
2015/12/14 20:00	76	3	2
2015/12/14 20:30	76	3	2
2015/12/14 21:00	76	3	2
2015/12/14 21:30	76	3	2
2015/12/14 22:00	76	3	2
2015/12/14 22:30	76	3	2
2015/12/14 23:00	76	3	2
2015/12/14 23:30	76	3	2

福島第一原子力発電所 モニタリングポスト空間線量率

単位: $\mu\text{Sv}/\text{h}$

単位: m/s

日時	MP								スタック		感雨
	MP-1	MP-2	MP-3	MP-4	MP-5	MP-6	MP-7	MP-8	風向	風速	
2015/12/14 8:00	1.657	2.637	3.085	2.853	3.445*	0.855	1.528	1.455	北北西	6.4	無
2015/12/14 8:10	1.657	2.637	3.087	2.860	3.454*	0.853	1.523	1.455	北北西	7.2	無
2015/12/14 8:20	1.653	2.637	3.087	2.857	3.458*	0.853	1.522	1.455	北北西	6.7	無
2015/12/14 8:30	1.653	2.635	3.090	2.855	3.458*	0.853	1.522	1.460	北北西	6.5	無
2015/12/14 8:40	1.653	2.638	3.092	2.857	3.461*	0.857	1.522	1.458	北北西	7.1	無
2015/12/14 8:50	1.655	2.638	3.088	2.857	3.475*	0.860	1.522	1.458	北北西	5.5	無
2015/12/14 9:00	1.653	2.643	3.090	2.857	3.490*	0.858	1.522	1.457	北北西	5.2	無
2015/12/14 9:10	1.657	2.638	3.095	2.860	3.503*	0.857	1.522	1.457	北北西	5.4	無
2015/12/14 9:20	1.657	2.643	3.092	2.860	3.505*	0.857	1.517	1.455	北北西	4.9	無
2015/12/14 9:30	1.657	2.643	3.090	2.862	3.523*	0.858	1.520	1.455	北北西	5.0	無
2015/12/14 9:40	1.658	2.643	3.095	2.857	3.507*	0.858	1.525	1.457	北北西	4.8	無
2015/12/14 9:50	1.655	2.643	3.095	2.857	3.492*	0.860	1.523	1.457	北北西	4.7	無
2015/12/14 10:00	1.658	2.645	3.092	2.860	3.504*	0.860	1.525	1.457	北北西	4.4	無
2015/12/14 10:10	1.658	2.640	3.090	2.860	3.494*	0.863	1.527	1.457	北	4.1	無
2015/12/14 10:20	1.657	2.643	3.097	2.862	3.487*	0.860	1.527	1.458	北北西	3.3	無
2015/12/14 10:30	1.653	2.643	3.097	2.862	3.478*	0.862	1.528	1.457	北	4.4	無
2015/12/14 10:40	1.658	2.647	3.098	2.860	3.478*	0.860	1.528	1.455	北	5.1	無
2015/12/14 10:50	1.658	2.645	3.100	2.863	3.475*	0.860	1.528	1.455	北北西	5.4	無
2015/12/14 11:00	1.658	2.647	3.102	2.863	3.479*	0.858	1.528	1.457	北	5.3	無
2015/12/14 11:10	1.655	2.643	3.100	2.867	3.457*	0.860	1.528	1.458	北	6.2	無
2015/12/14 11:20	1.655	2.648	3.103	2.865	3.478*	0.862	1.530	1.455	北	6.3	無
2015/12/14 11:30	1.657	2.648	3.098	2.862	3.480*	0.860	1.528	1.458	北	5.9	無
2015/12/14 11:40	1.662	2.648	3.102	2.860	3.482*	0.860	1.530	1.457	北	5.2	無
2015/12/14 11:50	1.662	2.648	3.105	2.865	3.482*	0.862	1.533	1.458	北北西	5.8	無
2015/12/14 12:00	1.662	2.648	3.103	2.863	3.474*	0.860	1.528	1.457	北	5.5	無
2015/12/14 12:10	1.662	2.650	3.098	2.863	3.469*	0.860	1.528	1.457	北北西	5.4	無
2015/12/14 12:20	1.660	2.650	3.098	2.867	3.468*	0.860	1.530	1.457	北	4.7	無
2015/12/14 12:30	1.662	2.647	3.100	2.863	3.472*	0.860	1.530	1.455	北	5.3	無
2015/12/14 12:40	1.662	2.650	3.102	2.868	3.473*	0.862	1.528	1.455	北北西	5.3	無
2015/12/14 12:50	1.662	2.652	3.100	2.870	3.468*	0.862	1.532	1.455	北	4.8	無
2015/12/14 13:00	1.662	2.650	3.102	2.872	3.466*	0.862	1.528	1.458	北	5.7	無
2015/12/14 13:10	1.658	2.650	3.105	2.865	3.470*	0.863	1.532	1.458	北北西	4.9	無
2015/12/14 13:20	1.663	2.652	3.107	2.867	3.478*	0.863	1.530	1.455	北	4.5	無
2015/12/14 13:30	1.662	2.652	3.105	2.867	3.479*	0.860	1.532	1.457	北	5.4	無
2015/12/14 13:40	1.660	2.652	3.105	2.867	3.482*	0.860	1.532	1.458	北	4.5	無
2015/12/14 13:50	1.658	2.653	3.105	2.863	3.483*	0.862	1.528	1.457	北	4.3	無
2015/12/14 14:00	1.658	2.655	3.105	2.863	3.479*	0.862	1.528	1.458	北	4.8	無

日時	MP								スタック		感雨
	MP-1	MP-2	MP-3	MP-4	MP-5	MP-6	MP-7	MP-8	風向	風速	
2015/12/14 14:10	1.662	2.650	3.105	2.865	3.471*	0.860	1.528	1.457	北	5.7	無
2015/12/14 14:20	1.662	2.648	3.105	2.867	3.476*	0.862	1.530	1.460	北	4.9	無
2015/12/14 14:30	1.660	2.650	3.107	2.867	3.471*	0.862	1.530	1.457	北	4.5	無
2015/12/14 14:40	1.663	2.652	3.105	2.863	3.462*	0.860	1.530	1.457	北	5.3	無
2015/12/14 14:50	1.658	2.653	3.107	2.868	3.465*	0.865	1.532	1.457	北	4.6	無
2015/12/14 15:00	1.658	2.655	3.107	2.870	3.464*	0.863	1.532	1.458	北	4.6	無
2015/12/14 15:10	1.662	2.652	3.107	2.868	3.459*	0.862	1.530	1.458	北	4.3	無
2015/12/14 15:20	1.662	2.652	3.105	2.868	3.453*	0.863	1.532	1.460	北北西	4.3	無
2015/12/14 15:30	1.665	2.652	3.103	2.868	3.446*	0.865	1.532	1.458	北	4.8	無
2015/12/14 15:40	1.662	2.652	3.105	2.865	3.453*	0.863	1.533	1.455	北北西	5.2	無
2015/12/14 15:50	1.660	2.652	3.105	2.865	3.454*	0.862	1.530	1.457	北北西	5.0	無
2015/12/14 16:00	1.660	2.652	3.103	2.870	3.454*	0.863	1.530	1.455	北北西	4.0	無
2015/12/14 16:10	1.657	2.653	3.102	2.867	3.447*	0.863	1.530	1.457	北北西	4.5	無
2015/12/14 16:20	1.662	2.648	3.102	2.867	3.447*	0.863	1.532	1.455	北北西	4.7	無
2015/12/14 16:30	1.658	2.650	3.103	2.865	3.445*	0.865	1.530	1.457	北北西	3.5	無
2015/12/14 16:40	1.658	2.648	3.108	2.863	3.447*	0.865	1.532	1.455	北西	3.7	無
2015/12/14 16:50	1.660	2.648	3.105	2.865	3.448*	0.863	1.530	1.455	北北西	4.5	無
2015/12/14 17:00	1.660	2.650	3.105	2.867	3.463*	0.862	1.530	1.457	北北西	3.9	無
2015/12/14 17:10	1.660	2.648	3.103	2.865	3.463*	0.863	1.530	1.453	北北西	3.9	無
2015/12/14 17:20	1.662	2.650	3.102	2.863	3.462*	0.860	1.530	1.457	北北西	3.8	無
2015/12/14 17:30	1.658	2.650	3.105	2.868	3.463*	0.863	1.532	1.458	北北西	3.7	無
2015/12/14 17:40	1.658	2.652	3.102	2.870	3.466*	0.862	1.530	1.457	北北西	4.4	無
2015/12/14 17:50	1.662	2.653	3.105	2.867	3.466*	0.867	1.530	1.457	北北西	4.3	無
2015/12/14 18:00	1.662	2.653	3.102	2.867	3.467*	0.862	1.530	1.457	北北西	4.4	無
2015/12/14 18:10	1.658	2.650	3.103	2.865	3.471*	0.863	1.530	1.460	北北西	4.6	無
2015/12/14 18:20	1.660	2.653	3.107	2.868	3.464*	0.863	1.533	1.457	北北西	4.9	無
2015/12/14 18:30	1.658	2.648	3.102	2.867	3.464*	0.863	1.532	1.455	北北西	5.3	無
2015/12/14 18:40	1.662	2.650	3.105	2.867	3.465*	0.863	1.533	1.457	北西	4.9	無
2015/12/14 18:50	1.665	2.653	3.107	2.868	3.469*	0.865	1.532	1.458	北西	5.3	無
2015/12/14 19:00	1.663	2.652	3.107	2.867	3.467*	0.863	1.530	1.460	北北西	4.8	無
2015/12/14 19:10	1.662	2.652	3.105	2.870	3.469*	0.863	1.530	1.453	北西	4.0	無
2015/12/14 19:20	1.660	2.650	3.103	2.870	3.464*	0.865	1.530	1.455	北西	3.9	無
2015/12/14 19:30	1.657	2.652	3.102	2.867	3.468*	0.865	1.530	1.457	北西	4.5	無
2015/12/14 19:40	1.658	2.650	3.102	2.867	3.466*	0.867	1.528	1.455	北西	4.1	無
2015/12/14 19:50	1.660	2.653	3.107	2.867	3.467*	0.867	1.530	1.457	北西	4.8	無
2015/12/14 20:00	1.660	2.650	3.105	2.867	3.469*	0.865	1.533	1.457	北北西	4.2	無

日時	MP								スタック		感雨
	MP-1	MP-2	MP-3	MP-4	MP-5	MP-6	MP-7	MP-8	風向	風速	
2015/12/14 20:10	1.660	2.652	3.103	2.867	3.466*	0.867	1.532	1.458	北北西	4.9	無
2015/12/14 20:20	1.662	2.648	3.100	2.872	3.466*	0.865	1.532	1.457	北西	4.8	無
2015/12/14 20:30	1.662	2.652	3.107	2.870	3.466*	0.865	1.535	1.458	北西	4.2	無
2015/12/14 20:40	1.662	2.655	3.105	2.865	3.470*	0.867	1.532	1.455	北西	4.5	無
2015/12/14 20:50	1.662	2.653	3.100	2.870	3.469*	0.865	1.532	1.457	北西	4.3	無
2015/12/14 21:00	1.658	2.650	3.100	2.867	3.469*	0.868	1.530	1.457	北西	4.3	無
2015/12/14 21:10	1.658	2.650	3.098	2.868	3.468*	0.867	1.530	1.457	北北西	3.9	無
2015/12/14 21:20	1.658	2.652	3.103	2.862	3.473*	0.865	1.528	1.458	北北西	4.1	無
2015/12/14 21:30	1.658	2.650	3.103	2.863	3.469*	0.867	1.530	1.460	北西	4.2	無
2015/12/14 21:40	1.658	2.650	3.105	2.868	3.472*	0.865	1.532	1.457	北北西	4.3	無
2015/12/14 21:50	1.660	2.650	3.110	2.865	3.473*	0.865	1.528	1.458	北北西	4.5	無
2015/12/14 22:00	1.660	2.653	3.110	2.863	3.469*	0.867	1.532	1.457	北北西	4.7	無
2015/12/14 22:10	1.658	2.650	3.108	2.867	3.476*	0.867	1.530	1.457	北北西	4.4	無
2015/12/14 22:20	1.658	2.652	3.107	2.867	3.471*	0.867	1.532	1.457	北北西	4.8	無
2015/12/14 22:30	1.663	2.652	3.103	2.868	3.472*	0.865	1.528	1.457	北北西	4.4	無
2015/12/14 22:40	1.660	2.650	3.103	2.870	3.473*	0.868	1.532	1.457	北北西	5.1	無
2015/12/14 22:50	1.663	2.650	3.102	2.865	3.470*	0.865	1.532	1.458	北北西	4.2	無
2015/12/14 23:00	1.665	2.650	3.105	2.865	3.472*	0.863	1.530	1.458	北北西	4.6	無
2015/12/14 23:10	1.662	2.648	3.105	2.870	3.471*	0.867	1.530	1.457	北北西	4.7	無
2015/12/14 23:20	1.662	2.650	3.103	2.868	3.474*	0.867	1.533	1.457	北北西	4.7	無
2015/12/14 23:30	1.660	2.652	3.107	2.862	3.475*	0.865	1.532	1.457	北西	5.3	無
2015/12/14 23:40	1.662	2.652	3.105	2.862	3.476*	0.865	1.532	1.457	北北西	5.2	無
2015/12/14 23:50	1.662	2.648	3.105	2.867	3.471*	0.865	1.530	1.457	北北西	5.4	無
2015/12/15 0:00	1.665	2.648	3.103	2.868	3.473*	0.868	1.532	1.458	北西	5.3	無
2015/12/15 0:10	1.660	2.650	3.103	2.870	3.471*	0.867	1.532	1.457	北北西	5.3	無
2015/12/15 0:20	1.662	2.648	3.102	2.870	3.472*	0.865	1.532	1.458	北北西	5.2	無
2015/12/15 0:30	1.662	2.648	3.103	2.870	3.473*	0.867	1.530	1.458	北西	4.6	無
2015/12/15 0:40	1.660	2.652	3.102	2.870	3.468*	0.867	1.533	1.458	北西	4.8	無
2015/12/15 0:50	1.662	2.653	3.107	2.875	3.465*	0.867	1.532	1.460	北西	4.9	無
2015/12/15 1:00	1.663	2.648	3.103	2.868	3.470*	0.865	1.533	1.458	北西	4.7	無
2015/12/15 1:10	1.663	2.652	3.108	2.868	3.472*	0.868	1.530	1.457	北西	4.3	無
2015/12/15 1:20	1.658	2.652	3.105	2.868	3.473*	0.865	1.530	1.457	北西	4.0	無
2015/12/15 1:30	1.662	2.650	3.103	2.868	3.470*	0.867	1.530	1.455	北西	4.0	無
2015/12/15 1:40	1.665	2.650	3.105	2.867	3.469*	0.867	1.530	1.460	北西	3.1	無
2015/12/15 1:50	1.663	2.650	3.103	2.870	3.474*	0.865	1.528	1.457	北北西	3.5	無
2015/12/15 2:00	1.663	2.650	3.107	2.873	3.477*	0.867	1.532	1.458	北北西	3.7	無

日時	MP								スタック		感雨
	MP-1	MP-2	MP-3	MP-4	MP-5	MP-6	MP-7	MP-8	風向	風速	
2015/12/15 2:10	1.662	2.648	3.107	2.870	3.474*	0.867	1.532	1.460	北北西	3.5	無
2015/12/15 2:20	1.662	2.648	3.105	2.870	3.472*	0.867	1.532	1.460	北北西	3.7	無
2015/12/15 2:30	1.658	2.648	3.105	2.870	3.475*	0.863	1.532	1.458	北北西	3.9	無
2015/12/15 2:40	1.662	2.647	3.108	2.870	3.471*	0.865	1.532	1.458	北北西	3.8	無
2015/12/15 2:50	1.667	2.648	3.108	2.868	3.471*	0.868	1.532	1.455	北北西	4.7	無
2015/12/15 3:00	1.662	2.645	3.107	2.868	3.470*	0.867	1.533	1.457	北北西	4.4	無
2015/12/15 3:10	1.660	2.648	3.105	2.870	3.471*	0.865	1.532	1.457	北北西	4.2	無
2015/12/15 3:20	1.665	2.648	3.107	2.870	3.471*	0.868	1.532	1.455	北北西	4.3	無
2015/12/15 3:30	1.662	2.647	3.107	2.868	3.464*	0.868	1.533	1.453	北北西	4.2	無
2015/12/15 3:40	1.662	2.650	3.107	2.872	3.463*	0.867	1.532	1.455	北西	3.5	無
2015/12/15 3:50	1.660	2.652	3.100	2.868	3.462*	0.865	1.532	1.457	北西	4.2	無
2015/12/15 4:00	1.660	2.652	3.103	2.868	3.462*	0.865	1.532	1.455	北西	3.9	無
2015/12/15 4:10	1.660	2.650	3.102	2.868	3.460*	0.868	1.530	1.457	北西	3.0	無
2015/12/15 4:20	1.663	2.648	3.107	2.870	3.468*	0.865	1.533	1.455	北西	3.2	無
2015/12/15 4:30	1.665	2.655	3.102	2.865	3.473*	0.865	1.533	1.460	北西	2.8	無
2015/12/15 4:40	1.662	2.650	3.100	2.865	3.474*	0.865	1.532	1.458	北西	3.4	無
2015/12/15 4:50	1.660	2.647	3.102	2.865	3.473*	0.867	1.528	1.457	北西	3.4	無
2015/12/15 5:00	1.657	2.648	3.102	2.867	3.472*	0.867	1.532	1.455	北西	3.3	無
2015/12/15 5:10	1.662	2.648	3.100	2.868	3.473*	0.868	1.532	1.455	北西	2.2	無
2015/12/15 5:20	1.658	2.648	3.102	2.867	3.472*	0.862	1.528	1.457	北西	2.8	無
2015/12/15 5:30	1.662	2.650	3.100	2.868	3.477*	0.865	1.532	1.455	北西	3.4	無
2015/12/15 5:40	1.663	2.648	3.100	2.867	3.475*	0.862	1.533	1.457	北北西	3.7	無
2015/12/15 5:50	1.662	2.647	3.103	2.870	3.470*	0.860	1.532	1.458	北北西	3.8	無
2015/12/15 6:00	1.663	2.647	3.100	2.868	3.471*	0.863	1.533	1.460	北北西	3.9	無
2015/12/15 6:10	1.665	2.650	3.103	2.867	3.473*	0.858	1.530	1.455	北西	3.2	無
2015/12/15 6:20	1.662	2.648	3.107	2.865	3.482*	0.860	1.530	1.457	北西	3.2	無
2015/12/15 6:30	1.665	2.647	3.102	2.868	3.480*	0.860	1.532	1.457	北西	3.0	無
2015/12/15 6:40	1.660	2.647	3.102	2.867	3.477*	0.863	1.528	1.457	西北西	3.2	無
2015/12/15 6:50	1.660	2.645	3.100	2.868	3.480*	0.862	1.528	1.455	西北西	2.3	無
2015/12/15 7:00	1.658	2.645	3.103	2.867	3.480*	0.863	1.530	1.457	北西	1.4	無
2015/12/15 7:10	1.663	2.645	3.102	2.870	3.474*	0.863	1.532	1.458	北西	2.0	無
2015/12/15 7:20	1.660	2.648	3.100	2.870	3.483*	0.862	1.533	1.457	北西	1.7	無
2015/12/15 7:30	1.658	2.647	3.098	2.867	3.480*	0.862	1.532	1.460	北西	1.4	無
2015/12/15 7:40	1.662	2.647	3.102	2.868	3.482*	0.862	1.530	1.458	北西	1.2	無
2015/12/15 7:50	1.658	2.650	3.102	2.867	3.483*	0.860	1.527	1.458	北北西	1.5	無
2015/12/15 8:00	1.658	2.648	3.100	2.867	3.488*	0.860	1.528	1.457	北北西	1.9	無

風速が0.5m/s未満の場合「CALM」(静穏)、この時の風向を「-」と表記する。

* 12/9 10:10～ MP-5取替に伴う代替測定。

Monitoring data by a monitoring car* at Fukushima Daiichi Nuclear Power Station (μ Sv/h)

* The data from monitoring car may deficit as the vehicle may change monitoring point.

*About the direction of the wind and the wind velocity,we are measuring with the weather observation meter of the 10m higher.

*"-": the wind velocity/"CALM":the wind direction is below 0.5m/s.

Measuring Point	Measurement Date	γ Ray	Neutron Ray	Weather	Wind Direction	Wind Velocity (m/s)
West Gate	2015/12/14 0:00	1.3	<0.01	Cloudy	NW	1.9
West Gate	2015/12/14 0:10	1.3	<0.01	Cloudy	NW	1.4
West Gate	2015/12/14 0:20	1.3	<0.01	Cloudy	NW	1.7
West Gate	2015/12/14 0:30	1.3	<0.01	Cloudy	NW	1.9
West Gate	2015/12/14 0:40	1.3	<0.01	Cloudy	NW	2.2
West Gate	2015/12/14 0:50	1.3	<0.01	Cloudy	NW	2.1
West Gate	2015/12/14 1:00	1.3	<0.01	Cloudy	NW	2.0
West Gate	2015/12/14 1:10	1.3	<0.01	Cloudy	NW	1.8
West Gate	2015/12/14 1:20	1.3	<0.01	Cloudy	NNW	2.0
West Gate	2015/12/14 1:30	1.3	<0.01	Cloudy	NNW	2.9
West Gate	2015/12/14 1:40	1.3	<0.01	Cloudy	NNW	3.5
West Gate	2015/12/14 1:50	1.3	<0.01	Cloudy	NNW	3.1
West Gate	2015/12/14 2:00	1.3	<0.01	Cloudy	NNW	3.6
West Gate	2015/12/14 2:10	1.3	<0.01	Cloudy	NNW	3.3
West Gate	2015/12/14 2:20	1.3	<0.01	Cloudy	NNW	2.6
West Gate	2015/12/14 2:30	1.3	<0.01	Cloudy	NW	2.0
West Gate	2015/12/14 2:40	1.3	<0.01	Cloudy	NW	2.0
West Gate	2015/12/14 2:50	1.3	<0.01	Cloudy	NW	2.2
West Gate	2015/12/14 3:00	1.3	<0.01	Cloudy	NW	2.3
West Gate	2015/12/14 3:10	1.3	<0.01	Cloudy	NNW	2.0
West Gate	2015/12/14 3:20	1.3	<0.01	Cloudy	NW	1.9
West Gate	2015/12/14 3:30	1.3	<0.01	Cloudy	NW	1.7
West Gate	2015/12/14 3:40	1.3	<0.01	Cloudy	NW	1.7
West Gate	2015/12/14 3:50	1.3	<0.01	Cloudy	NW	1.6
West Gate	2015/12/14 4:00	1.3	<0.01	Cloudy	NNW	2.3
West Gate	2015/12/14 4:10	1.3	<0.01	Cloudy	NNW	2.0
West Gate	2015/12/14 4:20	1.3	<0.01	Cloudy	NNW	2.0
West Gate	2015/12/14 4:30	1.3	<0.01	Cloudy	NW	1.9
West Gate	2015/12/14 4:40	1.3	<0.01	Cloudy	NNW	2.1
West Gate	2015/12/14 4:50	1.3	<0.01	Cloudy	NW	1.9
West Gate	2015/12/14 5:00	1.3	<0.01	Cloudy	NW	2.4
West Gate	2015/12/14 5:10	1.3	<0.01	Cloudy	NW	2.1
West Gate	2015/12/14 5:20	1.3	<0.01	Cloudy	NNW	2.3
West Gate	2015/12/14 5:30	1.3	<0.01	Cloudy	NNW	2.3
West Gate	2015/12/14 5:40	1.3	<0.01	Cloudy	NW	2.0
West Gate	2015/12/14 5:50	1.3	<0.01	Cloudy	NW	1.7
West Gate	2015/12/14 6:00	1.3	<0.01	Cloudy	NNW	1.3
West Gate	2015/12/14 6:10	1.3	<0.01	Cloudy	NNW	1.4
West Gate	2015/12/14 6:20	1.3	<0.01	Cloudy	NNW	1.2
West Gate	2015/12/14 6:30	1.3	<0.01	Cloudy	NNW	1.7
West Gate	2015/12/14 6:40	1.3	<0.01	Cloudy	NNW	2.5
West Gate	2015/12/14 6:50	1.3	<0.01	Cloudy	NNW	1.6
West Gate	2015/12/14 7:00	1.3	<0.01	Cloudy	NW	1.2
West Gate	2015/12/14 7:10	1.3	<0.01	Cloudy	NNW	1.1
West Gate	2015/12/14 7:20	1.3	<0.01	Cloudy	NW	1.3
West Gate	2015/12/14 7:30	1.3	<0.01	Cloudy	NNW	1.3
West Gate	2015/12/14 7:40	1.3	<0.01	Cloudy	NNW	1.5
West Gate	2015/12/14 7:50	1.3	<0.01	Cloudy	NW	0.8
West Gate	2015/12/14 8:00	1.3	<0.01	Cloudy	NNW	1.0
West Gate	2015/12/14 8:10	1.3	<0.01	Fine	NNW	1.2
West Gate	2015/12/14 8:20	1.3	<0.01	Fine	NNW	1.8
West Gate	2015/12/14 8:30	1.3	<0.01	Fine	NNW	2.3
West Gate	2015/12/14 8:40	1.3	<0.01	Fine	NNW	2.6
West Gate	2015/12/14 8:50	1.3	<0.01	Fine	NNW	2.9
West Gate	2015/12/14 9:00	1.3	<0.01	Fine	NNW	2.4
West Gate	2015/12/14 9:10	1.2	<0.01	Fine	NNW	2.9
West Gate	2015/12/14 9:20	1.2	<0.01	Fine	NNW	2.8
West Gate	2015/12/14 9:30	1.3	<0.01	Fine	NNW	2.9
West Gate	2015/12/14 9:40	1.3	<0.01	Fine	NNW	2.5
West Gate	2015/12/14 9:50	1.3	<0.01	Fine	NNW	2.8
West Gate	2015/12/14 10:00	1.3	<0.01	Fine	NNW	2.3
West Gate	2015/12/14 10:10	1.3	<0.01	Cloudy	N	2.6
West Gate	2015/12/14 10:20	1.3	<0.01	Cloudy	N	2.2
West Gate	2015/12/14 10:30	1.3	<0.01	Cloudy	N	2.6
West Gate	2015/12/14 10:40	1.3	<0.01	Cloudy	N	2.9
West Gate	2015/12/14 10:50	1.3	<0.01	Cloudy	N	3.0
West Gate	2015/12/14 11:00	1.3	<0.01	Cloudy	N	3.3
West Gate	2015/12/14 11:10	1.3	<0.01	Cloudy	N	3.5



Measuring Point	Measurement Date	γ Ray	Neutron Ray	Weather	Wind Direction	Wind Velocity (m/s)
West Gate	2015/12/14 11:20	1.3	<0.01	Cloudy	N	3.7
West Gate	2015/12/14 11:30	1.3	<0.01	Cloudy	N	3.8
West Gate	2015/12/14 11:40	1.3	<0.01	Cloudy	N	3.5
West Gate	2015/12/14 11:50	1.3	<0.01	Cloudy	N	3.1
West Gate	2015/12/14 12:00	1.3	<0.01	Cloudy	N	3.2
West Gate	2015/12/14 12:10	1.3	<0.01	Cloudy	N	3.5
West Gate	2015/12/14 12:20	1.3	<0.01	Cloudy	N	2.5
West Gate	2015/12/14 12:30	1.3	<0.01	Cloudy	N	3.2
West Gate	2015/12/14 12:40	1.3	<0.01	Cloudy	N	3.5
West Gate	2015/12/14 12:50	1.3	<0.01	Cloudy	N	3.1
West Gate	2015/12/14 13:00	1.3	<0.01	Cloudy	N	3.3
West Gate	2015/12/14 13:10	1.3	<0.01	Cloudy	N	3.4
West Gate	2015/12/14 13:20	1.3	<0.01	Cloudy	N	2.5
West Gate	2015/12/14 13:30	1.3	<0.01	Cloudy	N	3.1
West Gate	2015/12/14 13:40	1.3	<0.01	Cloudy	N	2.8
West Gate	2015/12/14 13:50	1.3	<0.01	Cloudy	N	2.7
West Gate	2015/12/14 14:00	1.3	<0.01	Cloudy	N	3.1
West Gate	2015/12/14 14:10	1.3	<0.01	Cloudy	N	3.2
West Gate	2015/12/14 14:20	1.3	<0.01	Cloudy	N	3.3
West Gate	2015/12/14 14:30	1.3	<0.01	Cloudy	N	2.7
West Gate	2015/12/14 14:40	1.3	<0.01	Cloudy	N	2.7
West Gate	2015/12/14 14:50	1.3	<0.01	Cloudy	NNW	2.6
West Gate	2015/12/14 15:00	1.3	<0.01	Cloudy	N	2.8
West Gate	2015/12/14 15:10	1.2	<0.01	Cloudy	N	2.4
West Gate	2015/12/14 15:20	1.3	<0.01	Cloudy	N	2.6
West Gate	2015/12/14 15:30	1.2	<0.01	Cloudy	NNW	2.7
West Gate	2015/12/14 15:40	1.3	<0.01	Cloudy	NNW	2.7
West Gate	2015/12/14 15:50	1.3	<0.01	Cloudy	NNW	2.5
West Gate	2015/12/14 16:00	1.3	<0.01	Cloudy	NNW	2.1
West Gate	2015/12/14 16:10	1.3	<0.01	Cloudy	NNW	2.0
West Gate	2015/12/14 16:20	1.3	<0.01	Cloudy	NNW	1.6
West Gate	2015/12/14 16:30	1.3	<0.01	Cloudy	NNW	1.1
West Gate	2015/12/14 16:40	1.3	<0.01	Cloudy	NW	1.4
West Gate	2015/12/14 16:50	1.3	<0.01	Cloudy	NNW	1.4
West Gate	2015/12/14 17:00	1.3	<0.01	Cloudy	NNW	1.1
West Gate	2015/12/14 17:10	1.3	<0.01	Cloudy	NW	0.6
West Gate	2015/12/14 17:20	1.3	<0.01	Cloudy	NW	1.1
West Gate	2015/12/14 17:30	1.3	<0.01	Cloudy	NW	1.2
West Gate	2015/12/14 17:40	1.3	<0.01	Cloudy	NW	1.0
West Gate	2015/12/14 17:50	1.3	<0.01	Cloudy	NW	1.1
West Gate	2015/12/14 18:00	1.3	<0.01	Cloudy	NW	1.2
West Gate	2015/12/14 18:10	1.3	<0.01	Cloudy	NW	1.3
West Gate	2015/12/14 18:20	1.3	<0.01	Cloudy	NW	1.1
West Gate	2015/12/14 18:30	1.3	<0.01	Cloudy	NW	1.0
West Gate	2015/12/14 18:40	1.3	<0.01	Cloudy	NW	1.2
West Gate	2015/12/14 18:50	1.3	<0.01	Cloudy	NW	1.4
West Gate	2015/12/14 19:00	1.3	<0.01	Cloudy	NNW	0.9
West Gate	2015/12/14 19:10	1.3	<0.01	Cloudy	WNW	0.7
West Gate	2015/12/14 19:20	1.3	<0.01	Cloudy	WNW	0.9
West Gate	2015/12/14 19:30	1.3	<0.01	Cloudy	WNW	1.7
West Gate	2015/12/14 19:40	1.3	<0.01	Cloudy	NW	1.4
West Gate	2015/12/14 19:50	1.3	<0.01	Cloudy	NW	1.1
West Gate	2015/12/14 20:00	1.3	<0.01	Cloudy	NW	1.4
West Gate	2015/12/14 20:10	1.3	<0.01	Cloudy	NW	1.5
West Gate	2015/12/14 20:20	1.3	<0.01	Cloudy	WNW	1.0
West Gate	2015/12/14 20:30	1.3	<0.01	Cloudy	WNW	1.1
West Gate	2015/12/14 20:40	1.3	<0.01	Cloudy	NW	1.2
West Gate	2015/12/14 20:50	1.3	<0.01	Cloudy	NW	1.4
West Gate	2015/12/14 21:00	1.3	<0.01	Cloudy	NW	1.5
West Gate	2015/12/14 21:10	1.3	<0.01	Cloudy	NW	1.0
West Gate	2015/12/14 21:20	1.3	<0.01	Cloudy	NW	1.2
West Gate	2015/12/14 21:30	1.3	<0.01	Cloudy	NW	1.3
West Gate	2015/12/14 21:40	1.3	<0.01	Cloudy	NW	1.3
West Gate	2015/12/14 21:50	1.3	<0.01	Cloudy	NW	1.1
West Gate	2015/12/14 22:00	1.3	<0.01	Cloudy	NW	1.0
West Gate	2015/12/14 22:10	1.3	<0.01	Cloudy	NW	1.3
West Gate	2015/12/14 22:20	1.3	<0.01	Cloudy	NW	1.4
West Gate	2015/12/14 22:30	1.3	<0.01	Cloudy	NW	1.3
West Gate	2015/12/14 22:40	1.3	<0.01	Cloudy	NW	1.5
West Gate	2015/12/14 22:50	1.3	<0.01	Cloudy	NW	1.5
West Gate	2015/12/14 23:00	1.3	<0.01	Cloudy	NW	1.6
West Gate	2015/12/14 23:10	1.3	<0.01	Cloudy	NW	1.5
West Gate	2015/12/14 23:20	1.3	<0.01	Cloudy	NW	1.8
West Gate	2015/12/14 23:30	1.3	<0.01	Cloudy	NW	2.0
West Gate	2015/12/14 23:40	1.3	<0.01	Cloudy	NW	1.5
West Gate	2015/12/14 23:50	1.3	<0.01	Cloudy	NW	1.2

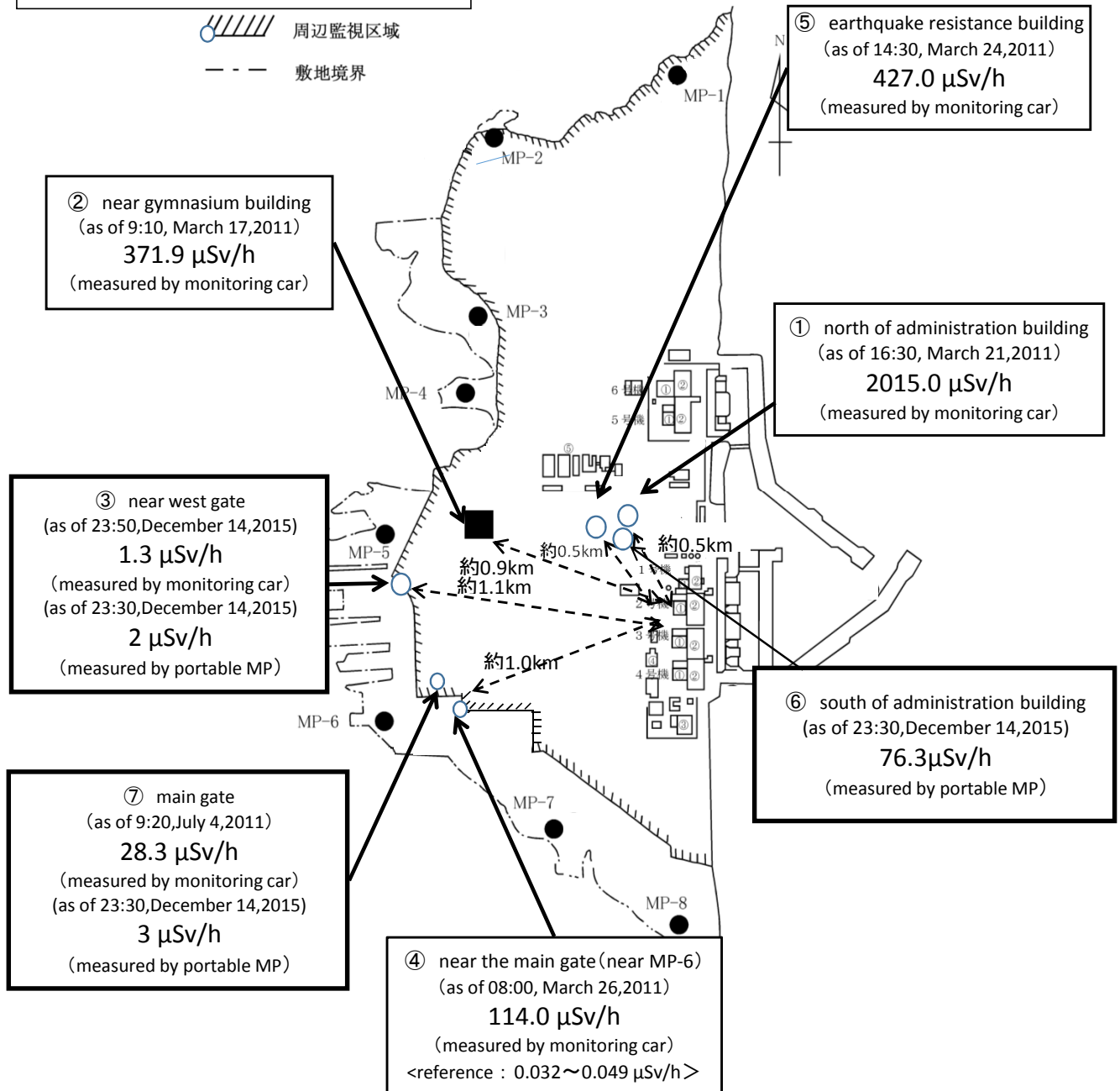
Fukushima Daiichi Nuclear Power Plant

2015/12/14

周辺監視区域 : supervised outside area
敷地境界 : site boundary

as of 23:50

 周辺監視区域
 敷地境界



※Reference data indicate the normal fluctuation range of airborne radiation rate.