

Fixed point Monitoring Status by Temporary Monitoring Post at Fukushima Daiichi Nuclear Power Station

Date	Radiation Dose Rate (μ Sv/h) At the Main Buiding	Radiation Dose Rate (μ Sv/h) At the Main Gate	Radiation Dose Rate (μ Sv/h) At the West Gate
2015/12/9 0:00	80	3	2
2015/12/9 0:30	80	3	2
2015/12/9 1:00	80	3	2
2015/12/9 1:30	80	3	2
2015/12/9 2:00	80	3	2
2015/12/9 2:30	80	3	2
2015/12/9 3:00	80	3	2
2015/12/9 3:30	80	3	2
2015/12/9 4:00	80	3	2
2015/12/9 4:30	80	3	2
2015/12/9 5:00	80	3	2
2015/12/9 5:30	80	3	2
2015/12/9 6:00	80	3	2
2015/12/9 6:30	80	3	2
2015/12/9 7:00	80	3	2
2015/12/9 7:30	80	3	2
2015/12/9 8:00	80	3	2
2015/12/9 8:30	80	3	2
2015/12/9 9:00	80	3	2
2015/12/9 9:30	80	3	2
2015/12/9 10:00	80	3	2
2015/12/9 10:30	80	3	2
2015/12/9 11:00	80	3	2
2015/12/9 11:30	80	3	2
2015/12/9 12:00	80	3	2
2015/12/9 12:30	79	3	2
2015/12/9 13:00	79	3	2
2015/12/9 13:30	79	3	2
2015/12/9 14:00	79	3	2
2015/12/9 14:30	79	3	2
2015/12/9 15:00	79	3	2
2015/12/9 15:30	79	3	2
2015/12/9 16:00	79	3	2
2015/12/9 16:30	78	3	2
2015/12/9 17:00	78	3	2
2015/12/9 17:30	78	3	2
2015/12/9 18:00	78	3	2
2015/12/9 18:30	78	3	2
2015/12/9 19:00	78	3	2
2015/12/9 19:30	78	3	2
2015/12/9 20:00	78	3	2
2015/12/9 20:30	78	3	2
2015/12/9 21:00	78	3	2
2015/12/9 21:30	79	3	2
2015/12/9 22:00	79	3	2
2015/12/9 22:30	79	3	2
2015/12/9 23:00	79	3	2
2015/12/9 23:30	79	3	2

福島第一原子力発電所 モニタリングポスト空間線量率

単位: $\mu\text{Sv/h}$

単位: m/s

日時	MP								スタック		感雨
	MP-1	MP-2	MP-3	MP-4	MP-5	MP-6	MP-7	MP-8	風向	風速	
2015/12/9 8:00	1.695	2.700	3.163	2.953	3.052	0.862	1.545	1.473	西北西	2.8	無
2015/12/9 8:10	1.698	2.698	3.168	2.950	3.050	0.862	1.543	1.477	北西	3.1	無
2015/12/9 8:20	1.698	2.695	3.165	2.953	3.053	0.863	1.545	1.475	北北西	4.0	無
2015/12/9 8:30	1.697	2.697	3.163	2.953	3.052	0.862	1.545	1.473	北北西	4.1	無
2015/12/9 8:40	1.698	2.700	3.167	2.957	3.053	0.862	1.543	1.473	北西	3.3	無
2015/12/9 8:50	1.703	2.700	3.167	2.958	3.055	0.863	1.545	1.475	北西	2.2	無
2015/12/9 9:00	1.700	2.703	3.170	2.957	3.058	0.865	1.545	1.477	西	1.4	無
2015/12/9 9:10	1.700	2.707	3.175	2.955	3.060	0.867	1.543	1.477	-	CALM	無
2015/12/9 9:20	1.700	2.700	3.175	2.957	3.063	0.867	1.547	1.477	-	CALM	無
2015/12/9 9:30	1.700	2.705	3.178	2.960	3.062	0.865	1.547	1.477	東北東	0.6	無
2015/12/9 9:40	1.700	2.703	3.173	2.962	3.062	0.867	1.547	1.477	南東	1.1	無
2015/12/9 9:50	1.697	2.703	3.172	2.962	3.062	0.868	1.547	1.478	南東	0.6	無
2015/12/9 10:00	1.700	2.705	3.175	2.963	3.057	0.867	1.548	1.477	南南東	0.9	無
2015/12/9 10:10	1.702	2.707	3.187	2.962	3.650*	0.867	1.547	1.475	南東	1.2	無
2015/12/9 10:20	1.702	2.707	3.182	2.960	3.674*	0.867	1.548	1.475	南東	1.2	無
2015/12/9 10:30	1.702	2.710	3.180	2.960	3.648*	0.868	1.547	1.477	東南東	1.7	無
2015/12/9 10:40	1.703	2.712	3.178	2.962	3.648*	0.867	1.550	1.475	南東	2.0	無
2015/12/9 10:50	1.707	2.712	3.183	2.963	3.633*	0.870	1.547	1.477	南東	2.0	無
2015/12/9 11:00	1.702	2.713	3.183	2.963	3.633*	0.868	1.547	1.475	東南東	2.0	無
2015/12/9 11:10	1.705	2.710	3.183	2.963	3.585*	0.868	1.550	1.480	南南東	2.0	無
2015/12/9 11:20	1.702	2.710	3.182	2.963	3.585*	0.868	1.550	1.478	南東	2.6	無
2015/12/9 11:30	1.702	2.713	3.188	2.965	3.675*	0.870	1.547	1.478	南東	2.8	無
2015/12/9 11:40	1.705	2.713	3.187	2.962	3.672*	0.870	1.548	1.478	南東	3.1	無
2015/12/9 11:50	1.708	2.715	3.188	2.958	3.672*	0.868	1.550	1.478	南南東	3.9	無
2015/12/9 12:00	1.707	2.713	3.190	2.968	3.645*	0.870	1.550	1.482	南東	3.7	無
2015/12/9 12:10	1.705	2.715	3.192	2.965	3.636*	0.872	1.550	1.478	南南東	4.1	無
2015/12/9 12:20	1.707	2.712	3.193	2.965	3.644*	0.872	1.547	1.478	南南東	4.4	無
2015/12/9 12:30	1.707	2.713	3.190	2.968	3.647*	0.872	1.548	1.477	南南東	4.9	無
2015/12/9 12:40	1.705	2.713	3.192	2.965	3.647*	0.873	1.550	1.480	南南東	4.5	無
2015/12/9 12:50	1.707	2.717	3.192	2.967	3.654*	0.873	1.552	1.480	南南東	5.1	無
2015/12/9 13:00	1.710	2.713	3.193	2.967	3.652*	0.872	1.555	1.482	南南東	5.4	無
2015/12/9 13:10	1.707	2.717	3.193	2.967	3.651*	0.875	1.550	1.480	南南東	5.6	無
2015/12/9 13:20	1.705	2.718	3.197	2.970	3.633*	0.873	1.550	1.478	南南東	6.6	無
2015/12/9 13:30	1.703	2.715	3.197	2.968	3.630*	0.873	1.552	1.478	南南東	5.4	無
2015/12/9 13:40	1.705	2.718	3.190	2.965	3.609*	0.872	1.552	1.480	南南東	5.9	無
2015/12/9 13:50	1.705	2.718	3.193	2.967	3.511*	0.873	1.552	1.478	南南東	5.3	無
2015/12/9 14:00	1.708	2.718	3.195	2.965	3.482*	0.875	1.553	1.478	南南東	5.7	無

日時	MP								スタック		感雨
	MP-1	MP-2	MP-3	MP-4	MP-5	MP-6	MP-7	MP-8	風向	風速	
2015/12/9 14:10	1.707	2.715	3.195	2.970	3.494*	0.875	1.550	1.478	南南東	5.2	無
2015/12/9 14:20	1.707	2.718	3.192	2.965	3.479*	0.873	1.550	1.480	南南東	5.1	無
2015/12/9 14:30	1.708	2.718	3.192	2.968	3.475*	0.873	1.553	1.478	南南東	5.9	無
2015/12/9 14:40	1.708	2.717	3.193	2.967	3.484*	0.873	1.550	1.478	南南東	5.7	無
2015/12/9 14:50	1.708	2.717	3.192	2.970	3.478*	0.872	1.553	1.477	南南東	6.1	無
2015/12/9 15:00	1.705	2.715	3.190	2.968	3.466*	0.872	1.555	1.477	南南東	5.0	無
2015/12/9 15:10	1.707	2.717	3.192	2.963	3.460*	0.875	1.557	1.478	南	5.3	無
2015/12/9 15:20	1.705	2.718	3.192	2.965	3.451*	0.875	1.553	1.482	南南東	5.4	無
2015/12/9 15:30	1.703	2.720	3.193	2.970	3.449*	0.873	1.553	1.480	南	4.8	無
2015/12/9 15:40	1.707	2.713	3.195	2.967	3.452*	0.873	1.552	1.477	南	5.5	無
2015/12/9 15:50	1.710	2.717	3.192	2.965	3.445*	0.875	1.552	1.478	南	4.9	無
2015/12/9 16:00	1.705	2.715	3.193	2.967	3.436*	0.873	1.553	1.478	南	5.6	無
2015/12/9 16:10	1.707	2.718	3.190	2.967	3.416*	0.877	1.552	1.477	南	6.4	無
2015/12/9 16:20	1.707	2.715	3.188	2.963	3.392*	0.873	1.553	1.475	南	6.1	無
2015/12/9 16:30	1.707	2.715	3.190	2.965	3.415*	0.873	1.552	1.477	南	5.4	無
2015/12/9 16:40	1.707	2.713	3.188	2.963	3.414*	0.873	1.550	1.478	南	5.2	無
2015/12/9 16:50	1.707	2.715	3.185	2.962	3.413*	0.873	1.553	1.477	南	5.4	無
2015/12/9 17:00	1.710	2.713	3.185	2.962	3.431*	0.872	1.548	1.477	南	6.8	無
2015/12/9 17:10	1.707	2.713	3.188	2.965	3.419*	0.873	1.552	1.477	南	6.6	無
2015/12/9 17:20	1.703	2.713	3.187	2.963	3.440*	0.870	1.550	1.475	南	7.0	無
2015/12/9 17:30	1.705	2.712	3.183	2.958	3.516*	0.872	1.550	1.477	南	5.8	無
2015/12/9 17:40	1.707	2.713	3.187	2.963	3.591*	0.872	1.548	1.475	南	5.4	無
2015/12/9 17:50	1.703	2.712	3.183	2.963	3.593*	0.872	1.548	1.477	南南西	4.5	無
2015/12/9 18:00	1.703	2.713	3.182	2.962	3.613*	0.873	1.548	1.477	南南西	3.4	無
2015/12/9 18:10	1.703	2.713	3.185	2.960	3.608*	0.872	1.550	1.475	南南西	3.8	無
2015/12/9 18:20	1.707	2.710	3.183	2.955	3.602*	0.873	1.548	1.475	南南西	3.5	無
2015/12/9 18:30	1.703	2.708	3.183	2.960	3.602*	0.873	1.547	1.477	南西	3.7	無
2015/12/9 18:40	1.703	2.713	3.183	2.960	3.598*	0.873	1.548	1.475	南南西	3.3	無
2015/12/9 18:50	1.703	2.712	3.187	2.958	3.598*	0.875	1.548	1.477	南西	3.1	無
2015/12/9 19:00	1.705	2.712	3.185	2.957	3.600*	0.877	1.550	1.480	南西	2.0	無
2015/12/9 19:10	1.705	2.713	3.183	2.957	3.600*	0.873	1.550	1.477	南西	2.3	無
2015/12/9 19:20	1.702	2.710	3.185	2.960	3.597*	0.873	1.547	1.477	南西	2.6	無
2015/12/9 19:30	1.702	2.712	3.183	2.957	3.604*	0.873	1.550	1.475	南西	2.6	無
2015/12/9 19:40	1.703	2.708	3.180	2.960	3.605*	0.873	1.547	1.475	南西	3.3	無
2015/12/9 19:50	1.702	2.710	3.178	2.953	3.595*	0.872	1.545	1.473	南南西	3.6	無
2015/12/9 20:00	1.703	2.710	3.177	2.960	3.607*	0.873	1.547	1.475	南南西	4.1	無

日時	MP								スタック		感雨
	MP-1	MP-2	MP-3	MP-4	MP-5	MP-6	MP-7	MP-8	風向	風速	
2015/12/9 20:10	1.705	2.710	3.180	2.957	3.606*	0.872	1.548	1.475	南南西	5.2	無
2015/12/9 20:20	1.702	2.708	3.178	2.960	3.606*	0.875	1.547	1.473	南南西	4.6	無
2015/12/9 20:30	1.700	2.708	3.182	2.957	3.600*	0.873	1.547	1.477	南南西	4.5	無
2015/12/9 20:40	1.702	2.710	3.180	2.957	3.599*	0.872	1.547	1.473	南南西	4.2	無
2015/12/9 20:50	1.700	2.710	3.177	2.953	3.600*	0.873	1.548	1.475	南西	3.7	無
2015/12/9 21:00	1.703	2.708	3.180	2.955	3.595*	0.873	1.547	1.475	南西	4.3	無
2015/12/9 21:10	1.702	2.710	3.177	2.955	3.596*	0.872	1.548	1.475	南西	5.2	無
2015/12/9 21:20	1.703	2.710	3.177	2.957	3.594*	0.873	1.545	1.475	南西	6.3	無
2015/12/9 21:30	1.702	2.710	3.178	2.953	3.596*	0.873	1.545	1.475	南西	7.5	無
2015/12/9 21:40	1.703	2.708	3.182	2.957	3.592*	0.875	1.545	1.473	南西	7.5	無
2015/12/9 21:50	1.703	2.710	3.177	2.955	3.587*	0.875	1.548	1.473	南南西	6.0	無
2015/12/9 22:00	1.703	2.710	3.180	2.957	3.593*	0.875	1.548	1.475	南南西	5.7	無
2015/12/9 22:10	1.702	2.705	3.180	2.957	3.587*	0.873	1.547	1.473	南南西	4.7	無
2015/12/9 22:20	1.700	2.705	3.180	2.953	3.585*	0.873	1.547	1.475	南	3.5	無
2015/12/9 22:30	1.702	2.707	3.178	2.957	3.587*	0.872	1.547	1.475	南南西	3.8	無
2015/12/9 22:40	1.703	2.705	3.177	2.958	3.585*	0.875	1.548	1.472	南西	3.8	無
2015/12/9 22:50	1.702	2.707	3.182	2.955	3.583*	0.873	1.545	1.473	南西	3.4	無
2015/12/9 23:00	1.702	2.708	3.180	2.957	3.579*	0.875	1.545	1.473	南西	3.2	無
2015/12/9 23:10	1.698	2.705	3.175	2.955	3.578*	0.873	1.545	1.473	南西	2.3	無
2015/12/9 23:20	1.698	2.708	3.177	2.957	3.582*	0.873	1.543	1.473	南西	1.2	無
2015/12/9 23:30	1.702	2.710	3.170	2.955	3.582*	0.875	1.547	1.473	南西	2.3	無
2015/12/9 23:40	1.698	2.705	3.172	2.958	3.584*	0.875	1.545	1.475	南西	3.6	無
2015/12/9 23:50	1.698	2.705	3.178	2.955	3.589*	0.877	1.545	1.475	西南西	3.3	無
2015/12/10 0:00	1.702	2.707	3.177	2.953	3.587*	0.873	1.545	1.472	南西	2.3	無
2015/12/10 0:10	1.703	2.708	3.177	2.955	3.585*	0.875	1.545	1.473	西南西	2.0	無
2015/12/10 0:20	1.703	2.703	3.178	2.955	3.585*	0.875	1.545	1.477	南西	1.9	無
2015/12/10 0:30	1.703	2.705	3.172	2.957	3.585*	0.875	1.543	1.475	西南西	2.3	無
2015/12/10 0:40	1.700	2.703	3.172	2.957	3.587*	0.872	1.543	1.475	南西	1.2	無
2015/12/10 0:50	1.703	2.705	3.173	2.957	3.584*	0.875	1.545	1.477	南	2.5	無
2015/12/10 1:00	1.702	2.703	3.175	2.957	3.579*	0.873	1.545	1.472	南南西	3.2	無
2015/12/10 1:10	1.702	2.705	3.178	2.953	3.578*	0.875	1.547	1.475	南南西	3.3	無
2015/12/10 1:20	1.700	2.705	3.177	2.957	3.576*	0.875	1.545	1.477	南南西	3.4	無
2015/12/10 1:30	1.698	2.703	3.172	2.953	3.579*	0.870	1.543	1.477	南西	3.4	無
2015/12/10 1:40	1.700	2.700	3.173	2.952	3.576*	0.872	1.542	1.473	南西	1.9	無
2015/12/10 1:50	1.702	2.702	3.177	2.953	3.578*	0.873	1.545	1.475	南西	1.9	無
2015/12/10 2:00	1.700	2.703	3.177	2.955	3.576*	0.875	1.545	1.475	南西	2.3	無

日時	MP								スタック		感雨
	MP-1	MP-2	MP-3	MP-4	MP-5	MP-6	MP-7	MP-8	風向	風速	
2015/12/10 2:10	1.702	2.705	3.175	2.952	3.577*	0.875	1.547	1.475	南西	2.3	無
2015/12/10 2:20	1.700	2.705	3.172	2.953	3.578*	0.873	1.545	1.473	南南西	3.6	無
2015/12/10 2:30	1.703	2.702	3.168	2.952	3.579*	0.875	1.547	1.473	南南西	6.0	無
2015/12/10 2:40	1.702	2.707	3.170	2.952	3.577*	0.873	1.545	1.477	南南西	5.8	無
2015/12/10 2:50	1.702	2.702	3.173	2.955	3.573*	0.873	1.543	1.473	南南西	6.1	無
2015/12/10 3:00	1.702	2.705	3.173	2.955	3.577*	0.873	1.545	1.473	南南西	6.9	無
2015/12/10 3:10	1.698	2.702	3.173	2.955	3.577*	0.873	1.543	1.475	南西	6.3	無
2015/12/10 3:20	1.702	2.705	3.172	2.955	3.578*	0.875	1.543	1.475	南西	7.1	無
2015/12/10 3:30	1.702	2.705	3.173	2.955	3.579*	0.873	1.545	1.475	南西	7.1	無
2015/12/10 3:40	1.703	2.705	3.175	2.957	3.580*	0.872	1.547	1.475	南西	6.2	無
2015/12/10 3:50	1.703	2.703	3.175	2.957	3.578*	0.872	1.545	1.477	南西	6.6	無
2015/12/10 4:00	1.703	2.703	3.172	2.955	3.578*	0.873	1.547	1.475	南西	5.4	無
2015/12/10 4:10	1.703	2.703	3.172	2.953	3.586*	0.875	1.545	1.477	南西	4.9	無
2015/12/10 4:20	1.703	2.703	3.172	2.953	3.586*	0.873	1.543	1.477	南南西	5.6	無
2015/12/10 4:30	1.705	2.703	3.172	2.953	3.582*	0.873	1.547	1.478	南南西	5.9	無
2015/12/10 4:40	1.703	2.702	3.175	2.955	3.585*	0.875	1.547	1.477	南南西	4.8	無
2015/12/10 4:50	1.705	2.705	3.173	2.957	3.582*	0.873	1.547	1.477	南南西	4.9	無
2015/12/10 5:00	1.707	2.703	3.177	2.952	3.581*	0.873	1.547	1.477	南南西	4.7	無
2015/12/10 5:10	1.703	2.702	3.173	2.958	3.582*	0.875	1.548	1.478	南南西	5.0	無
2015/12/10 5:20	1.703	2.703	3.173	2.955	3.580*	0.873	1.547	1.473	南南西	4.8	無
2015/12/10 5:30	1.705	2.702	3.172	2.955	3.586*	0.873	1.547	1.475	南南西	4.8	無
2015/12/10 5:40	1.703	2.705	3.175	2.955	3.578*	0.872	1.545	1.477	南南西	4.9	無
2015/12/10 5:50	1.703	2.705	3.173	2.952	3.582*	0.873	1.547	1.477	南	4.7	無
2015/12/10 6:00	1.703	2.705	3.175	2.952	3.583*	0.870	1.545	1.475	南南西	3.7	無
2015/12/10 6:10	1.703	2.705	3.175	2.955	3.586*	0.870	1.547	1.477	南西	3.0	無
2015/12/10 6:20	1.708	2.703	3.175	2.955	3.584*	0.868	1.545	1.478	南南西	2.5	無
2015/12/10 6:30	1.707	2.703	3.173	2.953	3.586*	0.870	1.547	1.477	南南西	1.9	無
2015/12/10 6:40	1.703	2.703	3.173	2.955	3.584*	0.872	1.545	1.475	南南東	1.2	無
2015/12/10 6:50	1.702	2.705	3.173	2.957	3.580*	0.868	1.545	1.477	南西	1.7	無
2015/12/10 7:00	1.703	2.705	3.172	2.957	3.579*	0.872	1.545	1.473	南	2.0	無
2015/12/10 7:10	1.707	2.705	3.173	2.955	3.579*	0.873	1.547	1.475	南	2.2	無
2015/12/10 7:20	1.707	2.702	3.173	2.955	3.579*	0.870	1.545	1.475	南南西	4.5	無
2015/12/10 7:30	1.708	2.702	3.173	2.953	3.579*	0.867	1.543	1.477	南南西	3.7	無
2015/12/10 7:40	1.705	2.705	3.173	2.958	3.578*	0.868	1.547	1.478	南	3.9	無
2015/12/10 7:50	1.705	2.707	3.173	2.960	3.584*	0.868	1.545	1.475	南南西	2.8	無
2015/12/10 8:00	1.705	2.708	3.173	2.958	3.588*	0.868	1.547	1.475	南南西	2.0	無

風速が0.5m/s未満の場合「CALM」(静穏)、この時の風向を「-」と表記する。

* 12/9 10:10～ MP-5取替に伴う代替測定。

Monitoring data by a monitoring car* at Fukushima Daiichi Nuclear Power Station (μ Sv/h)

* The data from monitoring car may deficit as the vehicle may change monitoring point.

*About the direction of the wind and the wind velocity,we are measuring with the weather observation meter of the 10m higher.

*“-”: the wind velocity/“CALM”:the wind direction is below 0.5m/s.

Measuring Point	Measurement Date	γ Ray	Neutron Ray	Weather	Wind Direction	Wind Velocity (m/s)
West Gate	2015/12/9 0:00	1.3	<0.01	Cloudy	WNW	2.0
West Gate	2015/12/9 0:10	1.3	<0.01	Fine	WNW	1.8
West Gate	2015/12/9 0:20	1.3	<0.01	Fine	WNW	1.8
West Gate	2015/12/9 0:30	1.3	<0.01	Fine	WNW	2.0
West Gate	2015/12/9 0:40	1.3	<0.01	Fine	WNW	1.6
West Gate	2015/12/9 0:50	1.3	<0.01	Fine	WNW	1.6
West Gate	2015/12/9 1:00	1.3	<0.01	Fine	WNW	1.5
West Gate	2015/12/9 1:10	1.3	<0.01	Fine	WNW	1.5
West Gate	2015/12/9 1:20	1.3	<0.01	Fine	W	1.6
West Gate	2015/12/9 1:30	1.3	<0.01	Fine	WNW	1.7
West Gate	2015/12/9 1:40	1.3	<0.01	Fine	W	1.4
West Gate	2015/12/9 1:50	1.3	<0.01	Fine	W	1.4
West Gate	2015/12/9 2:00	1.3	<0.01	Fine	WNW	1.8
West Gate	2015/12/9 2:10	1.3	<0.01	Fine	WNW	1.8
West Gate	2015/12/9 2:20	1.3	<0.01	Fine	WNW	1.9
West Gate	2015/12/9 2:30	1.3	<0.01	Fine	WNW	1.5
West Gate	2015/12/9 2:40	1.3	<0.01	Fine	W	1.4
West Gate	2015/12/9 2:50	1.3	<0.01	Fine	WNW	1.6
West Gate	2015/12/9 3:00	1.3	<0.01	Fine	W	1.4
West Gate	2015/12/9 3:10	1.3	<0.01	Fine	W	1.3
West Gate	2015/12/9 3:20	1.3	<0.01	Fine	WNW	1.6
West Gate	2015/12/9 3:30	1.3	<0.01	Fine	WNW	1.5
West Gate	2015/12/9 3:40	1.3	<0.01	Fine	WNW	1.7
West Gate	2015/12/9 3:50	1.3	<0.01	Fine	WNW	2.1
West Gate	2015/12/9 4:00	1.3	<0.01	Fine	WNW	2.3
West Gate	2015/12/9 4:10	1.3	<0.01	Fine	WNW	2.4
West Gate	2015/12/9 4:20	1.3	<0.01	Fine	WNW	2.5
West Gate	2015/12/9 4:30	1.3	<0.01	Fine	WNW	1.8
West Gate	2015/12/9 4:40	1.3	<0.01	Fine	W	1.7
West Gate	2015/12/9 4:50	1.3	<0.01	Fine	WNW	1.7
West Gate	2015/12/9 5:00	1.3	<0.01	Fine	W	1.5
West Gate	2015/12/9 5:10	1.3	<0.01	Fine	W	1.7
West Gate	2015/12/9 5:20	1.3	<0.01	Fine	W	1.1
West Gate	2015/12/9 5:30	1.3	<0.01	Fine	W	1.5
West Gate	2015/12/9 5:40	1.3	<0.01	Fine	W	1.5
West Gate	2015/12/9 5:50	1.3	<0.01	Fine	W	1.6
West Gate	2015/12/9 6:00	1.3	<0.01	Fine	W	2.0
West Gate	2015/12/9 6:10	1.3	<0.01	Fine	WNW	2.0
West Gate	2015/12/9 6:20	1.3	<0.01	Fine	WNW	2.2
West Gate	2015/12/9 6:30	1.3	<0.01	Fine	W	1.7
West Gate	2015/12/9 6:40	1.3	<0.01	Fine	WNW	1.8
West Gate	2015/12/9 6:50	1.3	<0.01	Fine	WNW	1.9
West Gate	2015/12/9 7:00	1.3	<0.01	Fine	WNW	2.3
West Gate	2015/12/9 7:10	1.3	<0.01	Fine	WNW	2.0
West Gate	2015/12/9 7:20	1.3	<0.01	Fine	WNW	1.4
West Gate	2015/12/9 7:30	1.3	<0.01	Fine	W	1.5
West Gate	2015/12/9 7:40	1.3	<0.01	Fine	WNW	1.5
West Gate	2015/12/9 7:50	1.3	<0.01	Fine	WNW	1.6
West Gate	2015/12/9 8:00	1.3	<0.01	Fine	NW	1.3
West Gate	2015/12/9 8:10	1.3	<0.01	Fine	NNW	1.0
West Gate	2015/12/9 8:20	1.3	<0.01	Fine	NNW	1.4
West Gate	2015/12/9 8:30	1.3	<0.01	Fine	NW	1.2
West Gate	2015/12/9 8:40	1.3	<0.01	Fine	NW	0.9
West Gate	2015/12/9 8:50	1.3	<0.01	Fine	WNW	1.6
West Gate	2015/12/9 9:00	1.3	<0.01	Fine	WNW	0.7
West Gate	2015/12/9 9:10	1.3	<0.01	Fine	-	CALM
West Gate	2015/12/9 9:20	1.3	<0.01	Fine	-	CALM
West Gate	2015/12/9 9:30	1.3	<0.01	Fine	ENE	0.9
West Gate	2015/12/9 9:40	1.3	<0.01	Fine	SE	1.0
West Gate	2015/12/9 9:50	1.3	<0.01	Fine	SE	0.8
West Gate	2015/12/9 10:00	1.3	<0.01	Fine	SE	0.7
West Gate	2015/12/9 10:10	1.3	<0.01	Fine	ESE	1.5
West Gate	2015/12/9 10:20	1.3	<0.01	Fine	ESE	1.3
West Gate	2015/12/9 10:30	1.3	<0.01	Fine	SE	1.6
West Gate	2015/12/9 10:40	1.3	<0.01	Fine	SE	1.8
West Gate	2015/12/9 10:50	1.3	<0.01	Fine	SE	1.9
West Gate	2015/12/9 11:00	1.3	<0.01	Fine	SE	1.9
West Gate	2015/12/9 11:10	1.3	<0.01	Fine	SE	1.5
West Gate	2015/12/9 11:20	1.3	<0.01	Fine	SE	2.0

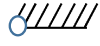

Measuring Point	Measurement Date	γ Ray	Neutron Ray	Weather	Wind Direction	Wind Velocity (m/s)
West Gate	2015/12/9 11:30	1.3	<0.01	Fine	SE	2.3
West Gate	2015/12/9 11:40	1.3	<0.01	Fine	SE	2.3
West Gate	2015/12/9 11:50	1.3	<0.01	Fine	SE	2.0
West Gate	2015/12/9 12:00	1.3	<0.01	Fine	SE	2.3
West Gate	2015/12/9 12:10	1.3	<0.01	Fine	SSE	2.1
West Gate	2015/12/9 12:20	1.3	<0.01	Fine	SSE	2.8
West Gate	2015/12/9 12:30	1.3	<0.01	Fine	SSE	2.7
West Gate	2015/12/9 12:40	1.3	<0.01	Fine	SSE	2.9
West Gate	2015/12/9 12:50	1.3	<0.01	Fine	SSE	2.8
West Gate	2015/12/9 13:00	1.3	<0.01	Fine	SSE	3.1
West Gate	2015/12/9 13:10	1.3	<0.01	Fine	SSE	4.1
West Gate	2015/12/9 13:20	1.3	<0.01	Fine	SSE	4.2
West Gate	2015/12/9 13:30	1.3	<0.01	Fine	SSE	3.8
West Gate	2015/12/9 13:40	1.3	<0.01	Fine	SSE	3.9
West Gate	2015/12/9 13:50	1.3	<0.01	Fine	SSE	4.0
West Gate	2015/12/9 14:00	1.3	<0.01	Fine	SSE	3.3
West Gate	2015/12/9 14:10	1.3	<0.01	Fine	SSE	2.8
West Gate	2015/12/9 14:20	1.3	<0.01	Fine	SSE	3.5
West Gate	2015/12/9 14:30	1.3	<0.01	Fine	S	3.6
West Gate	2015/12/9 14:40	1.3	<0.01	Fine	SSE	3.3
West Gate	2015/12/9 14:50	1.3	<0.01	Fine	SSE	3.5
West Gate	2015/12/9 15:00	1.3	<0.01	Fine	S	3.3
West Gate	2015/12/9 15:10	1.3	<0.01	Fine	S	3.0
West Gate	2015/12/9 15:20	1.3	<0.01	Fine	S	2.7
West Gate	2015/12/9 15:30	1.3	<0.01	Fine	S	3.3
West Gate	2015/12/9 15:40	1.3	<0.01	Fine	S	3.1
West Gate	2015/12/9 15:50	1.3	<0.01	Fine	S	2.5
West Gate	2015/12/9 16:00	1.3	<0.01	Fine	S	2.1
West Gate	2015/12/9 16:10	1.3	<0.01	Fine	S	1.9
West Gate	2015/12/9 16:20	1.3	<0.01	Fine	SSW	2.3
West Gate	2015/12/9 16:30	1.3	<0.01	Fine	SSW	2.2
West Gate	2015/12/9 16:40	1.3	<0.01	Fine	S	1.6
West Gate	2015/12/9 16:50	1.3	<0.01	Fine	SSW	2.4
West Gate	2015/12/9 17:00	1.3	<0.01	Fine	SSW	2.3
West Gate	2015/12/9 17:10	1.3	<0.01	Fine	SSW	1.7
West Gate	2015/12/9 17:20	1.3	<0.01	Fine	SSW	1.9
West Gate	2015/12/9 17:30	1.3	<0.01	Fine	WSW	1.7
West Gate	2015/12/9 17:40	1.3	<0.01	Fine	WSW	1.5
West Gate	2015/12/9 17:50	1.3	<0.01	Fine	W	1.3
West Gate	2015/12/9 18:00	1.3	<0.01	Fine	WNW	1.6
West Gate	2015/12/9 18:10	1.3	<0.01	Fine	WNW	1.8
West Gate	2015/12/9 18:20	1.3	<0.01	Fine	W	1.4
West Gate	2015/12/9 18:30	1.3	<0.01	Fine	WSW	1.7
West Gate	2015/12/9 18:40	1.3	<0.01	Fine	W	1.2
West Gate	2015/12/9 18:50	1.3	<0.01	Fine	WNW	1.0
West Gate	2015/12/9 19:00	1.3	<0.01	Fine	WNW	1.3
West Gate	2015/12/9 19:10	1.3	<0.01	Fine	WNW	1.7
West Gate	2015/12/9 19:20	1.3	<0.01	Fine	WNW	1.5
West Gate	2015/12/9 19:30	1.3	<0.01	Fine	WNW	1.3
West Gate	2015/12/9 19:40	1.3	<0.01	Fine	WNW	1.3
West Gate	2015/12/9 19:50	1.3	<0.01	Fine	W	0.8
West Gate	2015/12/9 20:00	1.3	<0.01	Fine	WSW	1.5
West Gate	2015/12/9 20:10	1.3	<0.01	Fine	W	1.6
West Gate	2015/12/9 20:20	1.3	<0.01	Fine	W	1.6
West Gate	2015/12/9 20:30	1.3	<0.01	Fine	W	1.5
West Gate	2015/12/9 20:40	1.3	<0.01	Fine	W	1.6
West Gate	2015/12/9 20:50	1.3	<0.01	Fine	W	1.0
West Gate	2015/12/9 21:00	1.3	<0.01	Fine	WSW	1.9
West Gate	2015/12/9 21:10	1.3	<0.01	Fine	W	1.4
West Gate	2015/12/9 21:20	1.3	<0.01	Fine	W	1.6
West Gate	2015/12/9 21:30	1.3	<0.01	Fine	W	1.5
West Gate	2015/12/9 21:40	1.3	<0.01	Fine	W	1.6
West Gate	2015/12/9 21:50	1.3	<0.01	Fine	WSW	1.4
West Gate	2015/12/9 22:00	1.3	<0.01	Fine	W	0.8
West Gate	2015/12/9 22:10	1.3	<0.01	Fine	W	1.3
West Gate	2015/12/9 22:20	1.3	<0.01	Fine	WNW	1.0
West Gate	2015/12/9 22:30	1.3	<0.01	Fine	WNW	1.9
West Gate	2015/12/9 22:40	1.3	<0.01	Fine	WNW	1.5
West Gate	2015/12/9 22:50	1.3	<0.01	Fine	WNW	0.6
West Gate	2015/12/9 23:00	1.3	<0.01	Fine	-	CALM
West Gate	2015/12/9 23:10	1.3	<0.01	Fine	-	CALM
West Gate	2015/12/9 23:20	1.3	<0.01	Fine	WNW	0.9
West Gate	2015/12/9 23:30	1.3	<0.01	Fine	WNW	1.0
West Gate	2015/12/9 23:40	1.3	<0.01	Fine	WNW	1.7
West Gate	2015/12/9 23:50	1.3	<0.01	Fine	WNW	2.1

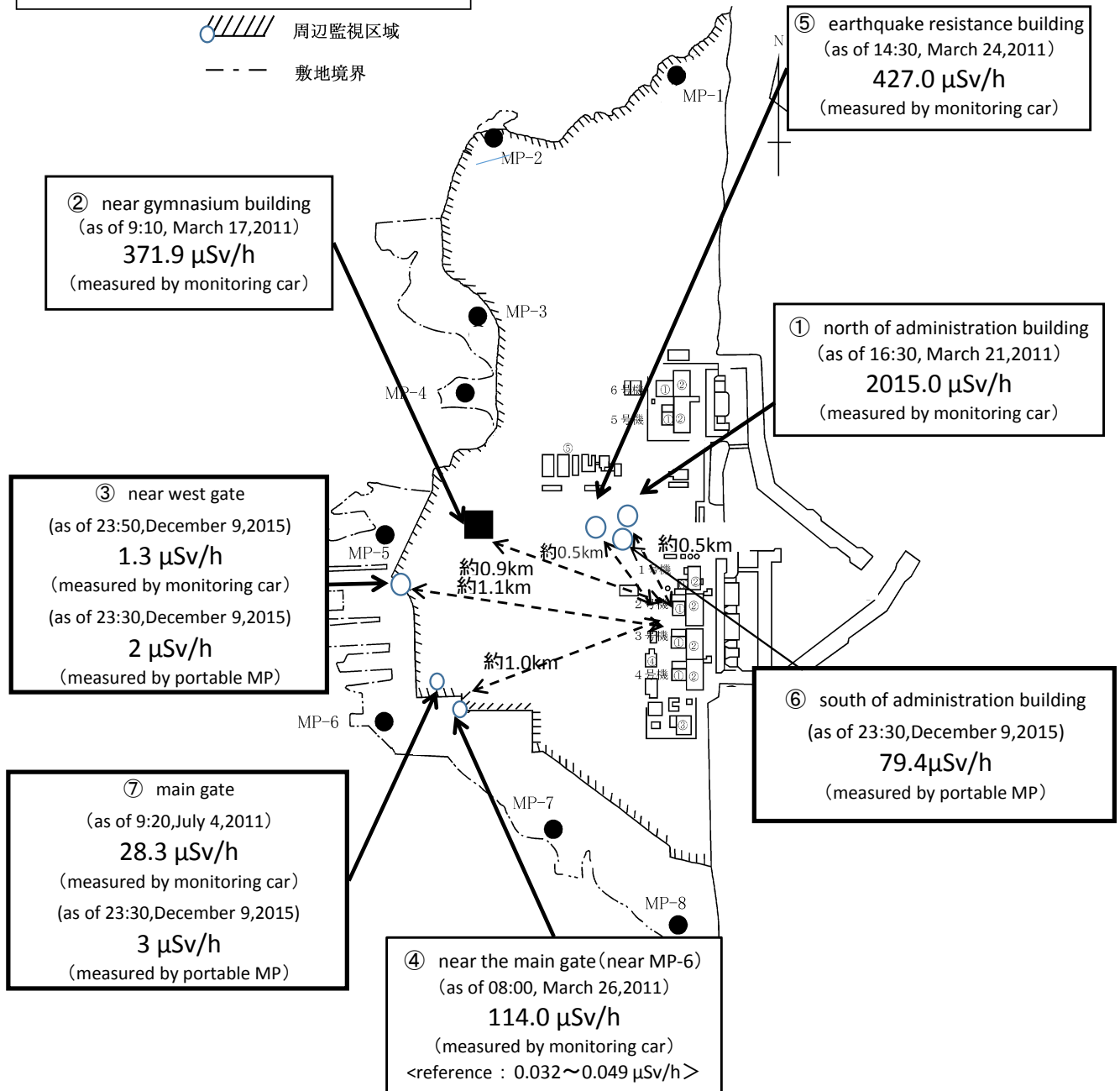
Fukushima Daiichi Nuclear Power Plant

2015/12/9

周辺監視区域 : supervised outside area
敷地境界 : site boundary

as of 23:50

 周辺監視区域
 敷地境界



※Reference data indicate the normal fluctuation range of airborne radiation rate.