

Fixed point Monitoring Status by Temporary Monitoring Post at Fukushima Daiichi Nuclear Power Station

Date	Radiation Dose Rate (μ Sv/h) At the Main Buiding	Radiation Dose Rate (μ Sv/h) At the Main Gate	Radiation Dose Rate (μ Sv/h) At the West Gate
2013/7/10 0:00	147	16	5
2013/7/10 0:30	147	16	5
2013/7/10 1:00	147	15	5
2013/7/10 1:30	147	15	5
2013/7/10 2:00	147	15	5
2013/7/10 2:30	148	16	5
2013/7/10 3:00	148	15	5
2013/7/10 3:30	148	15	5
2013/7/10 4:00	148	15	5
2013/7/10 4:30	147	15	5
2013/7/10 5:00	148	15	5
2013/7/10 5:30	148	15	5
2013/7/10 6:00	148	15	5
2013/7/10 6:30	149	15	5
2013/7/10 7:00	148	15	5
2013/7/10 7:30	148	15	5
2013/7/10 8:00	149	15	5
2013/7/10 8:30	149	15	5
2013/7/10 9:00	149	15	5
2013/7/10 9:30	149	15	5
2013/7/10 10:00	149	15	5
2013/7/10 10:30	149	16	5
2013/7/10 11:00	150	16	5
2013/7/10 11:30	150	16	5
2013/7/10 12:00	150	16	5
2013/7/10 12:30	150	16	5
2013/7/10 13:00	150	16	5
2013/7/10 13:30	150	16	5
2013/7/10 14:00	150	16	5
2013/7/10 14:30	149	16	5
2013/7/10 15:00	150	16	5
2013/7/10 15:30	150	16	5
2013/7/10 16:00	149	16	5
2013/7/10 16:30	148	16	5
2013/7/10 17:00	149	16	5
2013/7/10 17:30	148	16	5
2013/7/10 18:00	147	16	5
2013/7/10 18:30	148	16	5
2013/7/10 19:00	149	16	5
2013/7/10 19:30	149	16	5
2013/7/10 20:00	149	16	5
2013/7/10 20:30	148	16	5
2013/7/10 21:00	149	16	5
2013/7/10 21:30	147	16	5
2013/7/10 22:00	145	15	5
2013/7/10 22:30	145	15	5
2013/7/10 23:00	145	15	5
2013/7/10 23:30	146	15	5

Monitoring data by a monitoring car* at Fukushima Daiichi Nuclear Power Station (μ Sv/h)

* The data from monitoring car may deficit as the vehicle may change monitoring point.

*About the direction of the wind and the wind velocity,we are measuring with the weather observation meter of the 10m higher .

*"-": the wind velocity is below 0.5m/s.



Measuring Point	Measurement Date	γ Ray	Neutron Ray	Weather	Wind Direction	Wind Velocity (m/s)
West Gate	2013/7/10 0:00	3.6	<0.01	Fine	SW	1.1
West Gate	2013/7/10 0:10	3.6	<0.01	Fine	SSW	0.8
West Gate	2013/7/10 0:20	3.6	<0.01	Fine	SSW	1.5
West Gate	2013/7/10 0:30	3.6	<0.01	Fine	S	1.7
West Gate	2013/7/10 0:40	3.6	<0.01	Fine	SW	1.8
West Gate	2013/7/10 0:50	3.6	<0.01	Fine	SW	1.1
West Gate	2013/7/10 1:00	3.6	<0.01	Fine	NNW	0.8
West Gate	2013/7/10 1:10	3.6	<0.01	Fine	NE	0.6
West Gate	2013/7/10 1:20	3.6	<0.01	Fine	E	1.1
West Gate	2013/7/10 1:30	3.6	<0.01	Fine	E	0.6
West Gate	2013/7/10 1:40	3.6	<0.01	Fine	ESE	0.6
West Gate	2013/7/10 1:50	3.6	<0.01	Fine	-	CALM
West Gate	2013/7/10 2:00	3.6	<0.01	Fine	SSW	0.8
West Gate	2013/7/10 2:10	3.7	<0.01	Fine	SSW	0.5
West Gate	2013/7/10 2:20	3.6	<0.01	Fine	-	CALM
West Gate	2013/7/10 2:30	3.6	<0.01	Fine	-	CALM
West Gate	2013/7/10 2:40	3.6	<0.01	Fine	WNW	0.8
West Gate	2013/7/10 2:50	3.6	<0.01	Fine	NW	0.6
West Gate	2013/7/10 3:00	3.6	<0.01	Fine	-	CALM
West Gate	2013/7/10 3:10	3.6	<0.01	Fine	WSW	0.6
West Gate	2013/7/10 3:20	3.6	<0.01	Fine	-	CALM
West Gate	2013/7/10 3:30	3.7	<0.01	Rain	ESE	0.9
West Gate	2013/7/10 3:40	3.6	<0.01	Rain	SE	1.2
West Gate	2013/7/10 3:50	3.6	<0.01	Fine	SE	0.6
West Gate	2013/7/10 4:00	3.6	<0.01	Fine	SSW	0.5
West Gate	2013/7/10 4:10	3.6	<0.01	Fine	SSW	1.2
West Gate	2013/7/10 4:20	3.6	<0.01	Fine	WSW	1.4
West Gate	2013/7/10 4:30	3.6	<0.01	Fine	SSW	0.6
West Gate	2013/7/10 4:40	3.6	<0.01	Fine	ESE	0.7
West Gate	2013/7/10 4:50	3.6	<0.01	Fine	E	0.8
West Gate	2013/7/10 5:00	3.6	<0.01	Fine	ENE	2.4
West Gate	2013/7/10 5:10	3.6	<0.01	Fine	-	CALM
West Gate	2013/7/10 5:20	3.6	<0.01	Fine	-	CALM
West Gate	2013/7/10 5:30	3.6	<0.01	Fine	-	CALM
West Gate	2013/7/10 5:40	3.6	<0.01	Fine	SE	0.8
West Gate	2013/7/10 5:50	3.6	<0.01	Fine	SE	1.8
West Gate	2013/7/10 6:00	3.6	<0.01	Fine	E	1.8
West Gate	2013/7/10 6:10	3.7	<0.01	Cloudy	NE	1.0
West Gate	2013/7/10 6:20	3.7	<0.01	Cloudy	ESE	1.1
West Gate	2013/7/10 6:30	3.6	<0.01	Cloudy	ESE	1.2
West Gate	2013/7/10 6:40	3.6	<0.01	Cloudy	SE	1.9
West Gate	2013/7/10 6:50	3.6	<0.01	Cloudy	SE	1.5
West Gate	2013/7/10 7:00	3.6	<0.01	Cloudy	SE	0.8
West Gate	2013/7/10 7:10	3.6	<0.01	Cloudy	NE	0.6
West Gate	2013/7/10 7:20	3.6	<0.01	Cloudy	SE	1.4
West Gate	2013/7/10 7:30	3.7	<0.01	Cloudy	SSE	1.1
West Gate	2013/7/10 7:40	3.6	<0.01	Cloudy	SSW	0.6
West Gate	2013/7/10 7:50	3.7	<0.01	Cloudy	WNW	1.1
West Gate	2013/7/10 8:00	3.7	<0.01	Cloudy	W	0.7
West Gate	2013/7/10 8:10	3.6	<0.01	Cloudy	SE	1.7
West Gate	2013/7/10 8:20	3.6	<0.01	Cloudy	SSW	1.4
West Gate	2013/7/10 8:30	3.6	<0.01	Cloudy	SSW	1.1
West Gate	2013/7/10 8:40	3.7	<0.01	Cloudy	SW	0.8
West Gate	2013/7/10 8:50	3.6	<0.01	Cloudy	SSW	1.6
West Gate	2013/7/10 9:00	3.7	<0.01	Cloudy	S	1.2
West Gate	2013/7/10 9:10	3.6	<0.01	Fine	S	1.7
West Gate	2013/7/10 9:20	3.6	<0.01	Fine	SSW	1.5
West Gate	2013/7/10 9:30	3.6	<0.01	Fine	SSW	1.5
West Gate	2013/7/10 9:40	3.5	<0.01	Fine	SSE	1.6
West Gate	2013/7/10 9:50	3.5	<0.01	Fine	SSW	1.8
West Gate	2013/7/10 10:00	3.5	<0.01	Fine	SE	1.5
West Gate	2013/7/10 10:10	3.5	<0.01	Fine	SE	1.9
West Gate	2013/7/10 10:20	3.5	<0.01	Fine	S	2.0
West Gate	2013/7/10 10:30	3.6	<0.01	Fine	S	2.5
West Gate	2013/7/10 10:40	3.5	<0.01	Fine	SSE	2.4
West Gate	2013/7/10 10:50	3.6	<0.01	Fine	SSE	3.2
West Gate	2013/7/10 11:00	3.6	<0.01	Fine	S	2.6
West Gate	2013/7/10 11:10	3.6	<0.01	Fine	SSE	2.5

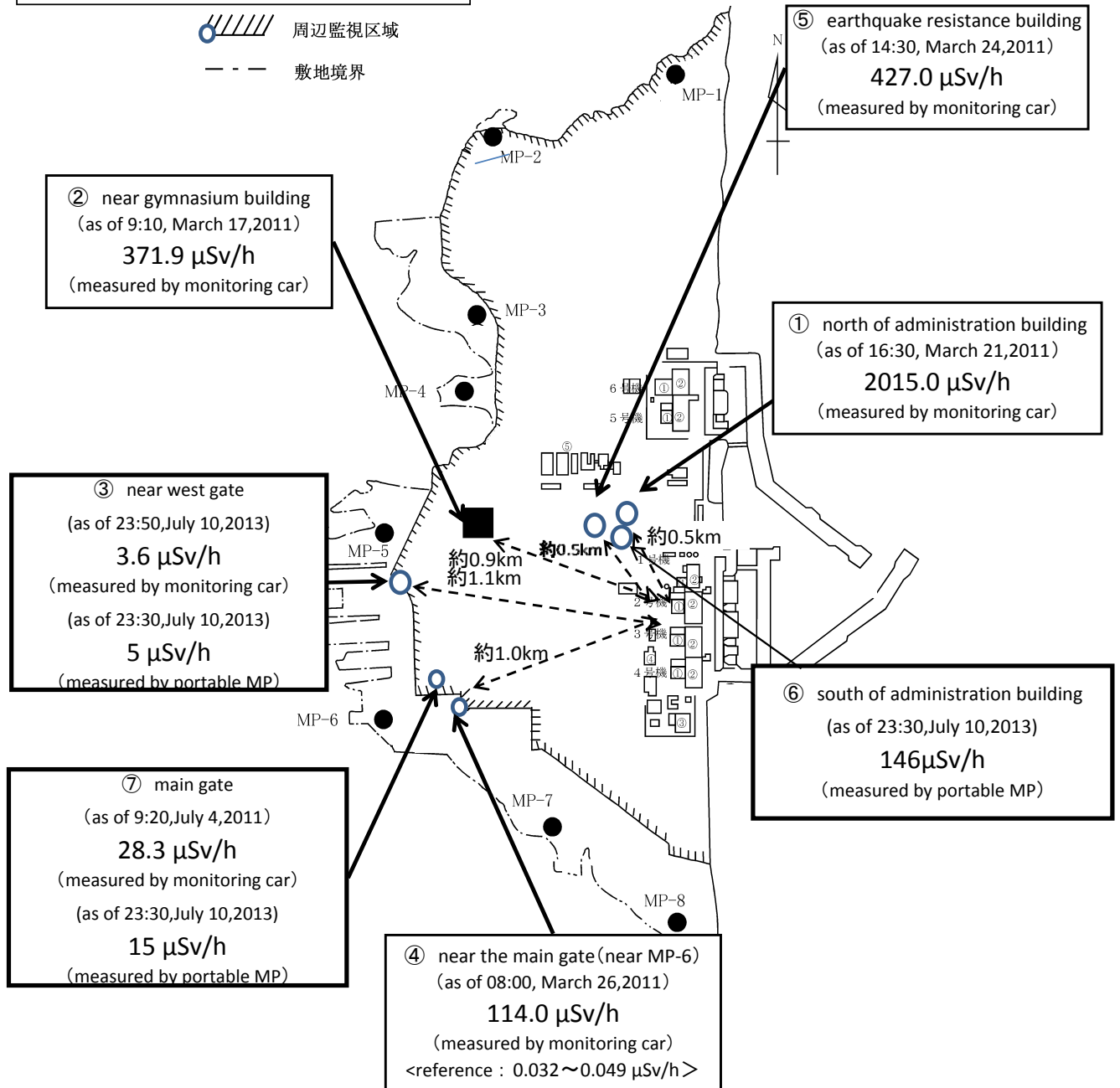
Measuring Point	Measurement Date	γ Ray	Neutron Ray	Weather	Wind Direction	Wind Velocity (m/s)
West Gate	2013/7/10 11:20	3.6	<0.01	Fine	SSE	3.5
West Gate	2013/7/10 11:30	3.5	<0.01	Fine	ESE	1.9
West Gate	2013/7/10 11:40	3.6	<0.01	Fine	-	CALM
West Gate	2013/7/10 11:50	3.6	<0.01	Fine	W	3.2
West Gate	2013/7/10 12:00	3.7	<0.01	Fine	W	3.9
West Gate	2013/7/10 12:10	3.7	<0.01	Fine	W	4.1
West Gate	2013/7/10 12:20	3.6	<0.01	Fine	W	3.8
West Gate	2013/7/10 12:30	3.7	<0.01	Fine	WNW	4.3
West Gate	2013/7/10 12:40	3.7	<0.01	Fine	W	3.7
West Gate	2013/7/10 12:50	3.6	<0.01	Cloudy	W	4.3
West Gate	2013/7/10 13:00	3.6	<0.01	Cloudy	W	4.0
West Gate	2013/7/10 13:10	3.7	<0.01	Cloudy	WNW	4.2
West Gate	2013/7/10 13:20	3.6	<0.01	Cloudy	WNW	4.3
West Gate	2013/7/10 13:30	3.7	<0.01	Cloudy	W	4.2
West Gate	2013/7/10 13:40	3.7	<0.01	Cloudy	W	4.4
West Gate	2013/7/10 13:50	3.7	<0.01	Cloudy	WSW	4.1
West Gate	2013/7/10 14:00	3.7	<0.01	Cloudy	W	2.4
West Gate	2013/7/10 14:10	3.7	<0.01	Cloudy	W	1.9
West Gate	2013/7/10 14:20	3.6	<0.01	Cloudy	WNW	1.1
West Gate	2013/7/10 14:30	3.7	<0.01	Cloudy	W	1.1
West Gate	2013/7/10 14:40	3.7	<0.01	Cloudy	SSE	2.1
West Gate	2013/7/10 14:50	3.7	<0.01	Cloudy	SSE	1.8
West Gate	2013/7/10 15:00	3.7	<0.01	Cloudy	SSE	2.2
West Gate	2013/7/10 15:10	3.7	<0.01	Cloudy	SSE	2.9
West Gate	2013/7/10 15:20	3.7	<0.01	Cloudy	S	3.1
West Gate	2013/7/10 15:30	3.7	<0.01	Cloudy	S	2.7
West Gate	2013/7/10 15:40	3.6	<0.01	Cloudy	SSW	2.7
West Gate	2013/7/10 15:50	3.7	<0.01	Cloudy	SSW	1.8
West Gate	2013/7/10 16:00	3.7	<0.01	Cloudy	S	1.7
West Gate	2013/7/10 16:10	3.7	<0.01	Cloudy	SSE	1.4
West Gate	2013/7/10 16:20	3.6	<0.01	Cloudy	SSE	1.7
West Gate	2013/7/10 16:30	3.6	<0.01	Cloudy	S	1.3
West Gate	2013/7/10 16:40	3.6	<0.01	Cloudy	SSW	1.2
West Gate	2013/7/10 16:50	3.7	<0.01	Cloudy	SW	1.5
West Gate	2013/7/10 17:00	3.7	<0.01	Cloudy	SW	1.1
West Gate	2013/7/10 17:10	3.7	<0.01	Cloudy	SSE	1.2
West Gate	2013/7/10 17:20	3.7	<0.01	Cloudy	SE	1.1
West Gate	2013/7/10 17:30	3.7	<0.01	Cloudy	SSE	1.6
West Gate	2013/7/10 17:40	3.6	<0.01	Cloudy	SE	1.3
West Gate	2013/7/10 17:50	3.6	<0.01	Cloudy	S	1.1
West Gate	2013/7/10 18:00	3.6	<0.01	Cloudy	WSW	1.2
West Gate	2013/7/10 18:10	3.7	<0.01	Fine	SW	1.1
West Gate	2013/7/10 18:20	3.7	<0.01	Fine	SSW	1.4
West Gate	2013/7/10 18:30	3.7	<0.01	Fine	SW	1.3
West Gate	2013/7/10 18:40	3.7	<0.01	Fine	W	0.6
West Gate	2013/7/10 18:50	3.7	<0.01	Fine	WSW	0.7
West Gate	2013/7/10 19:00	3.7	<0.01	Fine	WNW	1.4
West Gate	2013/7/10 19:10	3.7	<0.01	Fine	W	1.9
West Gate	2013/7/10 19:20	3.7	<0.01	Fine	SSW	0.8
West Gate	2013/7/10 19:30	3.6	<0.01	Fine	E	0.9
West Gate	2013/7/10 19:40	3.7	<0.01	Fine	SE	1.8
West Gate	2013/7/10 19:50	3.7	<0.01	Fine	SSE	0.9
West Gate	2013/7/10 20:00	3.6	<0.01	Fine	SW	0.7
West Gate	2013/7/10 20:10	3.7	<0.01	Fine	W	1.6
West Gate	2013/7/10 20:20	3.7	<0.01	Fine	W	2.1
West Gate	2013/7/10 20:30	3.7	<0.01	Fine	WSW	1.5
West Gate	2013/7/10 20:40	3.6	<0.01	Fine	SW	0.5
West Gate	2013/7/10 20:50	3.7	<0.01	Fine	W	1.9
West Gate	2013/7/10 21:00	3.7	<0.01	Fine	WSW	1.4
West Gate	2013/7/10 21:10	3.7	<0.01	Fine	ESE	0.7
West Gate	2013/7/10 21:20	3.7	<0.01	Fine	SSE	0.8
West Gate	2013/7/10 21:30	3.6	<0.01	Fine	W	1.8
West Gate	2013/7/10 21:40	3.7	<0.01	Fine	SW	2.2
West Gate	2013/7/10 21:50	3.7	<0.01	Fine	SSW	1.8
West Gate	2013/7/10 22:00	3.5	<0.01	Rain	SW	2.3
West Gate	2013/7/10 22:10	3.6	<0.01	Rain	SSE	1.7
West Gate	2013/7/10 22:20	3.6	<0.01	Cloudy	SE	2.1
West Gate	2013/7/10 22:30	3.6	<0.01	Cloudy	SE	2.2
West Gate	2013/7/10 22:40	3.6	<0.01	Cloudy	S	2.1
West Gate	2013/7/10 22:50	3.5	<0.01	Cloudy	SSW	1.5
West Gate	2013/7/10 23:00	3.6	<0.01	Cloudy	SSW	1.8
West Gate	2013/7/10 23:10	3.5	<0.01	Cloudy	SW	1.4
West Gate	2013/7/10 23:20	3.6	<0.01	Cloudy	WSW	1.4
West Gate	2013/7/10 23:30	3.6	<0.01	Cloudy	WSW	1.7
West Gate	2013/7/10 23:40	3.6	<0.01	Cloudy	SW	1.0
West Gate	2013/7/10 23:50	3.6	<0.01	Rain	W	1.0

Fukushima Daiichi Nuclear Power Plant

2013/7/10
as of 23:50

周辺監視区域 : supervised outside area
敷地境界 : site boundary

 周辺監視区域
 敷地境界



※Reference data indicate the normal fluctuation range of airborne radiation rate.