

Fixed point Monitoring Status by Temporary Monitoring Post at Fukushima Daiichi Nuclear Power Station

Date	Radiation Dose Rate (μ Sv/h) At the Main Buiding	Radiation Dose Rate (μ Sv/h) At the Main Gate	Radiation Dose Rate (μ Sv/h) At the West Gate
2013/2/4 0:00	202	19	6
2013/2/4 0:30	203	20	6
2013/2/4 1:00	203	20	6
2013/2/4 1:30	202	20	6
2013/2/4 2:00	202	20	6
2013/2/4 2:30	203	20	6
2013/2/4 3:00	202	20	6
2013/2/4 3:30	203	20	6
2013/2/4 4:00	203	20	6
2013/2/4 4:30	203	20	6
2013/2/4 5:00	202	20	6
2013/2/4 5:30	202	20	6
2013/2/4 6:00	202	20	6
2013/2/4 6:30	202	20	6
2013/2/4 7:00	202	20	6
2013/2/4 7:30	201	19	6
2013/2/4 8:00	199	19	6
2013/2/4 8:30	198	19	6
2013/2/4 9:00	196	19	6
2013/2/4 9:30	196	19	6
2013/2/4 10:00	197	19	6
2013/2/4 10:30	197	19	6
2013/2/4 11:00	197	19	6
2013/2/4 11:30	198	19	6
2013/2/4 12:00	197	19	6
2013/2/4 12:30	197	19	6
2013/2/4 13:00	196	19	6
2013/2/4 13:30	196	19	6
2013/2/4 14:00	195	19	6
2013/2/4 14:30	197	19	6
2013/2/4 15:00	197	19	6
2013/2/4 15:30	196	19	6
2013/2/4 16:00	197	19	6
2013/2/4 16:30	195	19	6
2013/2/4 17:00	195	19	6
2013/2/4 17:30	195	19	6
2013/2/4 18:00	196	19	6
2013/2/4 18:30	195	19	6
2013/2/4 19:00	196	19	6
2013/2/4 19:30	195	19	6
2013/2/4 20:00	195	19	6
2013/2/4 20:30	195	19	6
2013/2/4 21:00	197	19	6
2013/2/4 21:30	195	19	6
2013/2/4 22:00	196	19	6
2013/2/4 22:30	196	19	6
2013/2/4 23:00	197	19	6
2013/2/4 23:30	197	19	6

Monitoring data by a monitoring car* at Fukushima Daiichi Nuclear Power Station (μ Sv/h)

* The data from monitoring car may deficit as the vehicle may change monitoring point.

*About the direction of the wind and the wind velocity,we are measuring with the weather observation meter of the 10m higher .

*"-": the wind velocity is below 0.5m/s



Measuring Point	Measurement Date	γ Ray	Neutron Ray	Weather	Wind Direction	Wind Velocity (m/s)
West Gate	2013/2/4 0:00	6.4	<0.01	Cloudy	ENE	0.8
West Gate	2013/2/4 0:10	6.4	<0.01	Cloudy	E	1.1
West Gate	2013/2/4 0:20	6.4	<0.01	Cloudy	ENE	1.3
West Gate	2013/2/4 0:30	6.4	<0.01	Cloudy	ENE	1.2
West Gate	2013/2/4 0:40	6.3	<0.01	Cloudy	-	CALM
West Gate	2013/2/4 0:50	6.4	<0.01	Cloudy	-	CALM
West Gate	2013/2/4 1:00	6.4	<0.01	Cloudy	NW	0.5
West Gate	2013/2/4 1:10	6.4	<0.01	Cloudy	-	CALM
West Gate	2013/2/4 1:20	6.4	<0.01	Cloudy	SE	0.7
West Gate	2013/2/4 1:30	6.4	<0.01	Cloudy	E	0.8
West Gate	2013/2/4 1:40	6.4	<0.01	Cloudy	E	1.2
West Gate	2013/2/4 1:50	6.4	<0.01	Cloudy	NE	0.8
West Gate	2013/2/4 2:00	6.4	<0.01	Cloudy	NNW	1.7
West Gate	2013/2/4 2:10	6.4	<0.01	Cloudy	NW	2.1
West Gate	2013/2/4 2:20	6.4	<0.01	Cloudy	NW	1.9
West Gate	2013/2/4 2:30	6.4	<0.01	Cloudy	NW	2.2
West Gate	2013/2/4 2:40	6.4	<0.01	Cloudy	NW	1.7
West Gate	2013/2/4 2:50	6.4	<0.01	Cloudy	NW	1.9
West Gate	2013/2/4 3:00	6.4	<0.01	Cloudy	NW	1.9
West Gate	2013/2/4 3:10	6.4	<0.01	Cloudy	NW	1.6
West Gate	2013/2/4 3:20	6.4	<0.01	Cloudy	NW	1.5
West Gate	2013/2/4 3:30	6.4	<0.01	Cloudy	NNW	1.0
West Gate	2013/2/4 3:40	6.4	<0.01	Cloudy	NNW	1.0
West Gate	2013/2/4 3:50	6.4	<0.01	Cloudy	NNW	0.9
West Gate	2013/2/4 4:00	6.4	<0.01	Cloudy	NW	1.1
West Gate	2013/2/4 4:10	6.4	<0.01	Cloudy	NW	1.4
West Gate	2013/2/4 4:20	6.4	<0.01	Cloudy	NW	1.9
West Gate	2013/2/4 4:30	6.4	<0.01	Cloudy	NW	1.9
West Gate	2013/2/4 4:40	6.4	<0.01	Rain	NW	2.2
West Gate	2013/2/4 4:50	6.4	<0.01	Rain	NW	2.4
West Gate	2013/2/4 5:00	6.4	<0.01	Cloudy	NW	2.3
West Gate	2013/2/4 5:10	6.4	<0.01	Cloudy	NW	2.3
West Gate	2013/2/4 5:20	6.4	<0.01	Cloudy	NW	2.4
West Gate	2013/2/4 5:30	6.4	<0.01	Cloudy	NW	2.5
West Gate	2013/2/4 5:40	6.4	<0.01	Cloudy	NNW	2.6
West Gate	2013/2/4 5:50	6.4	<0.01	Rain	NNW	2.7
West Gate	2013/2/4 6:00	6.4	<0.01	Rain	NW	2.9
West Gate	2013/2/4 6:10	6.4	<0.01	Rain	NW	2.8
West Gate	2013/2/4 6:20	6.3	<0.01	Rain	NW	3.0
West Gate	2013/2/4 6:30	6.4	<0.01	Snow	NW	2.7
West Gate	2013/2/4 6:40	6.3	<0.01	Snow	NW	2.5
West Gate	2013/2/4 6:50	6.4	<0.01	Snow	NW	2.5
West Gate	2013/2/4 7:00	6.3	<0.01	Snow	NW	2.8
West Gate	2013/2/4 7:10	6.3	<0.01	Snow	NW	2.6
West Gate	2013/2/4 7:20	6.3	<0.01	Snow	WNW	2.3
West Gate	2013/2/4 7:30	6.3	<0.01	Snow	WNW	2.1
West Gate	2013/2/4 7:40	6.3	<0.01	Snow	NW	2.1
West Gate	2013/2/4 7:50	6.4	<0.01	Snow	NW	1.9
West Gate	2013/2/4 8:00	6.4	<0.01	Snow	WNW	2.2
West Gate	2013/2/4 8:10	6.4	<0.01	Snow	NW	2.1
West Gate	2013/2/4 8:20	6.4	<0.01	Snow	NW	1.8
West Gate	2013/2/4 8:30	6.4	<0.01	Snow	NW	1.7
West Gate	2013/2/4 8:40	6.4	<0.01	Snow	NW	1.6
West Gate	2013/2/4 8:50	6.4	<0.01	Snow	NNW	1.4
West Gate	2013/2/4 9:00	6.4	<0.01	Snow	NW	1.2
West Gate	2013/2/4 9:10	6.4	<0.01	Snow	NW	1.4
West Gate	2013/2/4 9:20	6.4	<0.01	Snow	NNW	1.3
West Gate	2013/2/4 9:30	6.4	<0.01	Snow	NNW	1.3
West Gate	2013/2/4 9:40	6.4	<0.01	Snow	NNW	1.5
West Gate	2013/2/4 9:50	6.4	<0.01	Rain	N	1.3
West Gate	2013/2/4 10:00	6.3	<0.01	Cloudy	NNW	1.4
West Gate	2013/2/4 10:10	6.3	<0.01	Cloudy	NW	1.8
West Gate	2013/2/4 10:20	6.3	<0.01	Cloudy	NW	1.3
West Gate	2013/2/4 10:30	6.3	<0.01	Cloudy	NW	0.9
West Gate	2013/2/4 10:40	6.3	<0.01	Cloudy	NNW	0.5
West Gate	2013/2/4 10:50	6.3	<0.01	Cloudy	N	0.7
West Gate	2013/2/4 11:00	6.3	<0.01	Cloudy	-	CALM
West Gate	2013/2/4 11:10	6.2	<0.01	Cloudy	SSE	0.6
West Gate	2013/2/4 11:20	6.2	<0.01	Cloudy	SSE	0.5
West Gate	2013/2/4 11:30	6.3	<0.01	Cloudy	SE	0.7
West Gate	2013/2/4 11:40	6.2	<0.01	Cloudy	SSE	1.1

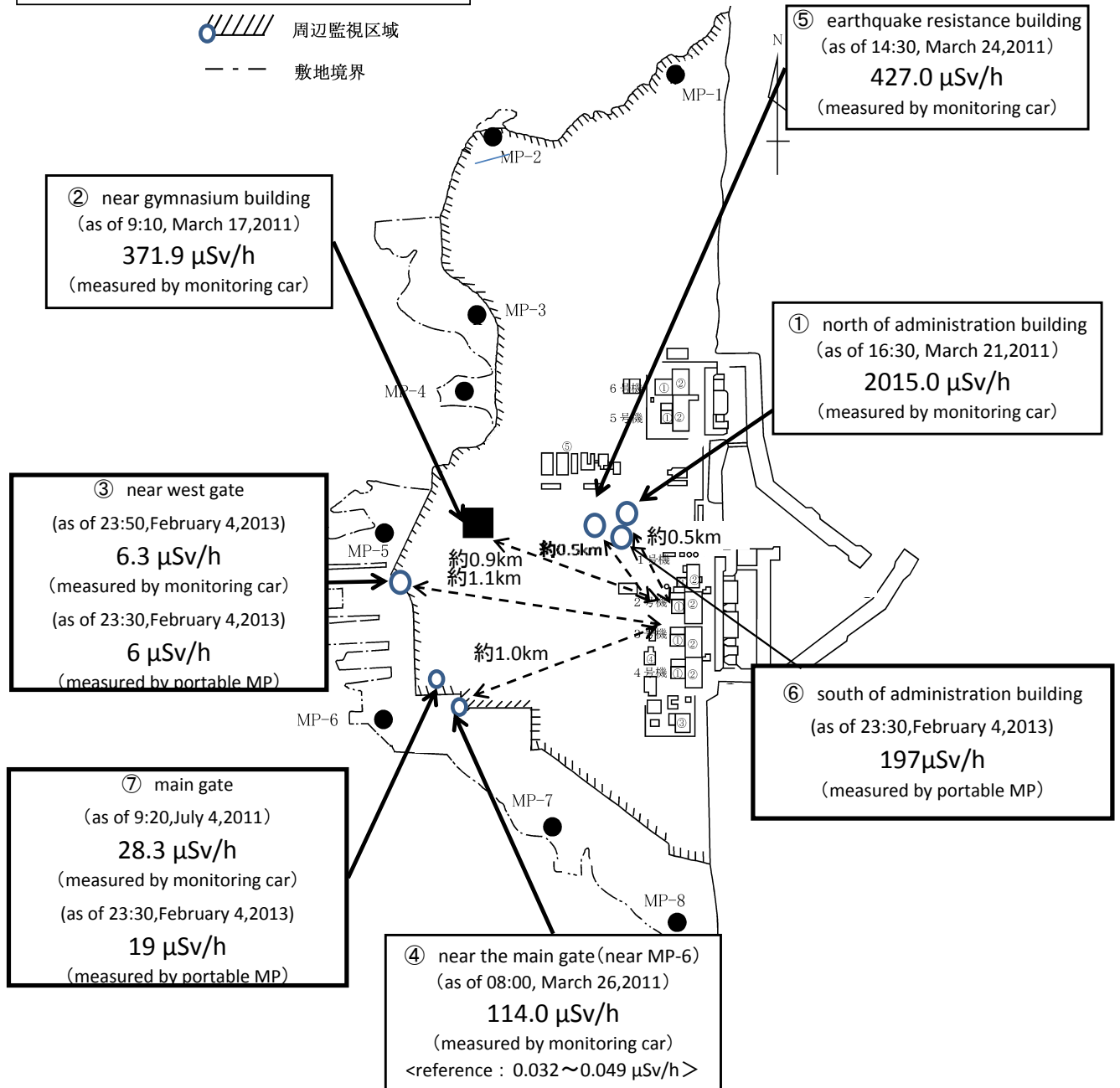
Measuring Point	Measurement Date	γ Ray	Neutron Ray	Weather	Wind Direction	Wind Velocity (m/s)
West Gate	2013/2/4 11:50	6.2	<0.01	Cloudy	ESE	1.2
West Gate	2013/2/4 12:00	6.3	<0.01	Cloudy	SSE	0.9
West Gate	2013/2/4 12:10	6.4	<0.01	Cloudy	S	0.9
West Gate	2013/2/4 12:20	6.3	<0.01	Cloudy	SW	0.6
West Gate	2013/2/4 12:30	6.3	<0.01	Cloudy	SSW	1.0
West Gate	2013/2/4 12:40	6.3	<0.01	Cloudy	S	1.5
West Gate	2013/2/4 12:50	6.4	<0.01	Cloudy	S	1.7
West Gate	2013/2/4 13:00	6.4	<0.01	Cloudy	S	1.3
West Gate	2013/2/4 13:10	6.4	<0.01	Cloudy	SSW	1.3
West Gate	2013/2/4 13:20	6.4	<0.01	Cloudy	SSW	1.5
West Gate	2013/2/4 13:30	6.4	<0.01	Cloudy	SSW	1.5
West Gate	2013/2/4 13:40	6.4	<0.01	Cloudy	SW	1.2
West Gate	2013/2/4 13:50	6.3	<0.01	Cloudy	SW	1.4
West Gate	2013/2/4 14:00	6.3	<0.01	Cloudy	WSW	0.9
West Gate	2013/2/4 14:10	6.3	<0.01	Cloudy	WSW	1.2
West Gate	2013/2/4 14:20	6.3	<0.01	Cloudy	W	1.5
West Gate	2013/2/4 14:30	6.3	<0.01	Cloudy	WNW	1.4
West Gate	2013/2/4 14:40	6.3	<0.01	Rain	WNW	1.3
West Gate	2013/2/4 14:50	6.3	<0.01	Cloudy	W	0.6
West Gate	2013/2/4 15:00	6.3	<0.01	Cloudy	W	0.9
West Gate	2013/2/4 15:10	6.2	<0.01	Cloudy	W	1.1
West Gate	2013/2/4 15:20	6.3	<0.01	Rain	WSW	1.1
West Gate	2013/2/4 15:30	6.3	<0.01	Rain	WSW	0.7
West Gate	2013/2/4 15:40	6.2	<0.01	Rain	W	1.3
West Gate	2013/2/4 15:50	6.3	<0.01	Rain	WNW	1.6
West Gate	2013/2/4 16:00	6.2	<0.01	Rain	WNW	1.7
West Gate	2013/2/4 16:10	6.3	<0.01	Rain	NW	1.7
West Gate	2013/2/4 16:20	6.3	<0.01	Rain	NW	1.2
West Gate	2013/2/4 16:30	6.3	<0.01	Rain	NW	0.8
West Gate	2013/2/4 16:40	6.3	<0.01	Cloudy	WSW	0.8
West Gate	2013/2/4 16:50	6.2	<0.01	Cloudy	-	CALM
West Gate	2013/2/4 17:00	6.3	<0.01	Cloudy	SE	0.6
West Gate	2013/2/4 17:10	6.3	<0.01	Cloudy	-	CALM
West Gate	2013/2/4 17:20	6.3	<0.01	Cloudy	NW	0.7
West Gate	2013/2/4 17:30	6.3	<0.01	Cloudy	NW	2.2
West Gate	2013/2/4 17:40	6.3	<0.01	Cloudy	NW	1.8
West Gate	2013/2/4 17:50	6.3	<0.01	Cloudy	NW	1.4
West Gate	2013/2/4 18:00	6.3	<0.01	Cloudy	NNW	1.1
West Gate	2013/2/4 18:10	6.3	<0.01	Fine	NNW	1.4
West Gate	2013/2/4 18:20	6.3	<0.01	Fine	NNW	1.2
West Gate	2013/2/4 18:30	6.3	<0.01	Fine	-	CALM
West Gate	2013/2/4 18:40	6.3	<0.01	Fine	NNW	0.5
West Gate	2013/2/4 18:50	6.3	<0.01	Fine	NNW	1.1
West Gate	2013/2/4 19:00	6.3	<0.01	Fine	N	0.7
West Gate	2013/2/4 19:10	6.3	<0.01	Fine	SSE	0.5
West Gate	2013/2/4 19:20	6.3	<0.01	Fine	WSW	0.7
West Gate	2013/2/4 19:30	6.3	<0.01	Fine	SE	1.6
West Gate	2013/2/4 19:40	6.3	<0.01	Fine	SSW	0.7
West Gate	2013/2/4 19:50	6.3	<0.01	Fine	NNW	1.0
West Gate	2013/2/4 20:00	6.3	<0.01	Fine	-	CALM
West Gate	2013/2/4 20:10	6.3	<0.01	Fine	-	CALM
West Gate	2013/2/4 20:20	6.3	<0.01	Fine	-	CALM
West Gate	2013/2/4 20:30	6.3	<0.01	Fine	W	0.8
West Gate	2013/2/4 20:40	6.3	<0.01	Fine	W	3.7
West Gate	2013/2/4 20:50	6.3	<0.01	Fine	W	5.9
West Gate	2013/2/4 21:00	6.3	<0.01	Fine	W	6.7
West Gate	2013/2/4 21:10	6.3	<0.01	Fine	W	5.6
West Gate	2013/2/4 21:20	6.3	<0.01	Fine	W	5.1
West Gate	2013/2/4 21:30	6.3	<0.01	Fine	WNW	5.9
West Gate	2013/2/4 21:40	6.3	<0.01	Fine	WNW	4.8
West Gate	2013/2/4 21:50	6.3	<0.01	Fine	NNW	2.4
West Gate	2013/2/4 22:00	6.3	<0.01	Fine	NNW	1.6
West Gate	2013/2/4 22:10	6.3	<0.01	Fine	NNE	2.4
West Gate	2013/2/4 22:20	6.3	<0.01	Fine	NNE	1.6
West Gate	2013/2/4 22:30	6.3	<0.01	Fine	N	0.8
West Gate	2013/2/4 22:40	6.3	<0.01	Fine	NW	1.5
West Gate	2013/2/4 22:50	6.3	<0.01	Fine	NW	3.6
West Gate	2013/2/4 23:00	6.3	<0.01	Fine	NW	3.0
West Gate	2013/2/4 23:10	6.3	<0.01	Fine	NW	3.3
West Gate	2013/2/4 23:20	6.3	<0.01	Fine	NW	3.8
West Gate	2013/2/4 23:30	6.3	<0.01	Fine	NW	5.6
West Gate	2013/2/4 23:40	6.3	<0.01	Fine	NW	5.7
West Gate	2013/2/4 23:50	6.3	<0.01	Fine	NW	6.0

Fukushima Daiichi Nuclear Power Plant

2013/2/4
as of 23:50

周辺監視区域 : supervised outside area
敷地境界 : site boundary

 周辺監視区域
 敷地境界



※Reference data indicate the normal fluctuation range of airborne radiation rate.