

Fixed point Monitoring Status by Temporary Monitoring Post at Fukushima Daiichi Nuclear Power Station

Date	Radiation Dose Rate (μ Sv/h) At the Main Buiding	Radiation Dose Rate (μ Sv/h) At the Main Gate	Radiation Dose Rate (μ Sv/h) At the West Gate
2013/1/31 0:00	204	20	6
2013/1/31 0:30	205	20	6
2013/1/31 1:00	205	20	6
2013/1/31 1:30	205	20	6
2013/1/31 2:00	205	20	6
2013/1/31 2:30	205	20	6
2013/1/31 3:00	205	20	6
2013/1/31 3:30	205	20	6
2013/1/31 4:00	206	20	6
2013/1/31 4:30	205	20	6
2013/1/31 5:00	205	20	6
2013/1/31 5:30	205	20	6
2013/1/31 6:00	207	20	7
2013/1/31 6:30	205	20	6
2013/1/31 7:00	205	20	7
2013/1/31 7:30	207	20	7
2013/1/31 8:00	206	20	7
2013/1/31 8:30	205	20	7
2013/1/31 9:00	205	20	7
2013/1/31 9:30	207	20	7
2013/1/31 10:00	203	20	7
2013/1/31 10:30	202	20	7
2013/1/31 11:00	204	20	6
2013/1/31 11:30	201	20	7
2013/1/31 12:00	202	20	6
2013/1/31 12:30	202	20	7
2013/1/31 13:00	201	20	6
2013/1/31 13:30	200	20	6
2013/1/31 14:00	199	20	6
2013/1/31 14:30	200	20	6
2013/1/31 15:00	199	20	6
2013/1/31 15:30	199	20	6
2013/1/31 16:00	198	20	6
2013/1/31 16:30	198	20	6
2013/1/31 17:00	197	20	6
2013/1/31 17:30	197	20	6
2013/1/31 18:00	198	20	6
2013/1/31 18:30	198	20	6
2013/1/31 19:00	199	20	6
2013/1/31 19:30	200	20	6
2013/1/31 20:00	200	20	6
2013/1/31 20:30	201	20	6
2013/1/31 21:00	202	20	6
2013/1/31 21:30	203	20	6
2013/1/31 22:00	203	20	6
2013/1/31 22:30	204	20	6
2013/1/31 23:00	204	20	6
2013/1/31 23:30	205	20	7

Monitoring data by a monitoring car* at Fukushima Daiichi Nuclear Power Station (μ Sv/h)

* The data from monitoring car may deficit as the vehicle may change monitoring point.

*About the direction of the wind and the wind velocity,we are measuring with the weather observation meter of the 10m higher .

*"-": the wind velocity is below 0.5m/s



Measuring Point	Measurement Date	γ Ray	Neutron Ray	Weather	Wind Direction	Wind Velocity (m/s)
West Gate	2013/1/31 0:00	6.3	<0.01	Fine	NW	1.9
West Gate	2013/1/31 0:10	6.3	<0.01	Fine	WNW	1.6
West Gate	2013/1/31 0:20	6.3	<0.01	Fine	WNW	1.6
West Gate	2013/1/31 0:30	6.3	<0.01	Fine	WNW	1.4
West Gate	2013/1/31 0:40	6.3	<0.01	Fine	W	1.8
West Gate	2013/1/31 0:50	6.3	<0.01	Fine	WNW	1.9
West Gate	2013/1/31 1:00	6.3	<0.01	Fine	W	2.2
West Gate	2013/1/31 1:10	6.3	<0.01	Fine	WNW	2.1
West Gate	2013/1/31 1:20	6.3	<0.01	Fine	WNW	1.6
West Gate	2013/1/31 1:30	6.3	<0.01	Fine	WNW	1.7
West Gate	2013/1/31 1:40	6.3	<0.01	Fine	NW	1.6
West Gate	2013/1/31 1:50	6.3	<0.01	Fine	NW	1.9
West Gate	2013/1/31 2:00	6.3	<0.01	Fine	NW	2.0
West Gate	2013/1/31 2:10	6.3	<0.01	Fine	NW	2.2
West Gate	2013/1/31 2:20	6.3	<0.01	Fine	NW	2.1
West Gate	2013/1/31 2:30	6.3	<0.01	Fine	NW	2.1
West Gate	2013/1/31 2:40	6.3	<0.01	Fine	WNW	2.1
West Gate	2013/1/31 2:50	6.3	<0.01	Fine	WNW	2.3
West Gate	2013/1/31 3:00	6.3	<0.01	Fine	NW	2.2
West Gate	2013/1/31 3:10	6.3	<0.01	Fine	WNW	2.2
West Gate	2013/1/31 3:20	6.3	<0.01	Fine	WNW	2.2
West Gate	2013/1/31 3:30	6.3	<0.01	Fine	NW	2.0
West Gate	2013/1/31 3:40	6.3	<0.01	Fine	NW	2.2
West Gate	2013/1/31 3:50	6.3	<0.01	Fine	NW	2.7
West Gate	2013/1/31 4:00	6.3	<0.01	Fine	NW	2.2
West Gate	2013/1/31 4:10	6.3	<0.01	Fine	NW	2.4
West Gate	2013/1/31 4:20	6.3	<0.01	Fine	WNW	2.4
West Gate	2013/1/31 4:30	6.3	<0.01	Fine	WNW	2.2
West Gate	2013/1/31 4:40	6.3	<0.01	Fine	NW	2.3
West Gate	2013/1/31 4:50	6.3	<0.01	Fine	WNW	2.5
West Gate	2013/1/31 5:00	6.3	<0.01	Fine	WNW	2.4
West Gate	2013/1/31 5:10	6.3	<0.01	Fine	WNW	2.4
West Gate	2013/1/31 5:20	6.3	<0.01	Fine	WNW	2.9
West Gate	2013/1/31 5:30	6.3	<0.01	Fine	WNW	3.1
West Gate	2013/1/31 5:40	6.3	<0.01	Fine	WNW	2.9
West Gate	2013/1/31 5:50	6.3	<0.01	Fine	WNW	2.5
West Gate	2013/1/31 6:00	6.3	<0.01	Fine	WNW	2.7
West Gate	2013/1/31 6:10	6.3	<0.01	Fine	NW	2.6
West Gate	2013/1/31 6:20	6.3	<0.01	Fine	WNW	2.6
West Gate	2013/1/31 6:30	6.3	<0.01	Fine	WNW	2.4
West Gate	2013/1/31 6:40	6.3	<0.01	Fine	NW	2.0
West Gate	2013/1/31 6:50	6.3	<0.01	Fine	WNW	1.9
West Gate	2013/1/31 7:00	6.3	<0.01	Fine	WNW	2.2
West Gate	2013/1/31 7:10	6.3	<0.01	Fine	NW	2.1
West Gate	2013/1/31 7:20	6.3	<0.01	Fine	NW	2.1
West Gate	2013/1/31 7:30	6.3	<0.01	Fine	NW	2.1
West Gate	2013/1/31 7:40	6.3	<0.01	Fine	NW	2.1
West Gate	2013/1/31 7:50	6.4	<0.01	Fine	NW	2.7
West Gate	2013/1/31 8:00	6.4	<0.01	Fine	NW	2.6
West Gate	2013/1/31 8:10	6.4	<0.01	Fine	NW	2.9
West Gate	2013/1/31 8:20	6.4	<0.01	Fine	NW	2.8
West Gate	2013/1/31 8:30	6.4	<0.01	Fine	WNW	3.1
West Gate	2013/1/31 8:40	6.4	<0.01	Fine	WNW	2.6
West Gate	2013/1/31 8:50	6.4	<0.01	Fine	NW	2.4
West Gate	2013/1/31 9:00	6.5	<0.01	Fine	NW	2.4
West Gate	2013/1/31 9:10	6.4	<0.01	Fine	NW	3.0
West Gate	2013/1/31 9:20	6.4	<0.01	Fine	NW	2.9
West Gate	2013/1/31 9:30	6.4	<0.01	Fine	NNW	2.0
West Gate	2013/1/31 9:40	6.2	<0.01	Fine	N	3.2
West Gate	2013/1/31 9:50	6.4	<0.01	Fine	N	3.6
West Gate	2013/1/31 10:00	6.4	<0.01	Fine	NNW	3.3
West Gate	2013/1/31 10:10	6.4	<0.01	Fine	N	3.9
West Gate	2013/1/31 10:20	6.3	<0.01	Fine	N	3.3
West Gate	2013/1/31 10:30	6.3	<0.01	Fine	NNE	2.9
West Gate	2013/1/31 10:40	6.4	<0.01	Fine	N	2.4
West Gate	2013/1/31 10:50	6.4	<0.01	Fine	NE	3.3
West Gate	2013/1/31 11:00	6.4	<0.01	Fine	NE	3.7
West Gate	2013/1/31 11:10	6.3	<0.01	Fine	NE	3.3
West Gate	2013/1/31 11:20	6.3	<0.01	Fine	NE	4.1
West Gate	2013/1/31 11:30	6.3	<0.01	Fine	NE	4.1
West Gate	2013/1/31 11:40	6.3	<0.01	Fine	NE	4.2

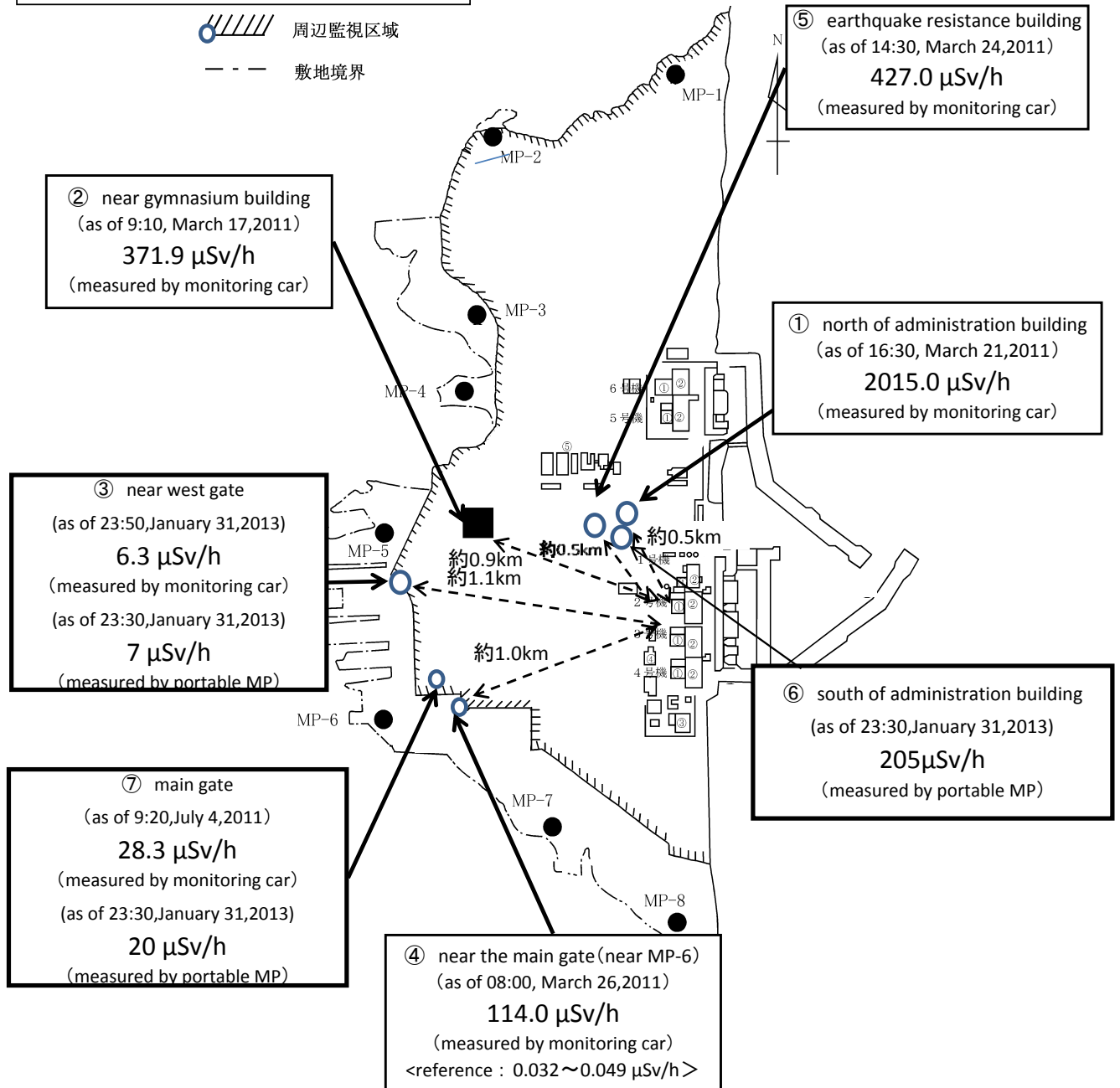
Measuring Point	Measurement Date	γ Ray	Neutron Ray	Weather	Wind Direction	Wind Velocity (m/s)
West Gate	2013/1/31 11:50	6.3	<0.01	Fine	NE	4.0
West Gate	2013/1/31 12:00	6.3	<0.01	Fine	NE	4.2
West Gate	2013/1/31 12:10	6.3	<0.01	Fine	NE	4.3
West Gate	2013/1/31 12:20	6.4	<0.01	Fine	NE	4.2
West Gate	2013/1/31 12:30	6.4	<0.01	Fine	NE	4.5
West Gate	2013/1/31 12:40	6.4	<0.01	Fine	NE	3.9
West Gate	2013/1/31 12:50	6.4	<0.01	Fine	NNE	4.3
West Gate	2013/1/31 13:00	6.3	<0.01	Fine	NE	3.6
West Gate	2013/1/31 13:10	6.4	<0.01	Fine	NNE	3.4
West Gate	2013/1/31 13:20	6.4	<0.01	Fine	NE	3.3
West Gate	2013/1/31 13:30	6.5	<0.01	Fine	NNE	3.3
West Gate	2013/1/31 13:40	6.4	<0.01	Fine	NE	4.2
West Gate	2013/1/31 13:50	6.4	<0.01	Fine	NE	3.6
West Gate	2013/1/31 14:00	6.4	<0.01	Fine	NE	3.3
West Gate	2013/1/31 14:10	6.4	<0.01	Fine	NE	3.2
West Gate	2013/1/31 14:20	6.3	<0.01	Fine	NE	3.3
West Gate	2013/1/31 14:30	6.4	<0.01	Fine	NNE	3.1
West Gate	2013/1/31 14:40	6.3	<0.01	Fine	NE	3.1
West Gate	2013/1/31 14:50	6.3	<0.01	Fine	NE	3.1
West Gate	2013/1/31 15:00	6.3	<0.01	Fine	NE	2.8
West Gate	2013/1/31 15:10	6.3	<0.01	Fine	NE	2.8
West Gate	2013/1/31 15:20	6.3	<0.01	Fine	NE	2.5
West Gate	2013/1/31 15:30	6.3	<0.01	Fine	NE	2.3
West Gate	2013/1/31 15:40	6.3	<0.01	Fine	NE	2.3
West Gate	2013/1/31 15:50	6.3	<0.01	Fine	NE	1.3
West Gate	2013/1/31 16:00	6.3	<0.01	Fine	NE	2.0
West Gate	2013/1/31 16:10	6.3	<0.01	Fine	NNE	1.4
West Gate	2013/1/31 16:20	6.4	<0.01	Fine	NE	1.5
West Gate	2013/1/31 16:30	6.3	<0.01	Fine	NNE	0.7
West Gate	2013/1/31 16:40	6.3	<0.01	Fine	NE	1.0
West Gate	2013/1/31 16:50	6.3	<0.01	Fine	NE	0.9
West Gate	2013/1/31 17:00	6.3	<0.01	Fine	NNE	0.7
West Gate	2013/1/31 17:10	6.3	<0.01	Fine	N	0.9
West Gate	2013/1/31 17:20	6.3	<0.01	Fine	N	0.5
West Gate	2013/1/31 17:30	6.3	<0.01	Fine	NNW	0.8
West Gate	2013/1/31 17:40	6.3	<0.01	Fine	NNW	0.9
West Gate	2013/1/31 17:50	6.3	<0.01	Fine	WNW	1.5
West Gate	2013/1/31 18:00	6.3	<0.01	Fine	WNW	1.9
West Gate	2013/1/31 18:10	6.3	<0.01	Fine	WNW	1.7
West Gate	2013/1/31 18:20	6.3	<0.01	Fine	W	1.9
West Gate	2013/1/31 18:30	6.3	<0.01	Fine	W	1.9
West Gate	2013/1/31 18:40	6.3	<0.01	Fine	W	1.9
West Gate	2013/1/31 18:50	6.3	<0.01	Fine	WNW	2.0
West Gate	2013/1/31 19:00	6.3	<0.01	Fine	WNW	2.0
West Gate	2013/1/31 19:10	6.3	<0.01	Fine	W	2.2
West Gate	2013/1/31 19:20	6.3	<0.01	Fine	WNW	1.7
West Gate	2013/1/31 19:30	6.3	<0.01	Fine	W	2.0
West Gate	2013/1/31 19:40	6.3	<0.01	Fine	W	2.0
West Gate	2013/1/31 19:50	6.3	<0.01	Fine	WNW	2.0
West Gate	2013/1/31 20:00	6.3	<0.01	Fine	W	1.9
West Gate	2013/1/31 20:10	6.3	<0.01	Fine	WNW	2.1
West Gate	2013/1/31 20:20	6.3	<0.01	Fine	WNW	2.3
West Gate	2013/1/31 20:30	6.3	<0.01	Fine	W	2.0
West Gate	2013/1/31 20:40	6.3	<0.01	Fine	W	2.0
West Gate	2013/1/31 20:50	6.3	<0.01	Fine	W	2.2
West Gate	2013/1/31 21:00	6.3	<0.01	Fine	W	2.3
West Gate	2013/1/31 21:10	6.3	<0.01	Fine	W	1.9
West Gate	2013/1/31 21:20	6.3	<0.01	Fine	W	1.9
West Gate	2013/1/31 21:30	6.3	<0.01	Fine	W	1.9
West Gate	2013/1/31 21:40	6.3	<0.01	Fine	W	1.9
West Gate	2013/1/31 21:50	6.3	<0.01	Fine	W	1.9
West Gate	2013/1/31 22:00	6.3	<0.01	Fine	W	1.8
West Gate	2013/1/31 22:10	6.3	<0.01	Fine	WNW	1.9
West Gate	2013/1/31 22:20	6.3	<0.01	Fine	WNW	2.3
West Gate	2013/1/31 22:30	6.3	<0.01	Fine	WNW	2.4
West Gate	2013/1/31 22:40	6.3	<0.01	Fine	W	2.4
West Gate	2013/1/31 22:50	6.3	<0.01	Fine	W	1.9
West Gate	2013/1/31 23:00	6.3	<0.01	Fine	WSW	2.0
West Gate	2013/1/31 23:10	6.3	<0.01	Fine	W	1.9
West Gate	2013/1/31 23:20	6.3	<0.01	Fine	W	2.2
West Gate	2013/1/31 23:30	6.3	<0.01	Fine	W	2.0
West Gate	2013/1/31 23:40	6.3	<0.01	Fine	W	1.8
West Gate	2013/1/31 23:50	6.3	<0.01	Fine	WNW	1.9

Fukushima Daiichi Nuclear Power Plant

2013/1/31
as of 23:50

周辺監視区域 : supervised outside area
敷地境界 : site boundary

 周辺監視区域
 敷地境界



※Reference data indicate the normal fluctuation range of airborne radiation rate.