

Fixed point Monitoring Status by Temporary Monitoring Post at Fukushima Daiichi Nuclear Power Station

Date	Radiation Dose Rate (μ Sv/h) At the Main Buiding	Radiation Dose Rate (μ Sv/h) At the Main Gate	Radiation Dose Rate (μ Sv/h) At the West Gate
2013/1/15 0:00	134	11	4
2013/1/15 0:30	134	11	5
2013/1/15 1:00	134	11	5
2013/1/15 1:30	133	11	5
2013/1/15 2:00	133	11	5
2013/1/15 2:30	133	11	5
2013/1/15 3:00	133	11	5
2013/1/15 3:30	134	11	5
2013/1/15 4:00	134	11	5
2013/1/15 4:30	134	11	5
2013/1/15 5:00	133	11	5
2013/1/15 5:30	133	11	5
2013/1/15 6:00	134	11	5
2013/1/15 6:30	134	11	5
2013/1/15 7:00	134	11	5
2013/1/15 7:30	133	11	5
2013/1/15 8:00	134	11	5
2013/1/15 8:30	135	11	5
2013/1/15 9:00	135	11	5
2013/1/15 9:30	134	11	5
2013/1/15 10:00	134	11	5
2013/1/15 10:30	134	11	5
2013/1/15 11:00	134	11	5
2013/1/15 11:30	134	11	5
2013/1/15 12:00	134	11	5
2013/1/15 12:30	133	11	5
2013/1/15 13:00	133	11	5
2013/1/15 13:30	133	11	5
2013/1/15 14:00	133	11	5
2013/1/15 14:30	132	11	5
2013/1/15 15:00	132	11	5
2013/1/15 15:30	132	11	5
2013/1/15 16:00	133	11	5
2013/1/15 16:30	133	11	5
2013/1/15 17:00	133	11	5
2013/1/15 17:30	134	11	5
2013/1/15 18:00	133	11	5
2013/1/15 18:30	134	11	5
2013/1/15 19:00	134	11	5
2013/1/15 19:30	135	11	5
2013/1/15 20:00	135	11	5
2013/1/15 20:30	135	11	5
2013/1/15 21:00	135	11	5
2013/1/15 21:30	134	11	5
2013/1/15 22:00	136	11	5
2013/1/15 22:30	137	11	5
2013/1/15 23:00	136	11	5
2013/1/15 23:30	136	11	5

Monitoring data by a monitoring car* at Fukushima Daiichi Nuclear Power Station (μ Sv/h)

* The data from monitoring car may deficit as the vehicle may change monitoring point.

*About the direction of the wind and the wind velocity,we are measuring with the weather observation meter of the 10m higher .

*"-": the wind velocity is below 0.5m/s



Measuring Point	Measurement Date	γ Ray	Neutron Ray	Weather	Wind Direction	Wind Velocity (m/s)
West Gate	2013/1/15 0:00	4.3	<0.01	Cloudy	NW	5.0
West Gate	2013/1/15 0:10	4.3	<0.01	Cloudy	NW	4.0
West Gate	2013/1/15 0:20	4.3	<0.01	Cloudy	NW	3.7
West Gate	2013/1/15 0:30	4.3	<0.01	Cloudy	NW	3.5
West Gate	2013/1/15 0:40	4.3	<0.01	Cloudy	NW	3.2
West Gate	2013/1/15 0:50	4.3	<0.01	Cloudy	NW	3.0
West Gate	2013/1/15 1:00	4.3	<0.01	Cloudy	NW	2.4
West Gate	2013/1/15 1:10	4.4	<0.01	Cloudy	NW	2.2
West Gate	2013/1/15 1:20	4.3	<0.01	Cloudy	NW	2.4
West Gate	2013/1/15 1:30	4.3	<0.01	Cloudy	NW	3.2
West Gate	2013/1/15 1:40	4.3	<0.01	Cloudy	NNW	2.5
West Gate	2013/1/15 1:50	4.3	<0.01	Cloudy	N	1.9
West Gate	2013/1/15 2:00	4.4	<0.01	Fine	NNW	1.9
West Gate	2013/1/15 2:10	4.4	<0.01	Fine	N	1.8
West Gate	2013/1/15 2:20	4.4	<0.01	Fine	NW	1.5
West Gate	2013/1/15 2:30	4.3	<0.01	Fine	NW	2.8
West Gate	2013/1/15 2:40	4.4	<0.01	Fine	NW	3.2
West Gate	2013/1/15 2:50	4.4	<0.01	Fine	NW	3.5
West Gate	2013/1/15 3:00	4.4	<0.01	Fine	NW	3.5
West Gate	2013/1/15 3:10	4.4	<0.01	Fine	NW	3.7
West Gate	2013/1/15 3:20	4.4	<0.01	Fine	NNW	3.5
West Gate	2013/1/15 3:30	4.4	<0.01	Fine	NNW	3.4
West Gate	2013/1/15 3:40	4.4	<0.01	Fine	NNW	2.6
West Gate	2013/1/15 3:50	4.4	<0.01	Fine	NNW	1.9
West Gate	2013/1/15 4:00	4.4	<0.01	Fine	NNW	1.6
West Gate	2013/1/15 4:10	4.4	<0.01	Fine	NW	1.5
West Gate	2013/1/15 4:20	4.4	<0.01	Fine	NNW	2.0
West Gate	2013/1/15 4:30	4.4	<0.01	Fine	NW	2.0
West Gate	2013/1/15 4:40	4.4	<0.01	Fine	NW	2.5
West Gate	2013/1/15 4:50	4.4	<0.01	Fine	NW	3.1
West Gate	2013/1/15 5:00	4.4	<0.01	Fine	NW	3.9
West Gate	2013/1/15 5:10	4.4	<0.01	Fine	NW	3.6
West Gate	2013/1/15 5:20	4.4	<0.01	Fine	NW	3.2
West Gate	2013/1/15 5:30	4.4	<0.01	Fine	NW	3.1
West Gate	2013/1/15 5:40	4.4	<0.01	Fine	NW	3.5
West Gate	2013/1/15 5:50	4.4	<0.01	Fine	WNW	3.1
West Gate	2013/1/15 6:00	4.4	<0.01	Fine	WNW	4.3
West Gate	2013/1/15 6:10	4.4	<0.01	Fine	WNW	4.3
West Gate	2013/1/15 6:20	4.4	<0.01	Fine	NW	5.9
West Gate	2013/1/15 6:30	4.4	<0.01	Fine	NW	5.7
West Gate	2013/1/15 6:40	4.4	<0.01	Fine	WNW	6.4
West Gate	2013/1/15 6:50	4.4	<0.01	Fine	WNW	5.7
West Gate	2013/1/15 7:00	4.4	<0.01	Fine	WNW	5.5
West Gate	2013/1/15 7:10	4.4	<0.01	Fine	NW	5.0
West Gate	2013/1/15 7:20	4.4	<0.01	Fine	NW	3.7
West Gate	2013/1/15 7:30	4.4	<0.01	Fine	NW	3.1
West Gate	2013/1/15 7:40	4.5	<0.01	Fine	NNW	2.9
West Gate	2013/1/15 7:50	4.5	<0.01	Fine	NNW	2.8
West Gate	2013/1/15 8:00	4.4	<0.01	Fine	NW	3.3
West Gate	2013/1/15 8:10	4.4	<0.01	Fine	NW	3.2
West Gate	2013/1/15 8:20	4.4	<0.01	Fine	NW	3.8
West Gate	2013/1/15 8:30	4.4	<0.01	Fine	NW	4.5
West Gate	2013/1/15 8:40	4.5	<0.01	Fine	NW	4.2
West Gate	2013/1/15 8:50	4.4	<0.01	Fine	NW	4.6
West Gate	2013/1/15 9:00	4.4	<0.01	Fine	NW	5.2
West Gate	2013/1/15 9:10	4.4	<0.01	Fine	NW	5.1
West Gate	2013/1/15 9:20	4.4	<0.01	Fine	NW	5.1
West Gate	2013/1/15 9:30	4.4	<0.01	Fine	NW	5.6
West Gate	2013/1/15 9:40	4.4	<0.01	Fine	NW	6.1
West Gate	2013/1/15 9:50	4.4	<0.01	Fine	NW	8.0
West Gate	2013/1/15 10:00	4.4	<0.01	Fine	NW	5.8
West Gate	2013/1/15 10:10	4.4	<0.01	Fine	NW	6.2
West Gate	2013/1/15 10:20	4.4	<0.01	Fine	NW	6.0
West Gate	2013/1/15 10:30	4.4	<0.01	Fine	NW	6.2
West Gate	2013/1/15 10:40	4.4	<0.01	Fine	WNW	4.6
West Gate	2013/1/15 10:50	4.4	<0.01	Fine	WNW	4.8
West Gate	2013/1/15 11:00	4.4	<0.01	Fine	WNW	5.4
West Gate	2013/1/15 11:10	4.4	<0.01	Fine	WNW	4.8
West Gate	2013/1/15 11:20	4.4	<0.01	Fine	WNW	4.9
West Gate	2013/1/15 11:30	4.5	<0.01	Fine	WNW	5.7
West Gate	2013/1/15 11:40	4.4	<0.01	Fine	WNW	4.6

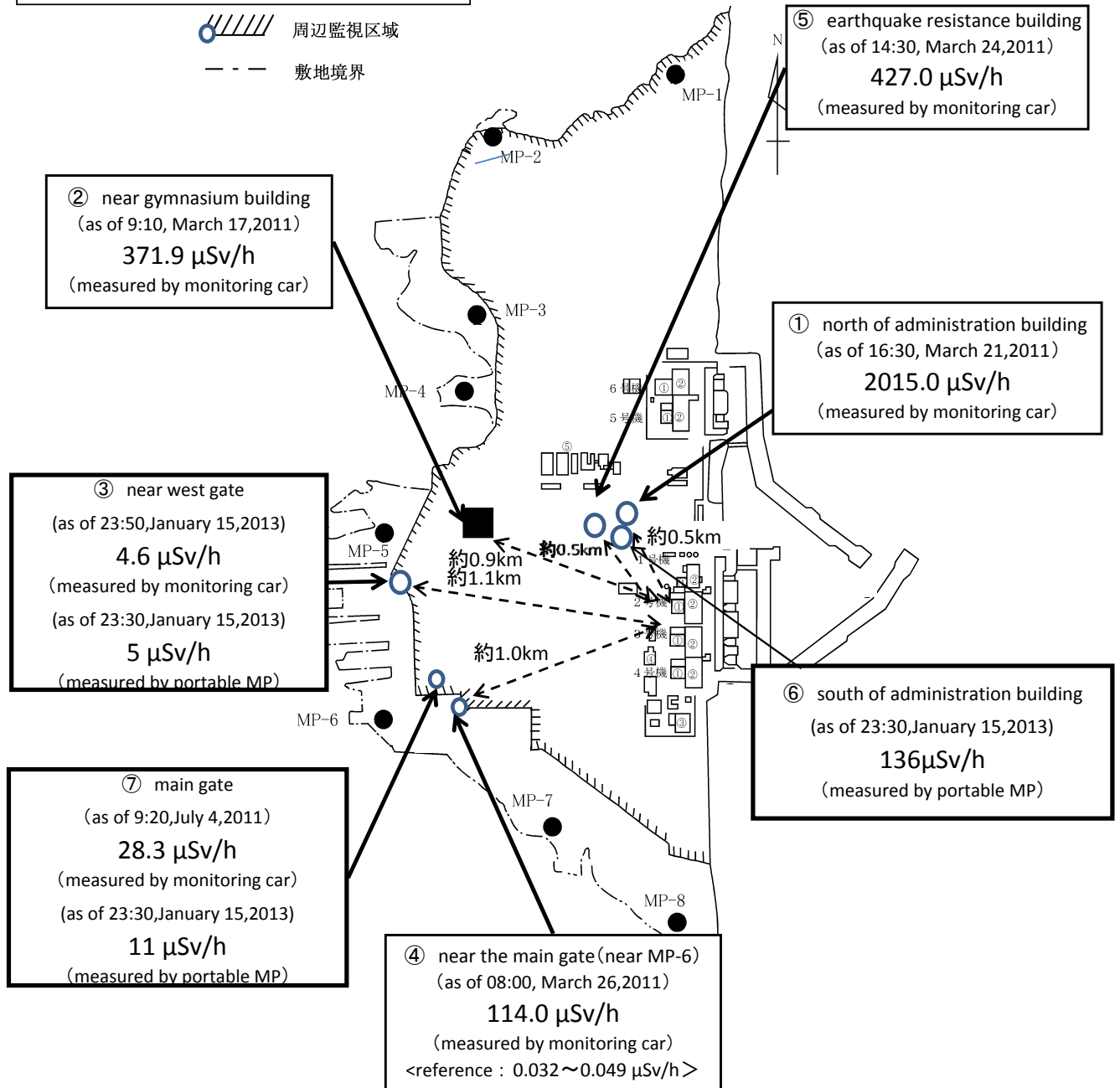
Measuring Point	Measurement Date	γ Ray	Neutron Ray	Weather	Wind Direction	Wind Velocity (m/s)
West Gate	2013/1/15 11:50	4.4	<0.01	Fine	NNW	2.8
West Gate	2013/1/15 12:00	4.4	<0.01	Fine	NNW	3.5
West Gate	2013/1/15 12:10	4.5	<0.01	Fine	NNW	3.5
West Gate	2013/1/15 12:20	4.5	<0.01	Fine	NNW	3.6
West Gate	2013/1/15 12:30	4.5	<0.01	Fine	NNW	4.5
West Gate	2013/1/15 12:40	4.5	<0.01	Fine	NW	4.8
West Gate	2013/1/15 12:50	4.5	<0.01	Fine	NNW	4.2
West Gate	2013/1/15 13:00	4.5	<0.01	Fine	NNW	5.3
West Gate	2013/1/15 13:10	4.5	<0.01	Fine	NNW	4.5
West Gate	2013/1/15 13:20	4.5	<0.01	Fine	NNW	3.8
West Gate	2013/1/15 13:30	4.6	<0.01	Fine	NW	3.8
West Gate	2013/1/15 13:40	4.5	<0.01	Fine	NW	4.3
West Gate	2013/1/15 13:50	4.5	<0.01	Fine	NW	3.3
West Gate	2013/1/15 14:00	4.5	<0.01	Fine	NW	3.3
West Gate	2013/1/15 14:10	4.5	<0.01	Fine	WNW	3.0
West Gate	2013/1/15 14:20	4.6	<0.01	Fine	WNW	2.8
West Gate	2013/1/15 14:30	4.5	<0.01	Fine	WNW	2.5
West Gate	2013/1/15 14:40	4.5	<0.01	Fine	WNW	2.1
West Gate	2013/1/15 14:50	4.6	<0.01	Fine	WNW	2.1
West Gate	2013/1/15 15:00	4.6	<0.01	Fine	WNW	2.2
West Gate	2013/1/15 15:10	4.6	<0.01	Fine	W	2.4
West Gate	2013/1/15 15:20	4.6	<0.01	Fine	W	1.8
West Gate	2013/1/15 15:30	4.6	<0.01	Fine	W	1.2
West Gate	2013/1/15 15:40	4.6	<0.01	Fine	WSW	1.3
West Gate	2013/1/15 15:50	4.6	<0.01	Fine	W	1.6
West Gate	2013/1/15 16:00	4.6	<0.01	Fine	W	1.2
West Gate	2013/1/15 16:10	4.6	<0.01	Fine	WSW	1.7
West Gate	2013/1/15 16:20	4.6	<0.01	Cloudy	SW	1.7
West Gate	2013/1/15 16:30	4.6	<0.01	Snow	SW	3.4
West Gate	2013/1/15 16:40	4.6	<0.01	Snow	WSW	3.2
West Gate	2013/1/15 16:50	4.6	<0.01	Cloudy	WSW	2.3
West Gate	2013/1/15 17:00	4.6	<0.01	Cloudy	WSW	2.6
West Gate	2013/1/15 17:10	4.6	<0.01	Cloudy	W	2.0
West Gate	2013/1/15 17:20	4.6	<0.01	Cloudy	WNW	2.2
West Gate	2013/1/15 17:30	4.6	<0.01	Fine	W	2.0
West Gate	2013/1/15 17:40	4.6	<0.01	Fine	W	1.6
West Gate	2013/1/15 17:50	4.6	<0.01	Fine	W	1.8
West Gate	2013/1/15 18:00	4.6	<0.01	Fine	W	2.2
West Gate	2013/1/15 18:10	4.6	<0.01	Fine	W	1.7
West Gate	2013/1/15 18:20	4.6	<0.01	Fine	W	1.8
West Gate	2013/1/15 18:30	4.6	<0.01	Fine	WNW	1.4
West Gate	2013/1/15 18:40	4.6	<0.01	Fine	NW	1.3
West Gate	2013/1/15 18:50	4.6	<0.01	Fine	NW	1.8
West Gate	2013/1/15 19:00	4.6	<0.01	Fine	NW	1.3
West Gate	2013/1/15 19:10	4.6	<0.01	Fine	NW	1.2
West Gate	2013/1/15 19:20	4.6	<0.01	Fine	NW	1.4
West Gate	2013/1/15 19:30	4.6	<0.01	Fine	NW	1.1
West Gate	2013/1/15 19:40	4.6	<0.01	Fine	NNW	1.2
West Gate	2013/1/15 19:50	4.6	<0.01	Fine	NNW	1.0
West Gate	2013/1/15 20:00	4.6	<0.01	Fine	N	1.0
West Gate	2013/1/15 20:10	4.6	<0.01	Fine	NNW	1.1
West Gate	2013/1/15 20:20	4.6	<0.01	Fine	WNW	1.1
West Gate	2013/1/15 20:30	4.6	<0.01	Fine	W	1.6
West Gate	2013/1/15 20:40	4.6	<0.01	Fine	WSW	2.1
West Gate	2013/1/15 20:50	4.6	<0.01	Fine	W	1.9
West Gate	2013/1/15 21:00	4.6	<0.01	Fine	WSW	1.6
West Gate	2013/1/15 21:10	4.6	<0.01	Fine	WSW	2.2
West Gate	2013/1/15 21:20	4.6	<0.01	Fine	W	1.9
West Gate	2013/1/15 21:30	4.6	<0.01	Fine	W	1.8
West Gate	2013/1/15 21:40	4.6	<0.01	Fine	WNW	1.9
West Gate	2013/1/15 21:50	4.6	<0.01	Fine	WNW	1.2
West Gate	2013/1/15 22:00	4.6	<0.01	Fine	WNW	1.6
West Gate	2013/1/15 22:10	4.6	<0.01	Fine	NW	1.3
West Gate	2013/1/15 22:20	4.6	<0.01	Fine	NW	1.5
West Gate	2013/1/15 22:30	4.6	<0.01	Fine	NNW	1.9
West Gate	2013/1/15 22:40	4.6	<0.01	Fine	NW	1.8
West Gate	2013/1/15 22:50	4.6	<0.01	Fine	NNW	1.6
West Gate	2013/1/15 23:00	4.6	<0.01	Fine	NW	1.9
West Gate	2013/1/15 23:10	4.6	<0.01	Fine	WNW	1.7
West Gate	2013/1/15 23:20	4.6	<0.01	Fine	WNW	1.9
West Gate	2013/1/15 23:30	4.6	<0.01	Fine	WNW	2.1
West Gate	2013/1/15 23:40	4.6	<0.01	Fine	NW	1.8
West Gate	2013/1/15 23:50	4.6	<0.01	Fine	NW	2.2

Fukushima Daiichi Nuclear Power Plant

2013/1/15
as of 23:50

周辺監視区域 : supervised outside area
敷地境界 : site boundary

 周辺監視区域
 敷地境界



※Reference data indicate the normal fluctuation range of airborne radiation rate.