

Fixed point Monitoring Status by Temporary Monitoring Post at Fukushima Daiichi Nuclear Power Station

Date	Radiation Dose Rate (μ Sv/h) At the Main Buiding	Radiation Dose Rate (μ Sv/h) At the Main Gate	Radiation Dose Rate (μ Sv/h) At the West Gate
2013/1/3 0:00	200	19	6
2013/1/3 0:30	200	19	6
2013/1/3 1:00	200	19	6
2013/1/3 1:30	201	19	6
2013/1/3 2:00	200	19	6
2013/1/3 2:30	200	19	6
2013/1/3 3:00	201	19	6
2013/1/3 3:30	200	19	6
2013/1/3 4:00	200	19	6
2013/1/3 4:30	201	19	6
2013/1/3 5:00	201	19	6
2013/1/3 5:30	201	19	6
2013/1/3 6:00	200	20	6
2013/1/3 6:30	202	20	7
2013/1/3 7:00	202	19	7
2013/1/3 7:30	201	20	7
2013/1/3 8:00	202	20	7
2013/1/3 8:30	203	20	7
2013/1/3 9:00	202	20	7
2013/1/3 9:30	203	20	7
2013/1/3 10:00	201	20	7
2013/1/3 10:30	202	20	7
2013/1/3 11:00	202	20	7
2013/1/3 11:30	202	20	6
2013/1/3 12:00	201	20	7
2013/1/3 12:30	201	20	7
2013/1/3 13:00	200	20	7
2013/1/3 13:30	200	20	7
2013/1/3 14:00	200	20	7
2013/1/3 14:30	199	20	7
2013/1/3 15:00	199	20	7
2013/1/3 15:30	198	20	7
2013/1/3 16:00	198	20	6
2013/1/3 16:30	198	20	7
2013/1/3 17:00	199	20	7
2013/1/3 17:30	199	20	7
2013/1/3 18:00	200	20	7
2013/1/3 18:30	200	20	7
2013/1/3 19:00	200	20	7
2013/1/3 19:30	200	20	7
2013/1/3 20:00	201	20	7
2013/1/3 20:30	202	20	7
2013/1/3 21:00	202	20	7
2013/1/3 21:30	202	20	7
2013/1/3 22:00	203	20	7
2013/1/3 22:30	203	20	7
2013/1/3 23:00	203	20	7
2013/1/3 23:30	204	20	7

Monitoring data by a monitoring car* at Fukushima Daiichi Nuclear Power Station (μ Sv/h)

* The data from monitoring car may deficit as the vehicle may change monitoring point.

*About the direction of the wind and the wind velocity,we are measuring with the weather observation meter of the 10m higher .

*"-": the wind velocity is below 0.5m/s



Measuring Point	Measurement Date	γ Ray	Neutron Ray	Weather	Wind Direction	Wind Velocity (m/s)
West Gate	2013/1/3 0:00	6.7	<0.01	Fine	W	5.1
West Gate	2013/1/3 0:10	6.6	<0.01	Fine	W	3.8
West Gate	2013/1/3 0:20	6.6	<0.01	Fine	W	4.2
West Gate	2013/1/3 0:30	6.7	<0.01	Fine	WNW	4.8
West Gate	2013/1/3 0:40	6.6	<0.01	Fine	WNW	4.4
West Gate	2013/1/3 0:50	6.6	<0.01	Fine	WNW	4.1
West Gate	2013/1/3 1:00	6.6	<0.01	Fine	W	4.0
West Gate	2013/1/3 1:10	6.6	<0.01	Fine	W	4.9
West Gate	2013/1/3 1:20	6.6	<0.01	Fine	WNW	4.9
West Gate	2013/1/3 1:30	6.6	<0.01	Fine	WNW	4.1
West Gate	2013/1/3 1:40	6.7	<0.01	Fine	WNW	3.1
West Gate	2013/1/3 1:50	6.6	<0.01	Fine	WNW	3.3
West Gate	2013/1/3 2:00	6.7	<0.01	Fine	NW	4.2
West Gate	2013/1/3 2:10	6.6	<0.01	Fine	NW	5.0
West Gate	2013/1/3 2:20	6.6	<0.01	Fine	WNW	5.7
West Gate	2013/1/3 2:30	6.6	<0.01	Fine	WNW	4.3
West Gate	2013/1/3 2:40	6.6	<0.01	Fine	WNW	4.2
West Gate	2013/1/3 2:50	6.6	<0.01	Fine	WNW	3.5
West Gate	2013/1/3 3:00	6.6	<0.01	Fine	W	4.4
West Gate	2013/1/3 3:10	6.6	<0.01	Fine	WSW	3.6
West Gate	2013/1/3 3:20	6.7	<0.01	Fine	WSW	3.7
West Gate	2013/1/3 3:30	6.6	<0.01	Fine	WSW	3.5
West Gate	2013/1/3 3:40	6.6	<0.01	Fine	W	3.5
West Gate	2013/1/3 3:50	6.6	<0.01	Fine	WNW	2.8
West Gate	2013/1/3 4:00	6.6	<0.01	Fine	WNW	2.8
West Gate	2013/1/3 4:10	6.6	<0.01	Fine	WNW	3.1
West Gate	2013/1/3 4:20	6.6	<0.01	Fine	NW	2.7
West Gate	2013/1/3 4:30	6.6	<0.01	Fine	WNW	2.4
West Gate	2013/1/3 4:40	6.6	<0.01	Fine	NW	2.1
West Gate	2013/1/3 4:50	6.6	<0.01	Fine	NNW	2.6
West Gate	2013/1/3 5:00	6.6	<0.01	Fine	NW	2.6
West Gate	2013/1/3 5:10	6.6	<0.01	Fine	NW	3.0
West Gate	2013/1/3 5:20	6.6	<0.01	Fine	WNW	2.0
West Gate	2013/1/3 5:30	6.6	<0.01	Fine	WNW	1.9
West Gate	2013/1/3 5:40	6.6	<0.01	Fine	NW	3.3
West Gate	2013/1/3 5:50	6.6	<0.01	Fine	NW	2.8
West Gate	2013/1/3 6:00	6.6	<0.01	Fine	NW	2.1
West Gate	2013/1/3 6:10	6.6	<0.01	Fine	NW	2.4
West Gate	2013/1/3 6:20	6.6	<0.01	Fine	NW	2.1
West Gate	2013/1/3 6:30	6.6	<0.01	Fine	NW	2.1
West Gate	2013/1/3 6:40	6.6	<0.01	Fine	NW	2.9
West Gate	2013/1/3 6:50	6.6	<0.01	Fine	NW	2.4
West Gate	2013/1/3 7:00	6.6	<0.01	Fine	NW	2.4
West Gate	2013/1/3 7:10	6.6	<0.01	Fine	NW	1.7
West Gate	2013/1/3 7:20	6.6	<0.01	Fine	NW	1.3
West Gate	2013/1/3 7:30	6.6	<0.01	Fine	NNW	1.7
West Gate	2013/1/3 7:40	6.6	<0.01	Fine	NW	3.5
West Gate	2013/1/3 7:50	6.6	<0.01	Fine	NW	2.7
West Gate	2013/1/3 8:00	6.6	<0.01	Fine	NW	3.8
West Gate	2013/1/3 8:10	6.6	<0.01	Fine	NW	4.2
West Gate	2013/1/3 8:20	6.6	<0.01	Fine	NNW	3.3
West Gate	2013/1/3 8:30	6.6	<0.01	Fine	NNW	3.7
West Gate	2013/1/3 8:40	6.6	<0.01	Fine	NNW	3.3
West Gate	2013/1/3 8:50	6.6	<0.01	Fine	NNW	5.1
West Gate	2013/1/3 9:00	6.6	<0.01	Fine	NNW	5.3
West Gate	2013/1/3 9:10	6.6	<0.01	Fine	NNW	5.9
West Gate	2013/1/3 9:20	6.6	<0.01	Fine	NNW	6.0
West Gate	2013/1/3 9:30	6.6	<0.01	Snow	NW	5.0
West Gate	2013/1/3 9:40	6.6	<0.01	Snow	NW	4.6
West Gate	2013/1/3 9:50	6.6	<0.01	Snow	NW	4.5
West Gate	2013/1/3 10:00	6.6	<0.01	Snow	NW	5.4
West Gate	2013/1/3 10:10	6.6	<0.01	Snow	NW	4.9
West Gate	2013/1/3 10:20	6.6	<0.01	Cloudy	WNW	4.9
West Gate	2013/1/3 10:30	6.6	<0.01	Cloudy	WNW	4.4
West Gate	2013/1/3 10:40	6.6	<0.01	Cloudy	NW	5.0
West Gate	2013/1/3 10:50	6.6	<0.01	Cloudy	WNW	5.1
West Gate	2013/1/3 11:00	6.6	<0.01	Cloudy	NW	5.2
West Gate	2013/1/3 11:10	6.6	<0.01	Cloudy	WNW	5.3
West Gate	2013/1/3 11:20	6.6	<0.01	Cloudy	WNW	5.7
West Gate	2013/1/3 11:30	6.6	<0.01	Cloudy	WNW	4.0
West Gate	2013/1/3 11:40	6.6	<0.01	Cloudy	WNW	4.5

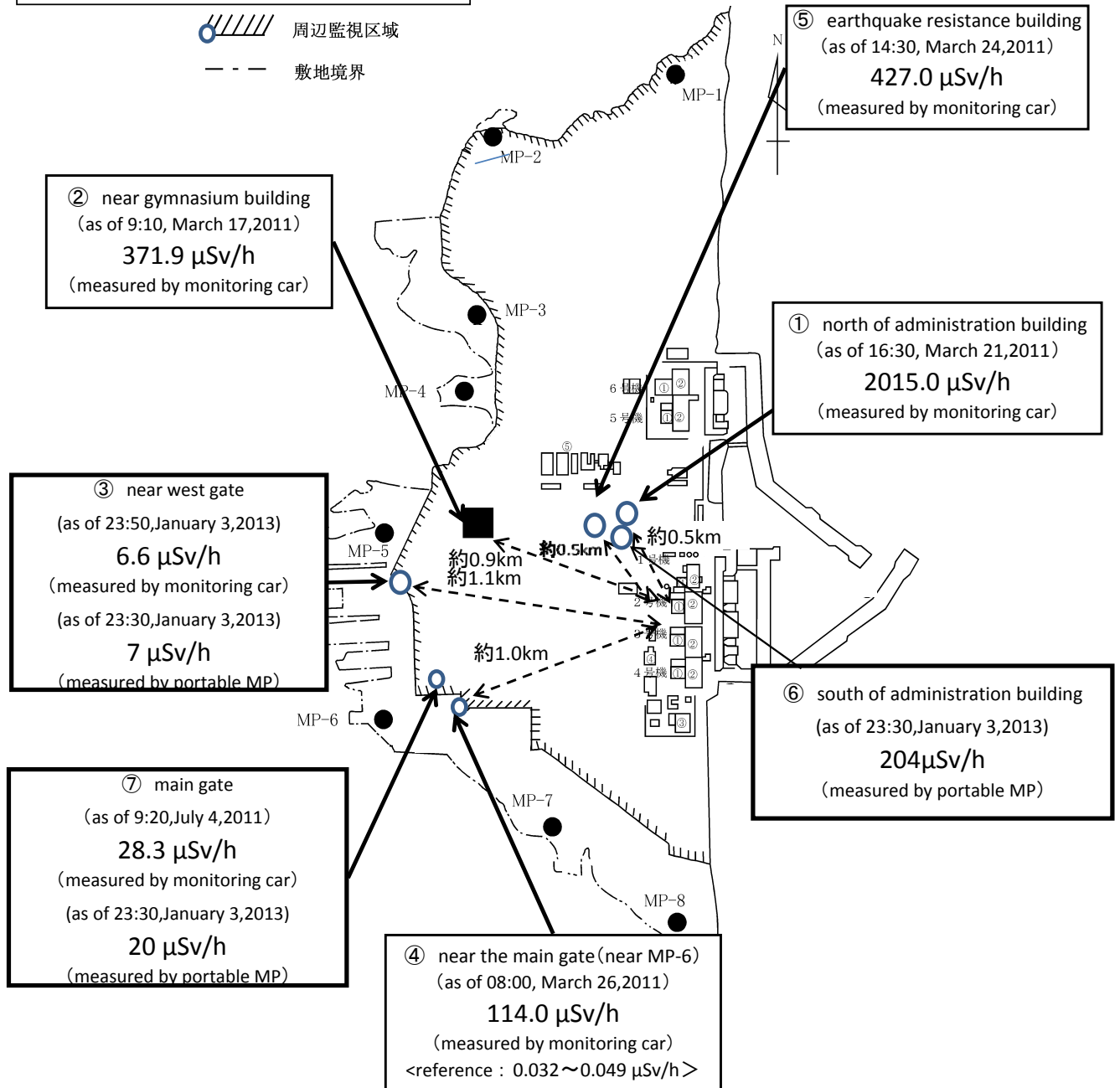
Measuring Point	Measurement Date	γ Ray	Neutron Ray	Weather	Wind Direction	Wind Velocity (m/s)
West Gate	2013/1/3 11:50	6.7	<0.01	Cloudy	NW	6.0
West Gate	2013/1/3 12:00	6.6	<0.01	Cloudy	NW	5.2
West Gate	2013/1/3 12:10	6.6	<0.01	Cloudy	NW	4.8
West Gate	2013/1/3 12:20	6.6	<0.01	Cloudy	NW	5.6
West Gate	2013/1/3 12:30	6.6	<0.01	Cloudy	NW	5.5
West Gate	2013/1/3 12:40	6.6	<0.01	Cloudy	NW	5.8
West Gate	2013/1/3 12:50	6.6	<0.01	Cloudy	NW	5.5
West Gate	2013/1/3 13:00	6.6	<0.01	Cloudy	WNW	5.2
West Gate	2013/1/3 13:10	6.6	<0.01	Cloudy	NW	4.6
West Gate	2013/1/3 13:20	6.6	<0.01	Cloudy	NW	5.1
West Gate	2013/1/3 13:30	6.6	<0.01	Cloudy	WNW	4.4
West Gate	2013/1/3 13:40	6.6	<0.01	Cloudy	WNW	4.8
West Gate	2013/1/3 13:50	6.6	<0.01	Cloudy	NW	4.0
West Gate	2013/1/3 14:00	6.6	<0.01	Cloudy	WNW	4.8
West Gate	2013/1/3 14:10	6.6	<0.01	Cloudy	NW	4.7
West Gate	2013/1/3 14:20	6.6	<0.01	Cloudy	NW	5.0
West Gate	2013/1/3 14:30	6.6	<0.01	Cloudy	NW	5.3
West Gate	2013/1/3 14:40	6.6	<0.01	Cloudy	NW	4.7
West Gate	2013/1/3 14:50	6.6	<0.01	Cloudy	NW	4.0
West Gate	2013/1/3 15:00	6.6	<0.01	Cloudy	NW	4.4
West Gate	2013/1/3 15:10	6.6	<0.01	Cloudy	NW	3.6
West Gate	2013/1/3 15:20	6.6	<0.01	Cloudy	NW	3.2
West Gate	2013/1/3 15:30	6.6	<0.01	Cloudy	NW	3.2
West Gate	2013/1/3 15:40	6.6	<0.01	Cloudy	WNW	3.2
West Gate	2013/1/3 15:50	6.6	<0.01	Cloudy	NW	3.4
West Gate	2013/1/3 16:00	6.6	<0.01	Cloudy	NW	3.0
West Gate	2013/1/3 16:10	6.6	<0.01	Cloudy	NW	2.9
West Gate	2013/1/3 16:20	6.6	<0.01	Cloudy	WNW	2.9
West Gate	2013/1/3 16:30	6.6	<0.01	Cloudy	WNW	2.7
West Gate	2013/1/3 16:40	6.6	<0.01	Cloudy	WNW	1.9
West Gate	2013/1/3 16:50	6.6	<0.01	Cloudy	WNW	2.1
West Gate	2013/1/3 17:00	6.6	<0.01	Cloudy	NW	1.9
West Gate	2013/1/3 17:10	6.6	<0.01	Cloudy	NW	1.7
West Gate	2013/1/3 17:20	6.6	<0.01	Cloudy	NNW	1.6
West Gate	2013/1/3 17:30	6.6	<0.01	Cloudy	NW	2.4
West Gate	2013/1/3 17:40	6.6	<0.01	Cloudy	NNW	2.3
West Gate	2013/1/3 17:50	6.6	<0.01	Cloudy	NNW	1.8
West Gate	2013/1/3 18:00	6.6	<0.01	Cloudy	NW	1.1
West Gate	2013/1/3 18:10	6.6	<0.01	Cloudy	W	1.1
West Gate	2013/1/3 18:20	6.6	<0.01	Cloudy	WNW	1.2
West Gate	2013/1/3 18:30	6.6	<0.01	Cloudy	WNW	0.9
West Gate	2013/1/3 18:40	6.6	<0.01	Cloudy	WNW	1.2
West Gate	2013/1/3 18:50	6.6	<0.01	Cloudy	WNW	0.7
West Gate	2013/1/3 19:00	6.6	<0.01	Cloudy	NW	1.1
West Gate	2013/1/3 19:10	6.6	<0.01	Cloudy	NNW	1.0
West Gate	2013/1/3 19:20	6.6	<0.01	Fine	NW	0.7
West Gate	2013/1/3 19:30	6.6	<0.01	Fine	NW	0.8
West Gate	2013/1/3 19:40	6.6	<0.01	Fine	W	0.6
West Gate	2013/1/3 19:50	6.6	<0.01	Fine	-	CALM
West Gate	2013/1/3 20:00	6.6	<0.01	Fine	WSW	0.8
West Gate	2013/1/3 20:10	6.6	<0.01	Fine	SW	1.3
West Gate	2013/1/3 20:20	6.6	<0.01	Fine	WSW	1.7
West Gate	2013/1/3 20:30	6.6	<0.01	Fine	W	1.2
West Gate	2013/1/3 20:40	6.6	<0.01	Fine	WSW	0.9
West Gate	2013/1/3 20:50	6.6	<0.01	Fine	WSW	1.5
West Gate	2013/1/3 21:00	6.6	<0.01	Fine	WSW	1.9
West Gate	2013/1/3 21:10	6.6	<0.01	Fine	W	2.1
West Gate	2013/1/3 21:20	6.6	<0.01	Fine	W	1.8
West Gate	2013/1/3 21:30	6.6	<0.01	Fine	WSW	1.7
West Gate	2013/1/3 21:40	6.6	<0.01	Fine	WSW	2.0
West Gate	2013/1/3 21:50	6.6	<0.01	Fine	W	1.6
West Gate	2013/1/3 22:00	6.6	<0.01	Fine	W	1.0
West Gate	2013/1/3 22:10	6.6	<0.01	Fine	WSW	1.7
West Gate	2013/1/3 22:20	6.6	<0.01	Fine	WSW	1.9
West Gate	2013/1/3 22:30	6.6	<0.01	Fine	W	1.7
West Gate	2013/1/3 22:40	6.6	<0.01	Fine	WSW	1.6
West Gate	2013/1/3 22:50	6.6	<0.01	Fine	W	1.8
West Gate	2013/1/3 23:00	6.6	<0.01	Fine	W	1.9
West Gate	2013/1/3 23:10	6.6	<0.01	Fine	W	2.4
West Gate	2013/1/3 23:20	6.6	<0.01	Fine	W	2.8
West Gate	2013/1/3 23:30	6.6	<0.01	Fine	WSW	3.3
West Gate	2013/1/3 23:40	6.6	<0.01	Fine	W	2.6
West Gate	2013/1/3 23:50	6.6	<0.01	Fine	WSW	2.0

Fukushima Daiichi Nuclear Power Plant

2013/1/3
as of 23:50

周辺監視区域 : supervised outside area
敷地境界 : site boundary

 周辺監視区域
 敷地境界



※Reference data indicate the normal fluctuation range of airborne radiation rate.