

# **Situation of Storage and Treatment of Accumulated Water containing Highly Concentrated Radioactive Materials at Fukushima Daiichi Nuclear Power Station (587th Release)**

**Corrected version**

February 6, 2023

Tokyo Electric Power Company Holdings, Inc.

## **1. Introduction**

This document is to report the following matters in accordance with the instruction of “Installment of treatment facility and storing facility of water containing highly concentrated radioactive materials at Fukushima Daiichi Nuclear Power Station of the Tokyo Electric Power Company (Instruction)“(NISA No. 6, June 8, 2011), dated on June 9, 2011.

<Instruction>

TEPCO should report to NISA the situation of storing and treatment of the contaminated water in the Power Station and the future forecast based upon the current situation as soon as the treatment facility starts its operation. Also, subsequently, continued report has to be submitted to NISA once a week until the treatment of the accumulated water in the Central Radioactive Waste Treatment Facility is completed.

## **2. Situation of storing and treatment of accumulated water in the building (actual record)**

Stored amounts in each unit building (Unit 1 to 4 (including condensers and trenches)) and stored and treated amounts, and other related data in the Accumulated Water Storing Facility as of February 2, 2023 are shown in the Attachment -1.

## **3. Forecast of storing and treatment**

### **(1) Short term forecast**

Water transfer in Unit 1 and 2 and Unit 3 and 4 is planned based on the stored amount in the Accumulated Water Storing Facilities and the operating situation of the radioactive material treatment equipment and the subdrain catchment facility. Water is transferred to the Process Main Building and/or High Temperature Incinerator Building as Accumulated Water Storing Facilities.

Treatment is implemented considering the state of storage and transfer of Accumulated Water Storing Facilities.

We assume stored amounts in each unit building (Unit 1 to 4 (including condenser and trench)), and stored and treated amounts, and other related data in the Accumulated Water Storing Facilities as of February 9, 2023 are shown in Attachment -2.

## **(2) Middle term forecast**

Regarding accumulated water in Unit 1 and 2 buildings and Unit 3 and 4 buildings, from the viewpoint of reducing the risks of discharging to the ocean and leaking into the groundwater, it is necessary to keep enough capacity for the accumulated water in the building until its level reaches TP. 2,564 and to keep the accumulated water level lower than the groundwater level.

At the same time, in order to suppress the flow of groundwater into buildings and reduce the amount of accumulated water being generated, we are planning to transfer accumulated water from the Unit 1 to 3 reactor buildings, where injected cooling water is being circulated, in accordance with the status of the treatment of accumulated water containing highly concentrated radioactive materials and the amount of water being stored in accumulated water storage facilities, while ensuring a specific difference between the levels of accumulated water in buildings and the water levels of subdrains in the vicinity. At other buildings where the lowermost floors have been exposed, we are planning to transfer accumulated water to keep these floor surfaces exposed.

As for accumulated water of the Process Main Building and the High Temperature Incinerator Building, we are planning to treat the accumulated water considering the situation of construction of middle and low level waste water tanks, the operation factor of the radioactive material treatment instruments and duration for maintenance.

We forecast storing and treatment situations in the Accumulated Water Storing Facilities for the next 3 months, as shown in Attachment -3.

Stored amounts in the water storage equipment are forecasted to be unchanged in case transfer and treatment were implemented as scheduled without rain. However, it would be subject to change depending on the operation factor of the radioactive material treatment instruments and so on.

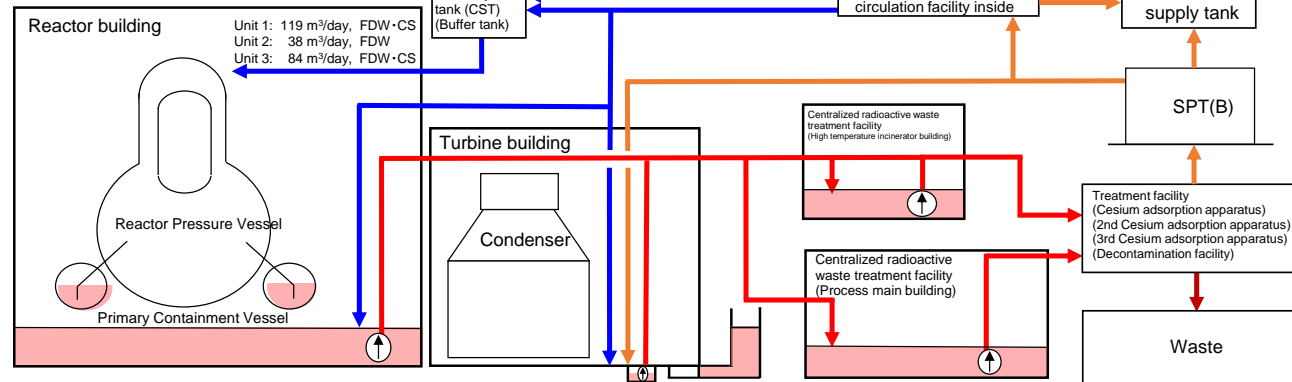
Also, the water treated at the radioactive material treatment equipment can be stored in the middle and low level waste water tanks.

END

# Storage and treatment of high level radioactive accumulated water (as of February 2, 2023)

Classification	
	High level radioactive water/ Waste, Concentrated waste liquid
	Treated water (concentrated saltwater), pipe removal
	Strontium removed water
	Treated water (freshwater), pipe removal
	Treated water from Multi-nuclide Removal Facility
	Filtrate water

Volume of water to be injected to Reactor (m <sup>3</sup> ) (1/26-2/2)	Change from last report (m <sup>3</sup> )
① Filtrate water	—
② Treated water (freshwater)	1,778 +254
Cumulative treated water	1,222,188



Facility	Storage volume (m <sup>3</sup> )	Change from last report (m <sup>3</sup> )	Water level in T/B *8
Unit 1	Approx. 1,090	-10	—
Unit 2	Approx. 1,140	+20	—
Unit 3	Approx. 1,300	-140	—
Unit 4	Approx. 10	No Change	—
Total	Approx. 3,540		

Storage facility	Storage volume (m <sup>3</sup> )	Change from last report (m <sup>3</sup> )	Water level *8	Treated volume (1/26-2/2)	Cumulative treated volume (m <sup>3</sup> )
Process Main Building	Approx. 5,460	+30	T.P. -344	Approx. 2,140	Approx. 2,599,950
High Temperature Incinerator Building	Approx. 2,440	+210	T.P. -228	*7	*7
Total	Approx. 7,900				

Waste produced		Change from last report	Storage capacity
Sludge (m <sup>3</sup> )	467 *17	No Change	700 *3
Used vessels	5,507 *9 *20	+6 *20	6,308

Storage volume (m <sup>3</sup> ) *1,2	Change from last report (m <sup>3</sup> )	Storage capacity (m <sup>3</sup> ) *3,4
Concentrated saltwater receiving tank	0	—
Freshwater receiving tank	4,064	-605 12,000
Concentrated waste liquid storage tank	9,374 *18	+91 10,300
Treated water storage tank *12,16	1,218,486	+1,200 1,239,900
Sample water storage tank *14,16	3,105	+210 11,600
Treated water storage tank (Reuse) *15,16	92,830	+10 94,000
Strontium removed water storage tank *10	8,666	-505 27,600

Residual water (m <sup>3</sup> ) *5	Change from last report (m <sup>3</sup> )	Storage capacity (m <sup>3</sup> ) *3,4
Concentrated saltwater tank	Approx. 100	No Change Approx. 1,000
Treated water tank *13,16	0	No Change 0
Strontium removed water tank *11	0	No Change 0

Storage volume (m <sup>3</sup> )	Change from last report (m <sup>3</sup> )	Storage volume (m <sup>3</sup> ) *3
Wastewater supply tank	454	-67 1,200
SPT(A)	2,510 *19	-229 3,100
SPT(B)	706	+14 3,100
Unit 1 CST	718	-2 1,600
Unit 2 CST	1,834	+213 2,200
Unit 3 CST	1,942	No Change 2,200
Buffer Tank	620	No Change 700

Chloride concentration	
Before/After Desalination	60ppm/1ppm (Sampled on Dec. 6, 2022)
Before/After Reverse Osmosis Circulation	60ppm/<1ppm (Sampled on Nov. 8, 2022)
Before/After Evaporative Concentration	—

Place of Sampling	Radioactivity concentration *6
Process Main Building	1.2E+07 Bq/L (Sampled on Oct. 4, 2022)
Exit of cesium adsorption apparatus	3.8E+03 Bq/L (Sampled on Mar. 22, 2019)
Exit of decontamination facility	—
High Temperature Incinerator Building	1.8E+07 Bq/L (Sampled on Nov. 1, 2022)
Exit of second cesium adsorption apparatus	6.7E+02 Bq/L (Sampled on Oct. 3, 2022)
Exit of third cesium adsorption apparatus	3.0E+03 Bq/L (Sampled on Nov. 1, 2022)

[Main operations that have been conducted during the period from January 26, 2023 to February 2, 2023]

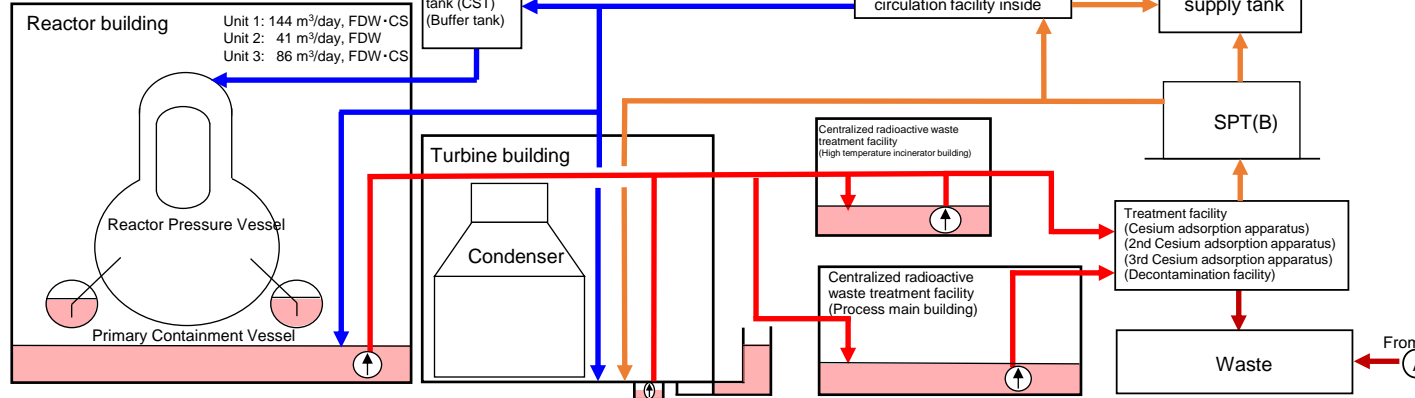
- Water transfer from the Units 1-4 to the buildings (Units 1-4, Centralized radioactive waste treatment facilities) and to the treatment facilities was conducted whenever necessary.
- Due to other works, water transfer to the buildings (Units 1-4, Centralized radioactive waste treatment facilities) was conducted whenever necessary.
- Operations of the Cesium Adsorption Apparatus have been suspended.
- Operations of the 2nd Cesium Adsorption Apparatus have been suspended.
- From February 1, operations of the 3rd Cesium Adsorption Apparatus have been suspended; the availability factor is 51% (previous simulated: 50%).

\*1 The figures of the data are treated as a reference, because water levels during water transfer are not stable.  
 \*2 The figures of the storage volume do not include those of the following volumes that have accumulated from the bottom of the tanks to the height of so-called "down scale (DS)," where water gauges show 0%:  
 Freshwater receiving tank (approx. 100m<sup>3</sup>), Concentrated waste liquid storage tank (approx. 100m<sup>3</sup>), Treated water storage tank (approx. 2,200m<sup>3</sup>), Treated water storage tank (reuse) (approx. 200m<sup>3</sup>), Strontium removed water storage tank (approx. 200m<sup>3</sup>).  
 \*3 The figures of the data show the operational limits.  
 \*4 The figures of "Storage capacity" do not include those of the volumes that have accumulated from the bottom of the tanks to the height of so-called "down scale (DS)," where water gauges show 0%. However, each tank has the capacity that accommodates more than the storage volume that accumulates up to the height of "DS."  
 \*5 The figure of "Residual water" includes the one of the volumes that have accumulated from the bottom of the tanks to the height of so-called "down scale (DS)," where water gauges show 0%. The amount of the residual water of concentrated saltwater is calculated based on that of the water treated through the ALPS and other facilities.  
 \*6 The data shown here are those of Cs-137.  
 \*7 Total treated amount of Cesium adsorption apparatus and 2nd Cesium adsorption apparatus and 3rd Cesium adsorption apparatus. Breakdown of the treated amount: Cesium adsorption apparatus (0m<sup>3</sup>), 2nd Cesium adsorption apparatus (0m<sup>3</sup>), 3rd Cesium adsorption apparatus (2,140m<sup>3</sup>). Breakdown of the cumulative treated amount: Cesium adsorption apparatus (394,720m<sup>3</sup>), 2nd Cesium adsorption apparatus (2,028,070m<sup>3</sup>), 3rd Cesium adsorption apparatus (177,160 m<sup>3</sup>).  
 \*8 The data of the water levels are as of 5 a.m., February 2.  
 \*9 Breakdown of the used vessels: Cesium adsorption apparatus (779), 2nd Cesium adsorption apparatus (254), 3rd Cesium adsorption apparatus (16). Others: Storage container (4,128), Treated column (17), Used vessel (248), Filters and so forth (65).  
 \*10 Volume of the Strontium removed water (before ALPS treatment) stored in the welded-type tanks.  
 \*11 Volume of the Strontium removed water (before ALPS treatment) remaining in the flange-type tanks.  
 \*12 Volume of the "ALPS treated water" and "treated water to be re-purified" stored in the welded-type tanks.  
 \*13 Volume of the "treated water to be re-purified" remaining in the flange-type tanks.  
 \*14 Volume of the "treated water to be re-purified" stored in the ALPS sample tanks (flange-type), the additional ALPS temporary storage tanks (welded-type) and the high performance ALPS temporary storage tanks (welded-type).  
 \*15 Volume of the "treated water to be re-purified" stored in the reuse welded-type tanks which stored Strontium removed water (before ALPS treatment) before. (These welded-type tanks have been reused from 2019).  
 \*16 The volume of the "ALPS treated water, etc." is the sum of the storage volume in each column of treated water, sample water, treated water (reuse) and treated water (residual).  
 \*17 Sum of sludge and supernatant water (as of 11 a.m., February 2).  
 \*18 Part of concentrated waste liquid is stored in the Strontium removed water storage tanks temporarily.  
 \*19 Water transfer from SPT(A) to PMB/HTI was conducted whenever necessary.  
 \*20 Mistakes in the figures were corrected.

# Storage and treatment of high level radioactive accumulated water (as of February 9, 2023)

Classification	
	High level radioactive water/ Waste, Concentrated waste liquid
	Treated water (concentrated saltwater), pipe removal
	Strontium removed water
	Treated water (freshwater), pipe removal
	Treated water from Multi-nuclide Removal Facility
	Filtrate water

Volume of water to be injected to Reactor [m <sup>3</sup> ] (2/2-2/9)	Change from last report [m <sup>3</sup> ]
① Filtrate water	—
② Treated water (freshwater)	1,688
Cumulative treated water	1,223,876



Storage volume [m <sup>3</sup> ] <sup>*1</sup>	Change from last report [m <sup>3</sup> ]	Storage capacity [m <sup>3</sup> ] <sup>*2,3</sup>
Concentrated saltwater receiving tank	0	-
Freshwater receiving tank	4,154	+90
Concentrated waste liquid storage tank	9,374 *14	No Change
Treated water storage tank *9,13	1,218,539	+53
Sample water storage tank *11,13	4,174	+1,069
Treated water storage tank (Reuse) *12,13	92,830	No Change
Strontium removed water storage tank *7	7,919	-747

Residual water [m <sup>3</sup> ] <sup>*4</sup>	Change from last report [m <sup>3</sup> ]	Storage capacity [m <sup>3</sup> ] <sup>*2,3</sup>
Concentrated saltwater receiving tank	Approx.100	No Change
Treated water tank *10,13	454	No Change
Strontium removed water tank *8	2,510	No Change

Facility	Storage volume [m <sup>3</sup> ]	Change from last report [m <sup>3</sup> ]	Water level in T/B
Unit 1	Approx.1,090	No Change	—
Unit 2	Approx.1,140	No Change	—
Unit 3	Approx.1,300	No Change	—
Unit 4	Approx.10	No Change	—
Total	Approx.3,540		

Storage Facility	Storage volume [m <sup>3</sup> ]	Change from last report [m <sup>3</sup> ]	Water level	Treated volume (2/2-2/9) [m <sup>3</sup> ]	Cumulative treated volume [m <sup>3</sup> ]	Waste produced	Change from last report	Storage capacity
Process Main Building	Approx.5,480	+20	T.P. -335	Approx. 2,100	Approx. 2,602,050	Sludge [m <sup>3</sup> ]	467	No Change
High Temperature Incinerator Building	Approx.2,170	-270	T.P. -450	*5	*5	Used vessels	5,509 *6 *15	+2
Total	Approx.7,650							700 *2
								6,308

[Main operations that are planned to be conducted during the period from February 2, 2023 to February 9, 2023]

- Water transfer from the Units 1-4 to the buildings (Units 1-4, Centralized radioactive waste treatment facilities) and to the treatment facilities will be conducted whenever necessary.
- Due to other works, water transfer to the buildings (Units 1-4, Centralized radioactive waste treatment facilities) will be conducted whenever necessary.
- Operations of the Cesium Adsorption Apparatus will continue to be suspended.
- Operations of the 2nd Cesium Adsorption Apparatus will continue to be suspended.
- Operations of the 3rd Cesium Adsorption Apparatus will be resumed (assumed availability factor: 50%).

\*1 The figures of "Storage volume" do not include those of the volumes that have accumulated from the bottom of the tanks to the height of so-called "down scale (DS)," where water gauges show 0%.

\*2 The figures of the data show the operational limits.

\*3 The figures of "Storage capacity" do not include those of the volumes that have accumulated from the bottom of the tanks to the height of so-called "down scale (DS)," where water gauges show 0%. However, each tank has the capacity that accommodate more than the storage volume that accumulates up to the height of "DS."

\*4 The figure of "Residual water" includes the one of the volumes that have accumulated from the bottom of the tanks to the height of so-called "down scale (DS)," where water gauges show 0%. The amount of the residual water of concentrated saltwater is calculated based on that of the water treated through the ALPS and other facilities.

\*5 Total treated amount of Cesium adsorption apparatus and 2nd Cesium adsorption apparatus and 3rd Cesium adsorption apparatus Breakdown of the treated amount: Cesium adsorption apparatus (0m<sup>3</sup>)  
2nd Cesium adsorption apparatus (0m<sup>3</sup>)  
3rd Cesium adsorption apparatus (2,100m<sup>3</sup>)  
Breakdown of the cumulative treated amount: Cesium adsorption apparatus (394,720m<sup>3</sup>)  
2nd Cesium adsorption apparatus (2,028,070m<sup>3</sup>)  
3rd Cesium adsorption apparatus (179,260m<sup>3</sup>)

\*6 Breakdown of the used vessels: Cesium adsorption apparatus (779)  
2nd Cesium adsorption apparatus (254)  
3rd Cesium adsorption apparatus (16)  
Others: Storage container (4,130), Treated column (17), Used vessels (248), Filters and so forth (65)

\*7 Volume of the Strontium removed water (before ALPS treatment) stored in the welded-type tanks

\*8 Volume of the Strontium removed water (before ALPS treatment) remaining in the flange-type tanks

\*9 Volume of the "ALPS treated water" and "treated water to be re-purified" stored in the welded-type tanks

\*10 Volume of the "treated water to be re-purified" remaining in the flange-type tanks

\*11 Volume of the "treated water to be re-purified" stored in the ALPS sample tanks (flange-type), the additional ALPS temporary storage tanks (welded-type) and the high performance ALPS temporary storage tanks (welded-type)

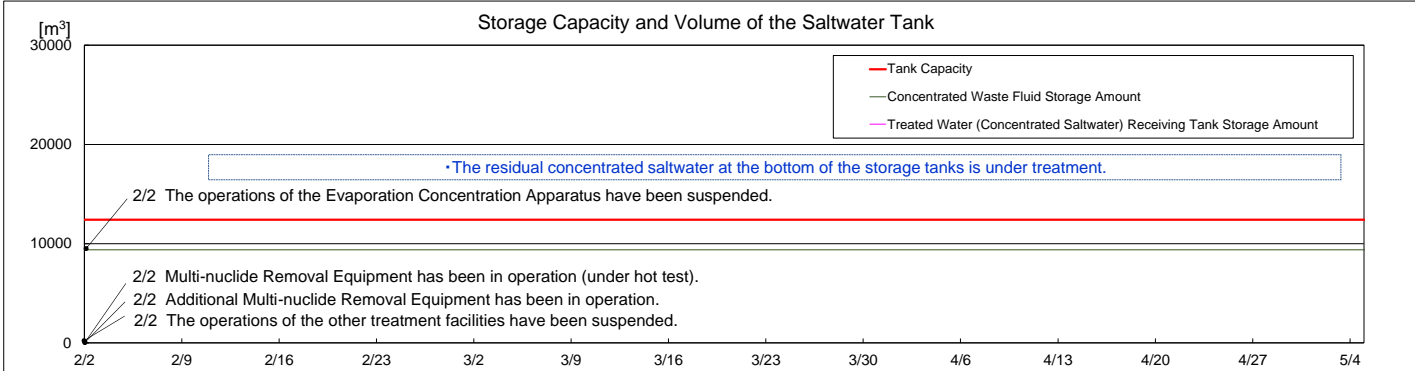
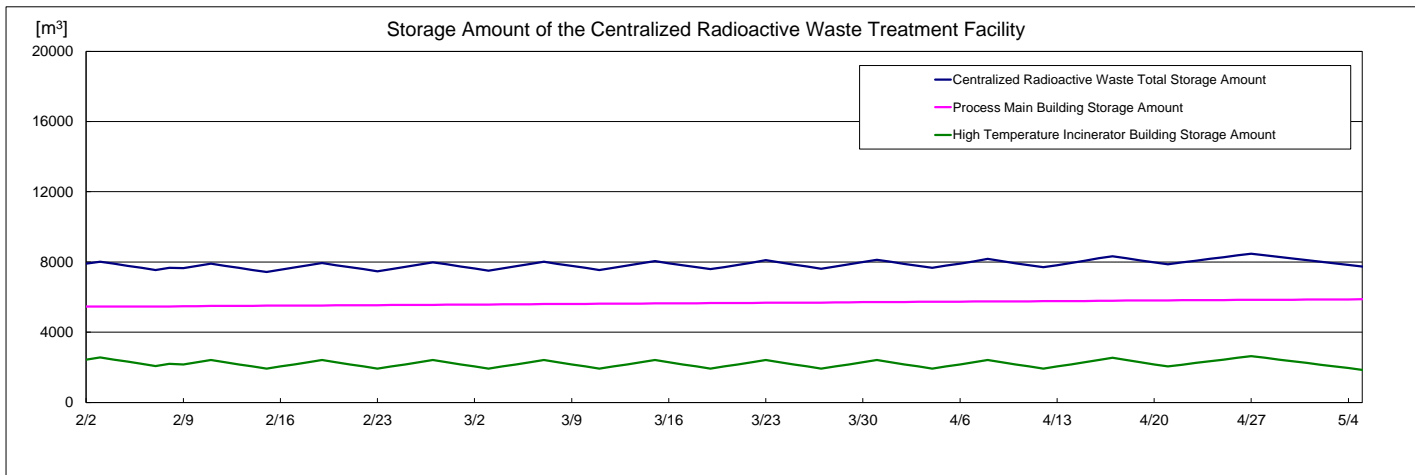
\*12 Volume of the "treated water to be re-purified" stored in the reuse welded-type tanks which stored Strontium removed water (before ALPS treatment) before. (These welded-type tanks have been reused from 2019.)

\*13 The volume of the "ALPS treated water, etc." is the sum of the storage volume of each column of treated water, sample water, treated water (reuse) and treated water (residual).

\*14 Part of concentrated waste liquid is stored in the Strontium removed water storage tanks temporarily.

\*15 Mistakes in the figures were corrected.

Simulation Results of Storing and Treatment in the Accumulated Water Storing Facilities



Note  
 - The amount of water treated through the treatment facilities is changed depending on the factors such as stored amount in the accumulated water storing facilities.