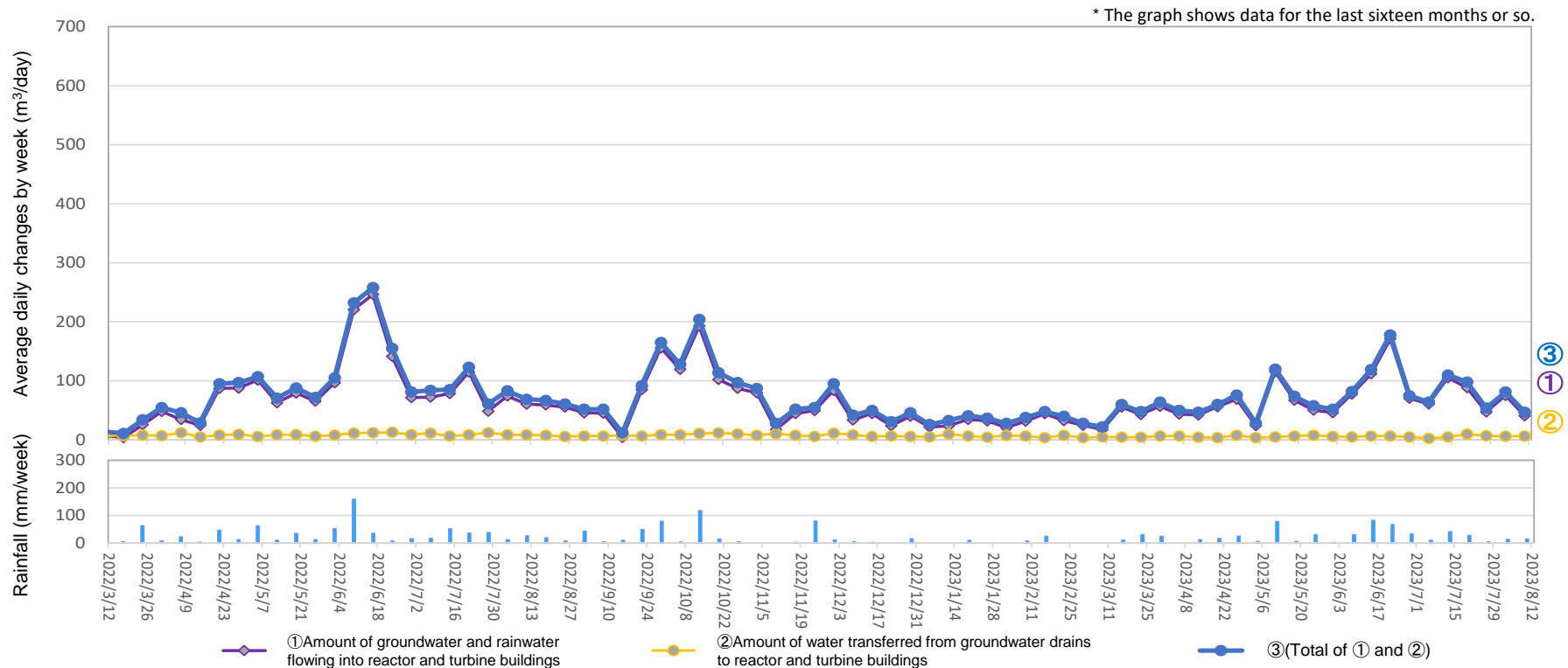


Changes in the amount of water transferred from groundwater drains to reactor and turbine buildings and in the amount of groundwater and rainwater flowing into the buildings



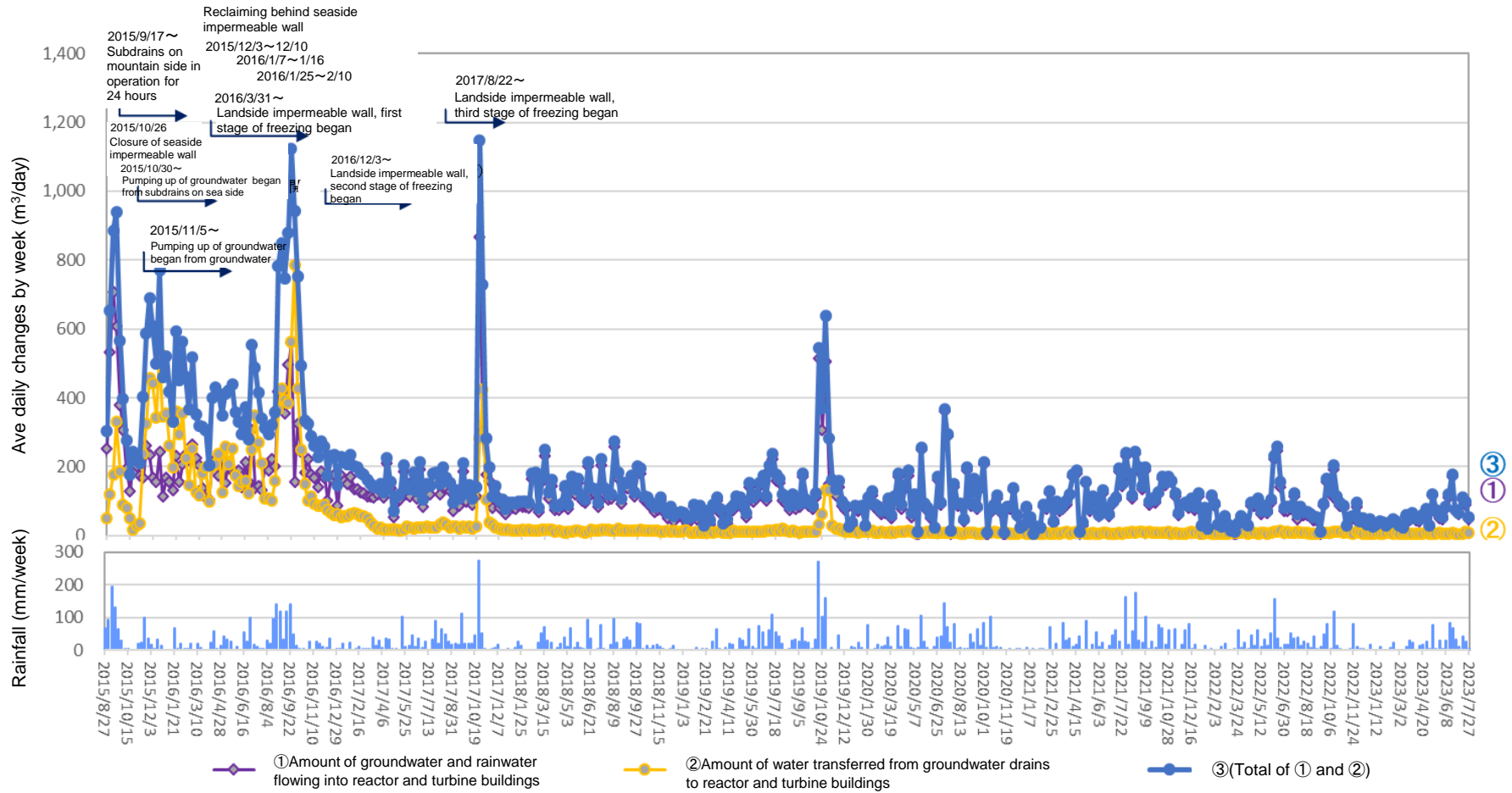
Amount of water transferred from groundwater drains to reactor and turbine buildings
 (From August 3, 2023 to August 9, 2023)

Date	Temporary storage tanks				(Reference) improved wells and well points				(Reference) Amount of water transferred to turbine buildings [(α)+(β)]
	A	B	C	Total (α)	Between Units 1-2	Between Units 2-3	Between Units 3-4	Total (β)	
From Aug 3 to Aug 9	0	0	0	0	6	0	0	6	6

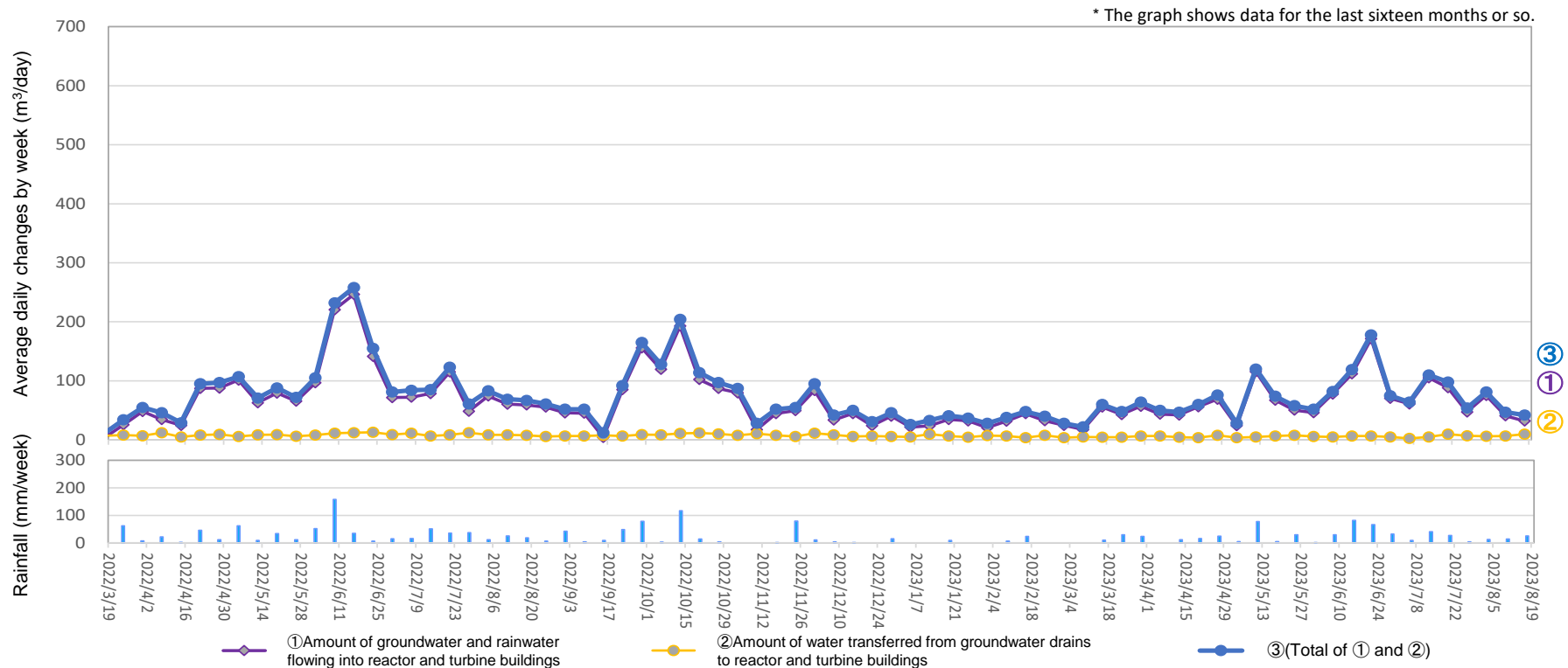
* ①Amount of groundwater and rainwater flowing into reactor and turbine buildings: 41 m³/day, ②Amount of water transferred from groundwater drains to reactor and turbine buildings: 6 m³/day, ③(Total of ① and ②): 47 m³/day, Rainfall: 14 mm/week

* There may be a difference between the sum of the individual data and the total value since the total value is the sum of the data with the first decimal place.

(Reference) Changes in the amount of water transferred from groundwater drains to reactor and turbine buildings and in the amount of groundwater and rainwater flowing into the buildings from the start of measurement



Changes in the amount of water transferred from groundwater drains to reactor and turbine buildings and in the amount of groundwater and rainwater flowing into the buildings



Amount of water transferred from groundwater drains to reactor and turbine buildings
 (From August 10, 2023 to August 16, 2023)

Date	Temporary storage tanks				(Reference) improved wells and well points				(Reference) Amount of water transferred to turbine buildings [(α)+(β)]
	A	B	C	Total (α)	Between Units 1-2	Between Units 2-3	Between Units 3-4	Total (β)	
From Aug 10 to Aug 16	0	0	0	0	10	0	0	10	10

* ①Amount of groundwater and rainwater flowing into reactor and turbine buildings: 32 m³/day, ②Amount of water transferred from groundwater drains to reactor and turbine buildings: 10 m³/day, ③(Total of ① and ②): 42 m³/day, Rainfall: 25 mm/week

* There may be a difference between the sum of the individual data and the total value since the total value is the sum of the data with the first decimal place.

(Reference) Changes in the amount of water transferred from groundwater drains to reactor and turbine buildings and in the amount of groundwater and rainwater flowing into the buildings from the start of measurement

